

**8.0mm Mini Camlock 0202**
**Product Description**

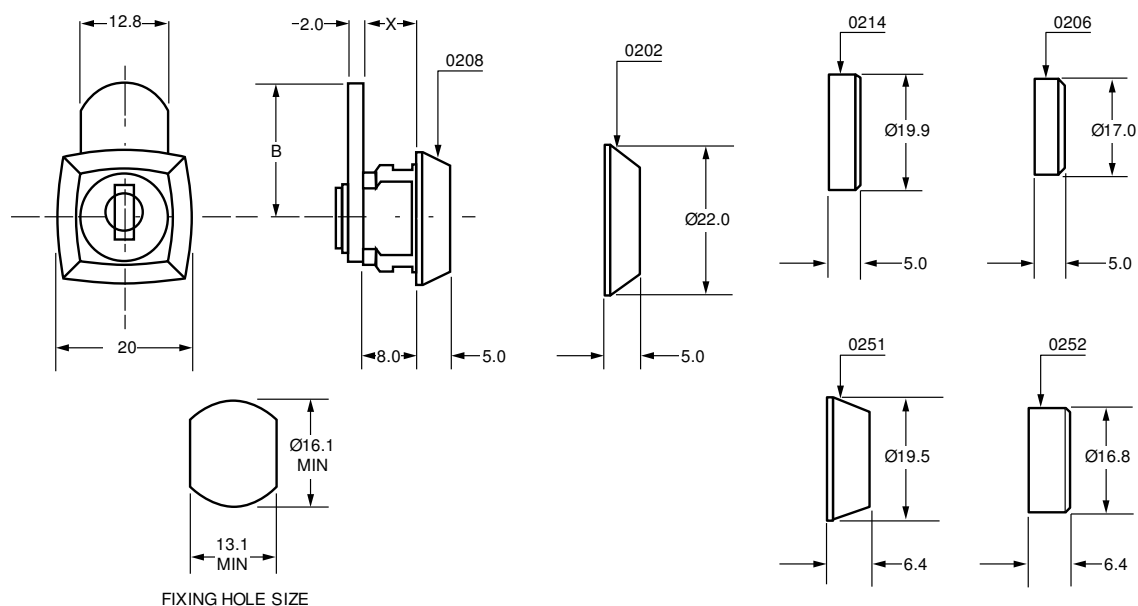

A 8.0mm Mini Camlock 0202 available in Bright Chrome with a Double D hole fixing shape. An ideal camlock for many applications including **Automotive, Lockers and Medical Office Furniture**.

- **Standard movements:** 1, 2, 3, 4, 8
- **Lock combinations:** 100
- **Standard finish:** Bright chrome
- **Fixing hole shape:** Double D
- **Dimension 'X' Specification:** See [Cams](#)

Cams for these products may not be standard, please refer to sales department

**Options**

| SKU  | Key Series | Combinations | Body Length | Head Width | Head Height | Head Depth | Max Panel Thickness | Finish        | Housing Fixing | Head Shape  |
|------|------------|--------------|-------------|------------|-------------|------------|---------------------|---------------|----------------|-------------|
| 0201 | 800        | 100          | 8           | 22         | 22          | 5          | 2.5                 | Bright Chrome | Nut fixing     | Conical     |
| 0202 | 800        | 100          | 8           | 22         | 22          | 5          | 2.6 & 4.0           | Bright Chrome | Horseshoe clip | Conical     |
| 0205 | 800        | 100          | 8           | 17         | 17          | 6.4        | 2.5                 | Bright Chrome | Nut fixing     | Cylindrical |
| 0206 | 800        | 100          | 8           | 17         | 17          | 6.4        | 2.6 & 4.0           | Bright Chrome | Horseshoe clip | Cylindrical |
| 0207 | 800        | 100          | 8           | 20         | 20          | 5          | 2.5                 | Bright Chrome | Nut fixing     | Square      |
| 0208 | 800        | 100          | 8           | 20         | 20          | 5          | 2.6 & 4.0           | Bright Chrome | Horseshoe clip | Square      |
| 0213 | 800        | 100          | 8           | 19         | 19          | 5          | 2.5                 | Bright Chrome | Nut fixing     | Round       |
| 0214 | 800        | 100          | 8           | 19         | 19          | 5          | 2.6 & 4.0           | Bright Chrome | Horseshoe clip | Round       |
| 0251 | 800        | 100          | 8           | 19.5       | 19.5        | 6.4        | 2.6 & 4.0           | Bright Chrome | Horseshoe clip | Conical     |
| 0252 | 800        | 100          | 8           | 16.8       | 16.8        | 6.4        | 2.6 & 4.0           | Bright Chrome | Horseshoe clip | Round       |

**Technical Drawing**


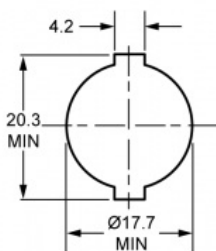
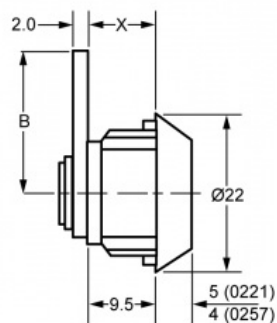
**9.5mm Mini Camlock 0221**
**Product Description**


A 9.5mm Mini Camlock 0221 in Bright Chrome with a round hole fixing shape. An ideal camlock for numerous applications where space is limited or compact dimensions are required such as furniture and personal storage.


- **Standard movements:** 1, 2, 3, 4, 8, 9
- **Lock combinations:** 100-200
- **Standard finish:** Bright chrome
- **Fixing hole shape:** Round with notches
- **M Keyed system** supplied to order only
- **Dimension 'X' Specification:** See [Cams](#)

**Options**

| SKU  | Key Series | Combinations | Body Length | Head Width | Head Height | Head Depth | Max Panel Thickness | Finish        | Housing Fixing |
|------|------------|--------------|-------------|------------|-------------|------------|---------------------|---------------|----------------|
| 0221 | 800        | 100          | 9.5         | 22         | 22          | 5          | 4.0                 | Bright Chrome | Clip Fix       |
| 0257 | 800 M      | 200          | 9.5         | 22         | 22          | 4.7        | 4.0                 | Bright Chrome | Nut fixing     |

**Technical Drawing**


FIXING HOLE SIZE

| 9.5mm Mini Camlock F510   | Product Description   |
|---|---|
|  | <p>A 9.5mm Mini Camlock F510 available in Black plastic RAL 9011 (other colours available on request). This camlock is ideal for various applications including <b>Cash Management</b>.</p> <ul style="list-style-type: none"> <li>● <b>Standard movements:</b> 1, 8</li> <li>● <b>Lock Combinations:</b> 50-200</li> <li>● <b>Standard finish:</b> Black plastic ral 9011, other colours on request</li> <li>● <b>Fixing hole shape:</b> Round with notches</li> <li>● 4 fixing clips supplied</li> <li>● <b>F578:</b> with plastic barrel</li> <li>● <b>F664:</b> with integrated Mazak insert</li> </ul> |

| Options |            |              |             |            |             |            |                     |               |          |
|---------|------------|--------------|-------------|------------|-------------|------------|---------------------|---------------|----------|
| SKU     | Key Series | Combinations | Body Length | Head Width | Head Height | Head Depth | Max Panel Thickness | Finish        | Cap      |
| F312    | 1FM        | 200          | 0           | 22         | 22          | 6          |                     | -             | -        |
| F510    | FH         | 200          | 0           | 22         | 22          | 6          |                     | Black Plastic | Uncapped |
| F511    | FH         | 200          | 0           | 22         | 22          | 6          |                     | Black Plastic | Capped   |
| F513    | 1FM        | 200          | 0           | 22         | 22          | 6          |                     | Black Plastic | Capped   |
| F514    | H          | 50           | 0           | 22         | 22          | 6          |                     | Black Plastic | Uncapped |
| F515    | H          | 50           | 0           | 22         | 22          | 6          |                     | Black Plastic | Capped   |
| F578    | FH         | 200          | 9.5         | 22         | 22          | 6          | 0.75 - 2.20         | Black Plastic | Uncapped |
| F664    | FH         | 200          | 9.5         | 22         | 22          | 6          | 0.75 - 2.20         | Black Plastic | Uncapped |

## 9.5mm Mini Camlock 1320

## Product Description



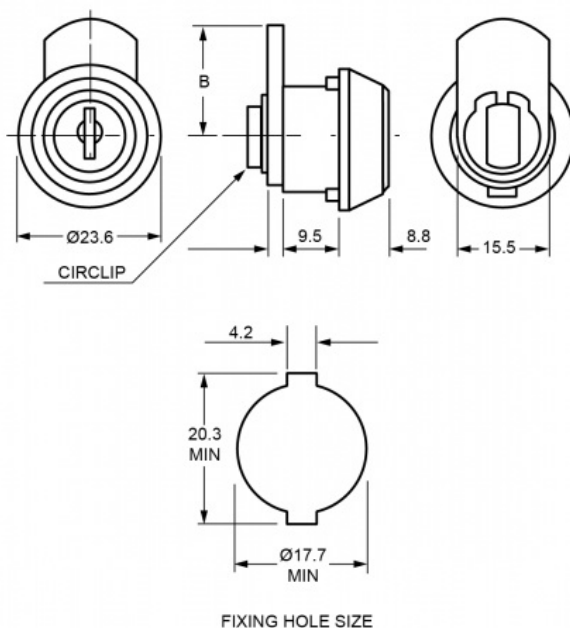
A 9.5mm Mini Camlock 1320 available in Bright Chrome or Bright Nickel. Some of these camlocks can be shuttered and greased for greater protection when used outdoors. This makes it ideal for applications such as **Automotive**, **Enclosures** and **Postal**.

- **Standard movements:** 1, 2, 3, 4, 8, 9
- **Lock Combinations:** 200-2000
- **Standard finish:** Bright chrome, bright nickel
- **Fixing hole shape:** Round with notches
- **M Keyed system** supplied to order only
- **Dimension 'B' Specification:** See [Cams](#)

## Options

| SKU  | Key Series | Combinations | Body Length | Head Width | Head Height | Head Depth | Max Panel Thickness | Finish        | Housing Fixing | Version   |
|------|------------|--------------|-------------|------------|-------------|------------|---------------------|---------------|----------------|-----------|
| 1319 | 92 M       | 200          | 9.5         | 23.6       | 23.6        | 8.8        | 1.0                 | Bright Chrome | Snap In Fix    | Standard  |
| 1320 | 92 M       | 200          | 9.5         | 23.6       | 23.6        | 8.8        | 5.0                 | Bright Chrome | Horseshoe clip | Standard  |
| 1419 | 95-97 M    | 2000         | 9.5         | 23.6       | 23.6        | 8.8        | 1.0                 | Bright Chrome | Snap In Fix    | Standard  |
| 1420 | 95-97 M    | 2000         | 9.5         | 23.6       | 23.6        | 8.8        | 5.0                 | Bright Chrome | Horseshoe clip | Standard  |
| 4616 | 89         | 200          | 9.5         | 23.6       | 23.6        | 8.8        | 1.0                 | Bright Chrome | Snap In Fix    | Shuttered |
| 4617 | 89         | 200          | 9.5         | 23.6       | 23.6        | 8.8        | 5.0                 | Bright Chrome | Horseshoe clip | Shuttered |
| 4619 | 89         | 200          | 9.5         | 23.6       | 23.6        | 8.8        | 1.0                 | Bright Chrome | Snap In Fix    | Standard  |
| 4620 | 89         | 200          | 9.5         | 23.6       | 23.6        | 8.8        | 5.0                 | Bright Chrome | Horseshoe clip | Standard  |
| 4720 | 93EM       | 500          | 9.5         | 23.6       | 23.6        | 8.8        | 5.0                 | Bright Chrome | Horseshoe clip | Standard  |
| F400 | 92 M       | 200          | 9.5         | 23.6       | 23.6        | 8.8        | 1.0                 | Bright Nickel | Snap In Fix    | Standard  |

## Technical Drawing





## 9.5mm Mini Camlock 1372

## Product Description



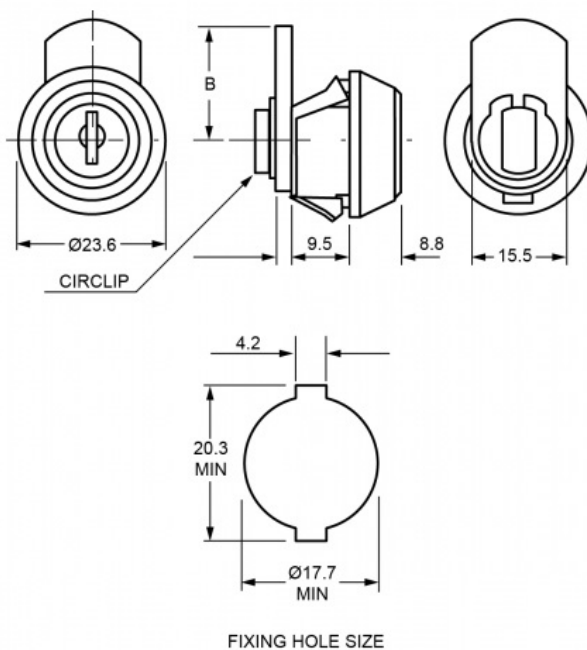
A 9.5mm Mini Camlock 1372 available in Bright Chrome with a round (with notches) fixing hole shape. Some of these camlocks can be shuttered and greased for greater protection when used outdoors. This makes it ideal for applications such as Automotive, Enclosures and Postal.

- **Standard movements:** 1, 2, 3, 4, 8, 9
- **Lock Combinations:** 200-2000
- **Standard finish:** Bright chrome
- **Fixing hole shape:** Round with notches
- **M Keyed system** supplied to order only
- **Dimension 'B' Specification:** See [Cams](#)

## Options

| SKU  | Key Series | Combinations | Body Length | Head Width | Head Height | Head Depth | Max Panel Thickness | Housing Fixing | Finish        | Version   |
|------|------------|--------------|-------------|------------|-------------|------------|---------------------|----------------|---------------|-----------|
| 1372 | 92 M       | 200          | 9.5         | 23.6       | 23.6        | 8          | 1.8                 | Snap In Fix    | Bright Chrome | Standard  |
| 1472 | 95-97      | 2000         | 9.5         | 23.6       | 23.6        | 8          | 1.8                 | Snap In Fix    | Bright Chrome | Standard  |
| 4672 | 89         | 200          | 9.5         | 23.6       | 23.6        | 8          | 1.8                 | Snap In Fix    | Bright Chrome | Standard  |
| B181 | 89         | 200          | 9.5         | 23.6       | 23.6        | 8          | 1.8                 | Snap In Fix    | Bright Chrome | Shuttered |

## Technical Drawing



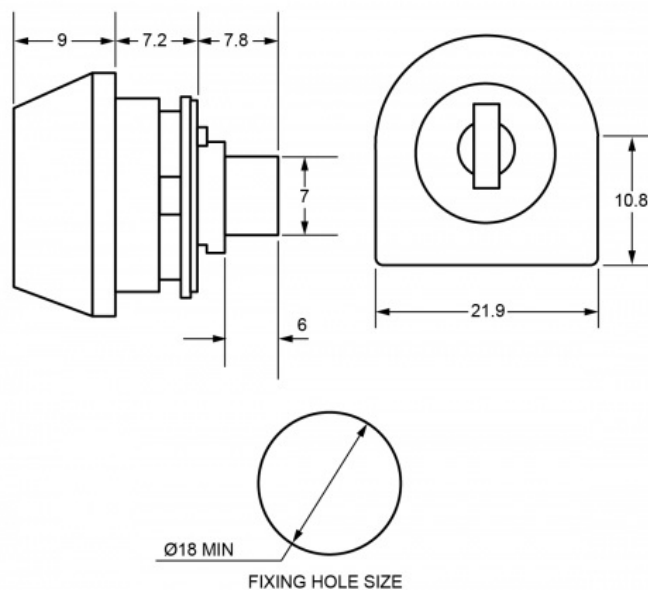
**7.2mm Mini Camlock F501**
**Product Description**


A 7.2mm Push to Lock Mini Camlock F501 available as standard in Grey plastic RAL 7040 (other colours available on request). This camlock is ideal for many applications including **Metal** and **Wooden Office Furniture** and **Cash Management**.

- **Standard movements:** 2
- **Lock Combinations:** 200
- **Standard finish:** Grey plastic ral 7040, other colours on request
- **Fixing hole shape:** Round
- **Plastic clip fixing** supplied

**Options**

| SKU  | Key Series | Combinations | Body Length | Head Width | Head Height | Head Depth | Max Panel Thickness | Finish       | Movement | Head Shape |
|------|------------|--------------|-------------|------------|-------------|------------|---------------------|--------------|----------|------------|
| F501 | FH         | 200          | 7.2         | 21.9       | 10.8        | 9          | 4.0                 | Grey Plastic | 2        | -          |
| F541 | 1F         | 200          | 7.2         | 23         | 23          | 9          | 4.0                 | Black        | 2        | Square     |

**Technical Drawing**


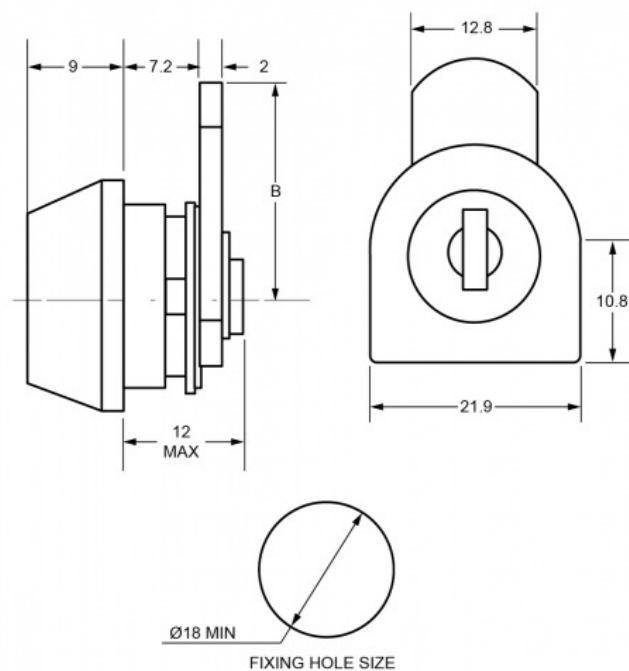
**7.2mm Mini Camlock F503**
**Product Description**


A 7.2mm Mini Camlock F503 available as standard in Grey plastic RAL 7040 (other colours available on request). This camlock is ideal for numerous applications including **Lockers**.

- **Standard movements:** 2
- **Lock Combinations:** 200
- **Standard finish:** Grey plastic ral 7040, other colours on request
- **Fixing hole shape:** Round
- Plastic clip fixing supplied
- **Dimension 'B' Specification:** See [Cams](#)

**Options**

| SKU  | Key Series | Combinations | Body Length | Head Width | Head Height | Head Depth | Max Panel Thickness | Finish       | Movement |
|------|------------|--------------|-------------|------------|-------------|------------|---------------------|--------------|----------|
| F503 | FH         | 200          | 7.2         | 21.9       | 11          | 9          | 4.0                 | Grey Plastic | 2        |

**Technical Drawing**


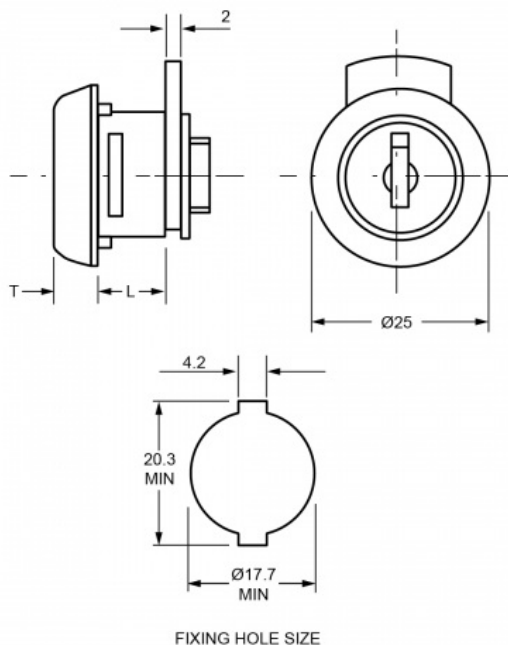
**8.1mm-9.7mm Mini Camlock T J5C**
**Product Description**


A 8.1mm & 9.7mm Mini Camlock T J5C available in Bright Chrome or Nickel with a round (with notches) fixing hole shape. Some of these camlocks can be shuttered and greased for greater protection when used outdoors. This makes them ideal for applications such as **Enclosures**.

- **Standard movements:** 1, 3 (T J5C, F109, F191, F228); 8, 9 (T J5A, F123)
- **Lock Combinations:** 100-500
- **Standard finish:** Bright chrome, bright nickel
- **Fixing hole shape:** Round with notches
- **M Keyed system** supplied to order only
- **'T' Dimension:** Head Depth
- **'L' Dimension:** Body Length

**Options**

| SKU   | Key Series | Combinations | Body Length | Head Width | Head Height | Head Depth | Max Panel Thickness | Housing Fixing | Finish        | Version   |
|-------|------------|--------------|-------------|------------|-------------|------------|---------------------|----------------|---------------|-----------|
| F109  | 9000 M     | 500          | 9.7         | 25         | 25          | 6          | 0.8-5.5             | Horseshoe clip | Bright Chrome | Shuttered |
| F123  | 9000 M     | 100          | 8.1         | 25         | 25          | 7.5        | 0.8-3.25            | Horseshoe clip | Bright Nickel | Standard  |
| F191  | 9000 M     | 500          | 9.7         | 25         | 25          | 6          | 0.8-3.25            | Horseshoe clip | Bright Nickel | Shuttered |
| F228  | 9000 M     | 500          | 9.7         | 25         | 25          | 6          | 0.8-5.5             | Horseshoe clip | Bright Nickel | Standard  |
| T J5A | 9000 M     | 100          | 8.1         | 25         | 25          | 7.5        | 0.8-3.25            | Horseshoe clip | Bright Chrome | Standard  |
| T J5C | 9000 M     | 500          | 9.7         | 25         | 25          | 6          | 0.8-5.5             | Horseshoe clip | Bright Chrome | Standard  |

**Technical Drawing**


## 9.5mm Mini Camlock F143

## Product Description



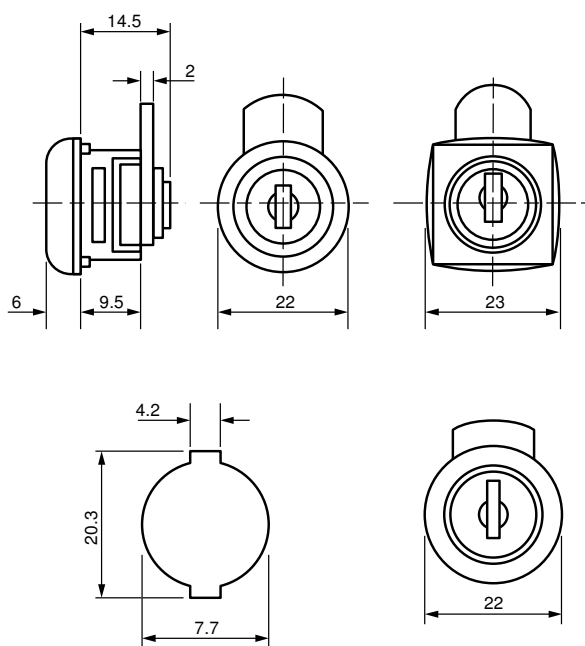
A 9.5mm Mini Camlock F143 available in Bright Chrome or Nickel with a round (with notches) fixing hole shape. This camlock is ideal for various applications including **Wooden Office Furniture** and **Lockers**.

- **Standard movements:** 3, 8, 9 (F358 moves 3, 8 only)
- **Lock Combinations:** 50-200
- **Standard finish:** Bright chrome, bright nickel
- **Fixing hole shape:** Round with notches
- **M Keyed system** supplied to order only
- **Cams:** please see [Technical Information](#)

## Options

| SKU  | Key Series | Combinations | Body Length | Head Width | Head Height | Head Depth | Max Panel Thickness | Cap      | Head Shape | Housing Fixing | Finish        |
|------|------------|--------------|-------------|------------|-------------|------------|---------------------|----------|------------|----------------|---------------|
| F143 | FH         | 200          | 9.5         | 22         | 22          | 6          | 0.8-2.65            | Capped   | Round      | Horseshoe clip | Bright Chrome |
| F292 | H          | 50           | 9.5         | 22         | 22          | 6          | 0.8-2.65            | Capped   | Round      | Horseshoe clip | Bright Chrome |
| F324 | 1FM        | 200          | 9.5         | 22         | 22          | 6          | 0.8-2.65            | Capped   | Round      | Horseshoe clip | Bright Chrome |
| F336 | H          | 50           | 9.5         | 23         | 23          | 6          | 0.8-2.65            | Capped   | Square     | Horseshoe clip | Bright Chrome |
| F337 | 1FM        | 200          | 9.5         | 23         | 23          | 6          | 0.8-2.65            | Capped   | Square     | Horseshoe clip | Bright Chrome |
| F338 | FH         | 200          | 9.5         | 23         | 23          | 6          | 0.8-2.65            | Capped   | Square     | Horseshoe clip | Bright Chrome |
| F347 | 1FM        | 200          | 9.5         | 22         | 22          | 6          | 0.8-2.65            | Uncapped | Round      | Horseshoe clip | Bright Nickel |
| F349 | FH         | 200          | 9.5         | 22         | 22          | 6          | 0.8-2.65            | Uncapped | Round      | Horseshoe clip | Bright Nickel |
| F358 | H          | 50           | 9.5         | 22         | 22          | 6          | 0.8-2.65            | Uncapped | Round      | Horseshoe clip | Bright Nickel |
| F381 | H          | 50           | 9.5         | 22         | 22          | 6          | 0.8-2.65            | Capped   | Conical    | Horseshoe clip | Bright Chrome |
| F387 | FH         | 200          | 9.5         | 22         | 22          | 6          | 0.8-2.65            | Capped   | Conical    | Horseshoe clip | Bright Chrome |

## Technical Drawing



9.5mm/16.5mm Mini Camlock  
0258



Product Description

A series of 9.5mm & 16.5mm Mini Camlock 0258 available in Bright or Black Chrome with a Double D fixing hole shape. An ideal camlock for many applications including **Postal Boxes** and **Cash Management**.

- **Standard movements:** 1, 3, 4
- **Lock combinations:** 200
- **Standard finish:** Bright chrome, black chrome
- **Fixing hole shape:** Double D
- **M Keyed system** supplied to order only
- **Cam fixing:** E-Clip

Options

| SKU  | Key Series | Combinations | Body Length | Head Width | Head Height | Head Depth | Max Panel Thickness | Housing Fixing | Head Shape | Finish        |
|------|------------|--------------|-------------|------------|-------------|------------|---------------------|----------------|------------|---------------|
| 0258 | 800 M      | 200          | 9.5         | 0          | 0           | 0          |                     | Nut fixing     | Round      | Bright Chrome |
| B913 | 800 M      | 200          | 16.6        | 16         | 16          | 3.3        |                     | Nut fixing     | Square     | Black Chrome  |
| B914 | 800 M      | 200          | 9.5         | 16         | 16          | 3.3        |                     | Nut fixing     | Square     | Black Chrome  |

## 9.5mm Mini Camlock F523

## Product Description



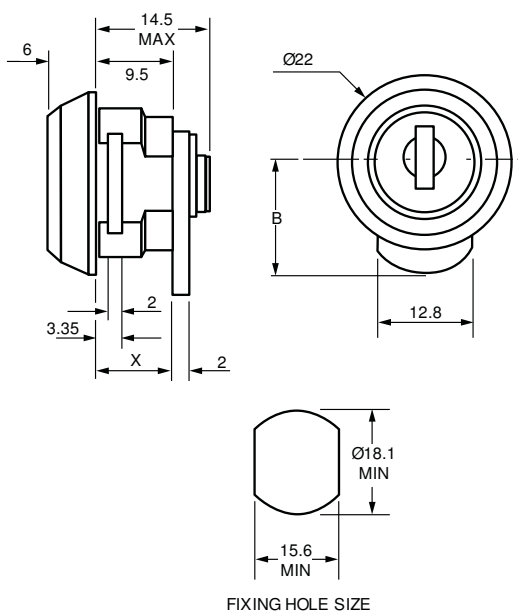
A 9.5mm Mini Camlock F523 available in Bright chrome with a horseshoe clip or nut fixing. This camlock is ideal for many applications including **Medical Furniture**.

- **Standard movements:** 3
- **Lock Combinations:** 200
- **Standard finish:** Bright chrome
- **Fixing hole shape:** Double D
- **M Keyed system** supplied to order only
- **Lock fixing:** Horseshoe clip or nut fixing
- **Cam fixing:** E-Clip
- **Dimension 'X' Specification:** See [Cams](#)

## Options

| SKU  | Key Series | Combinations | Body Length | Head Width | Head Height | Head Depth | Max Panel Thickness | Cap      | Finish        | Movement |
|------|------------|--------------|-------------|------------|-------------|------------|---------------------|----------|---------------|----------|
| F523 | FH         | 200          | 9.5         | 22         | 22          | 6          | 1.2-4.0             | Capped   | Bright Chrome | 3        |
| F525 | FH         | 200          | 9.5         | 22         | 22          | 6          | 1.2-4.0             | Uncapped | Bright Chrome | 3        |
| F526 | 1FM        | 200          | 9.5         | 22         | 22          | 6          | 1.2-4.0             | Capped   | Bright Chrome | 3        |
| F527 | 1FM        | 200          | 9.5         | 22         | 22          | 6          | 1.2-4.0             | Uncapped | Bright Chrome | 3        |

## Technical Drawing



## 7.2mm Mini Camlock F547

## Product Description



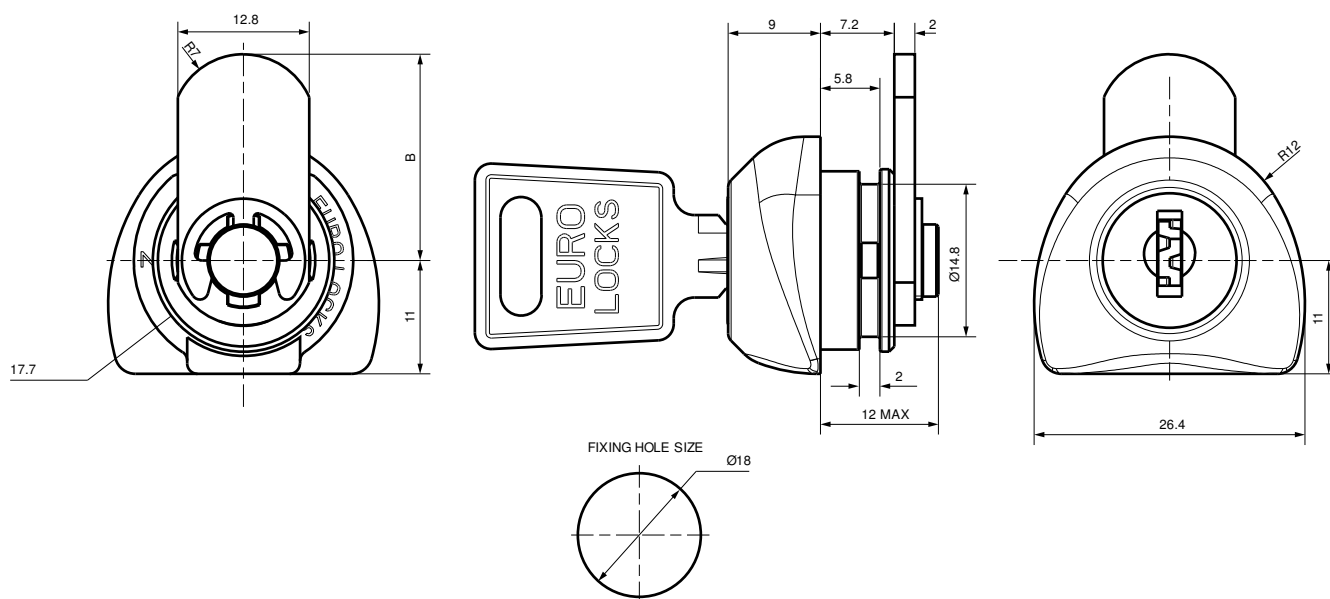
A 7.2mm mini camlock F547 available in Grey plastic (RAL 7040). This camlock is ideal for many applications including **Metal** and **Wooden Office Furniture** and **Cash Management**.

- **Standard movements:** 2
- **Lock Combinations:** 200
- **Standard finish:** Grey Plastic (RAL 7040)
- **Fixing hole shape:** Round
- **Housing fixing:** Horseshoe plastic clip

## Options

| SKU  | Key Series | Combinations | Body Length | Head Width | Head Height | Head Depth | Max Panel Thickness | Housing Fixing | Finish       | Movement |
|------|------------|--------------|-------------|------------|-------------|------------|---------------------|----------------|--------------|----------|
| F547 | FH         | 200          | 7.2         | 0          | 0           | 9          | 4                   | Horseshoe clip | Grey Plastic | 2        |

## Technical Drawing





**8.1mm Mini Camlock C793**
**Product Description**


A 8.1mm Mini Camlock C793 available in Nickel (Chrome on special request) with a Double D hole fixing shape. This camlock has a small rim behind the head, for further information please see the technical drawings below or contact the sales department on +44 (0) 121 505 0400.

- **Standard movements:** 1, 2, 3
- **Lock combinations:** 100
- **Standard finish:** Nickel or Chrome
- **Fixing hole shape:** Double D
- **M Keyed system** supplied to order only

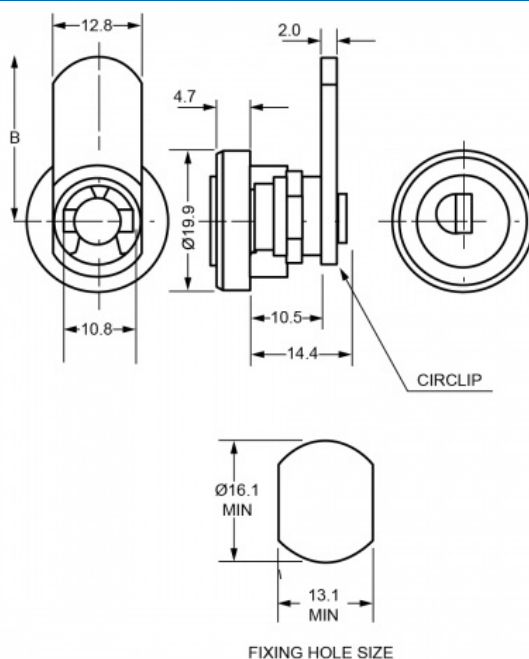
| Key Series          | Lock Combinations | Standard Movements | Key Combinations     | Max Panel Thickness | Milling 'X' | Panel Fixing | Key Head Shape | Lock Finish (electroplated coating)        |
|---------------------|-------------------|--------------------|----------------------|---------------------|-------------|--------------|----------------|--|
| 800<br>Double entry | 100               | 1; 2; 3            | KTP;<br>KTD;<br>KTDS | 3.5mm               | 02          | Nut; clip    | 1; 2; 3; 5     | 7 – standard nickel<br>2 – chrome to order |

M – Master Key System is supplied to order only.

**Options**

| SKU  | Key Series | Combinations | Body Length | Head Width | Head Height | Head Depth | Max Panel Thickness | Finish |
|------|------------|--------------|-------------|------------|-------------|------------|---------------------|--------|
| C793 | 800        | 100          | 8.1         | 22         | 22          | 4.7        | 3.5                 | Nickel |





## 10mm Camlock C046

## Product Description



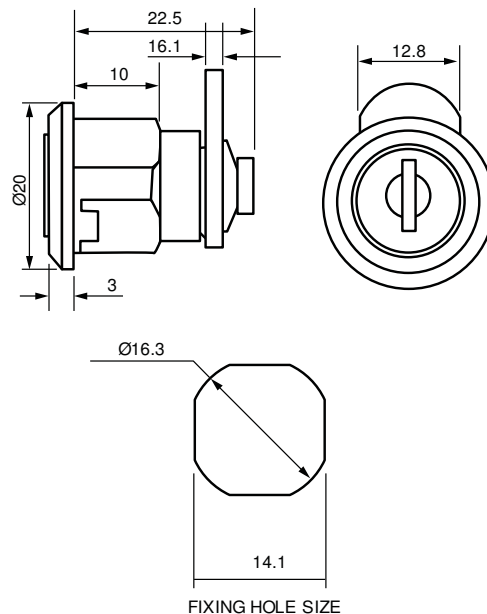
A 10mm Camlock C046 Nickel Plated with a squared head shape. An ideal camlock for many applications including **Cash Management** and **Metal Office Furniture**.

- **Standard movements:** 8
- **Lock Combinations:** 200
- **Standard finish:** Nickel plated
- **Fixing hole shape:** Squared
- **Comprehensive range of Cams available:** See [Cams](#)

## Options

| SKU  | Key Series | Combinations | Body Length | Head Width | Head Height | Head Depth | Max Panel Thickness | Movement | Finish        | Cam Fixing     |
|------|------------|--------------|-------------|------------|-------------|------------|---------------------|----------|---------------|----------------|
| C046 | 800        | 200          | 10          | 20         | 20          | 3          | 7.0                 | 1        | Bright Nickel | Screw + Washer |

## Technical Drawing



**11.1-12.6mm Camlock F378**
**Product Description**

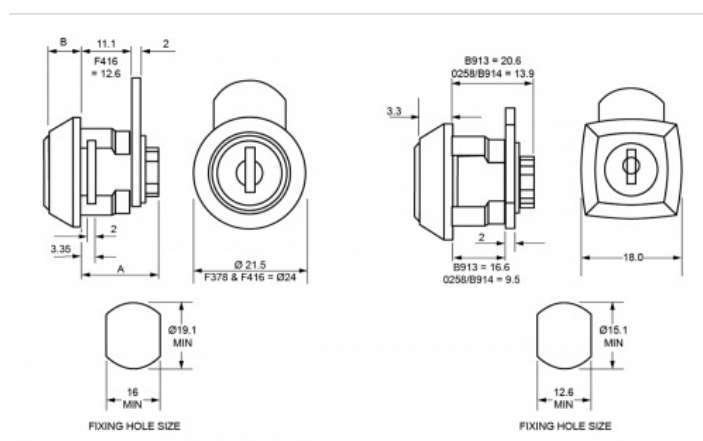

A 11.1-12.6mm Camlock F378 in Bright Chrome or Nickel with a Double D hole fixing shape. An ideal camlock for many applications including **Metal** and **Wooden Office Furniture**.

- **Standard movements:** 1, 2, 3, 4 (F416); 3, 4 (F418, F39, F378, F423, F424)
- **Lock Combinations:** 200-2000
- **Standard finish:** Chrome, nickel
- **Fixing hole shape:** Double D
- **M Keyed system** supplied to order only
- **Lock fixing:** F416 available with nut (5mm) or horseshoe clip (2mm panel)

|      | Dim A | Dim B |
|------|-------|-------|
| F378 | 15.5  | 6.9   |
| F399 | 18.3  | 4.4   |
| F418 | 15.5  | 4.4   |
| F423 | 15.5  | 4.4   |
| F424 | 15.5  | 4.4   |
| F416 | 18.8  | 6.9   |

**Options**

| SKU  | Key Series | Combinations | Body Length | Head Width | Head Height | Head Depth | Max Panel Thickness | Housing Fixing | Finish |
|------|------------|--------------|-------------|------------|-------------|------------|---------------------|----------------|--------|
| F378 | 9000 M     | 500          | 11.1        | 24         | 24          | 6.9        | 2.0                 | Horseshoe clip | Nickel |
| F399 | FH         | 200          | 11.1        | 21.5       | 21.5        | 4.4        | 3.0                 | Horseshoe clip | Nickel |
| F416 | 2000 M     | 2000         | 12.6        | 24         | 24          | 6.9        | 2.0 or 5.0          | (multiple)     | Chrome |
| F418 | FH         | 200          | 11.1        | 21.5       | 21.5        | 4.4        | 3.0                 | Horseshoe clip | Chrome |
| F423 | FH         | 200          | 11.1        | 21.5       | 21.5        | 4.4        | 2.0                 | Horseshoe clip | Nickel |
| F424 | 1FM        | 200          | 11.1        | 21.5       | 21.5        | 4.4        | 2.0                 | Horseshoe clip | Chrome |

**Technical Drawing**


## 11mm Camlock F291

## Product Description



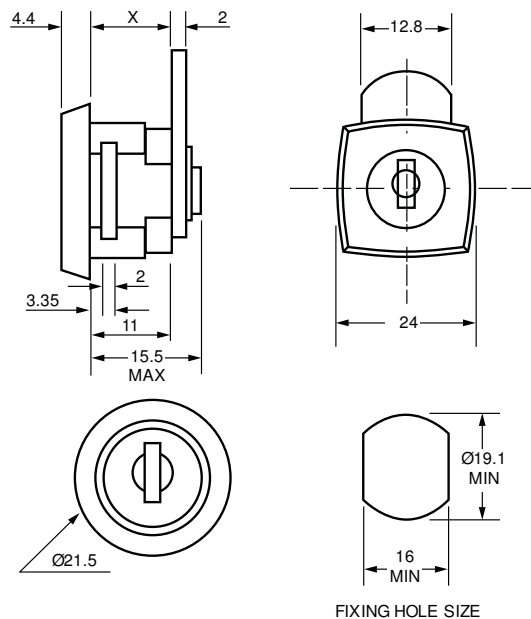
A 11mm Camlock F291 available in Bright Chrome with a Double D hole fixing shape. An ideal camlock for numerous applications including **Lockers** and **Enclosures**.

- **Standard movements:** 3, 4
- **Lock Combinations:** 50-200
- **Standard finish:** Bright chrome
- **Fixing hole shape:** Double D
- **M Keyed system** supplied to order only
- **Dimension 'X' Specification:** See [Cams](#)

## Options

| SKU  | Key Series | Combinations | Body Length | Head Width | Head Height | Head Depth | Max Panel Thickness | Finish        | Head Shape | Cap    | Cam Fixing | Housing Fixing |
|------|------------|--------------|-------------|------------|-------------|------------|---------------------|---------------|------------|--------|------------|----------------|
| F291 | FH         | 200          | 11          | 24         | 24          | 4.4        | 1.2-4.0             | Bright Chrome | Square     | Capped | Circlip    | Horseshoe clip |
| F322 | H          | 50           | 11          | 24         | 24          | 4.4        | 1.2-4.0             | Bright Chrome | Square     | Capped | Circlip    | Horseshoe clip |

## Technical Drawing



## 11.1mm Camlock F216

## Product Description



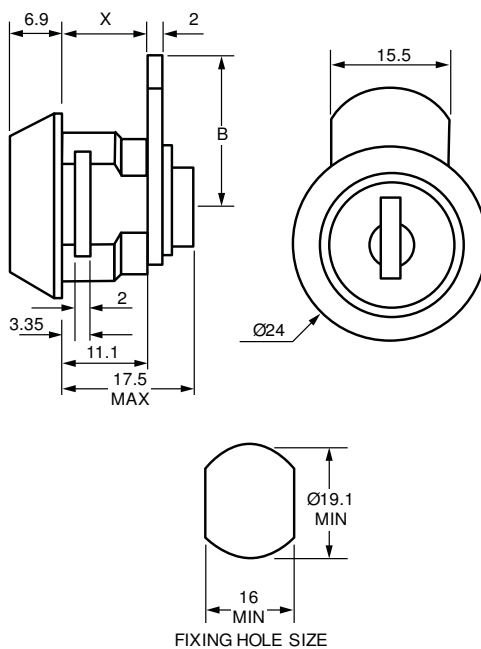
A 11.1mm Camlock F216 in Bright Chrome with a Double D hole fixing shape. This camlock can be supplied with a dust cover making it ideal for applications such as **Cash Management** and **Enclosures**.

- **Standard movements:** 1, 2, 3, 4
- **Lock Combinations:** 500
- **Standard finish:** Bright chrome
- **Fixing hole shape:** Double D
- **M Keyed system** supplied to order only
- **Dimension 'B' & 'X' Specification:** See [Cams](#)

## Options

| SKU  | Key Series | Combinations | Body Length | Head Width | Head Height | Head Depth | Max Panel Thickness | Cap        | Housing Fixing | Cam Fixing | Finish        |
|------|------------|--------------|-------------|------------|-------------|------------|---------------------|------------|----------------|------------|---------------|
| F216 | 9000 M     | 500          | 11.1        | 24         | 24          | 6.9        | 1.2-4.0             | Capped     | Horseshoe clip | Circlip    | Bright Chrome |
| F306 | 9000 M     | 500          | 11.1        | 24         | 24          | 6.9        | 1.2 - 4.0           | Dust Cover | Horseshoe clip | Circlip    | Bright Chrome |
| F311 | 9000 M     | 500          | 11.1        | 24         | 24          | 6.9        | 1.2-4.0             | Dust Cover | Horseshoe clip | Circlip    | Bright Chrome |
| F316 | 9000 M     | 500          | 11.1        | 24         | 24          | 6.9        | 1.2-4.0             | -          | Horseshoe clip | Circlip    | Nickel        |

## Technical Drawing



## 12.6mm Camlock F450

## Product Description



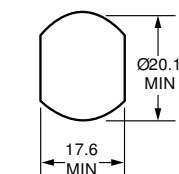
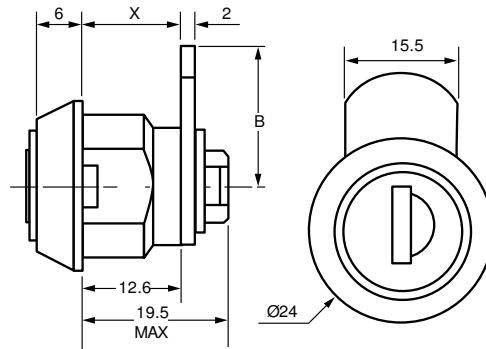
A 12.6mm Camlock F450 available in Bright Chrome. Equipped with a dust cover, the barrel can also be assembled with a round gasket on request.

- **Standard movements:** 1, 2, 3, 4, 8
- **Lock Combinations:** 500
- **Standard finish:** Bright chrome
- **Fixing hole shape:** Double D
- **M Keyed system** supplied to order only
- **Dimension 'B' & 'X' Specification:** See [Cams](#)

## Options

| SKU  | Key Series | Combinations | Body Length | Head Width | Head Height | Head Depth | Max Panel Thickness | Cam Fixing     | Finish        |
|------|------------|--------------|-------------|------------|-------------|------------|---------------------|----------------|---------------|
| F450 | 9000 M     | 500          | 12.6        | 24         | 24          | 6          | 5.0                 | Circlip        | Bright Chrome |
| F466 | 9000 M     | 500          | 12.6        | 24         | 24          | 6          | 5.0                 | Screw + Washer | Bright Chrome |

## Technical Drawing



FIXING HOLE SIZE



## 11.1mm Camlock 3105

## Product Description



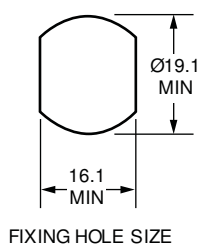
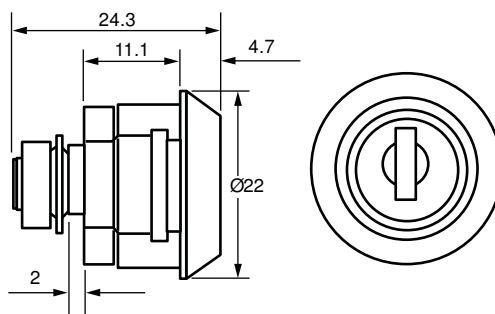
A 11.1mm Camlock 3105 available Nickel Plated with a Double D hole fixing shape. An ideal camlock for many applications including **Cash Management** and **Enclosures**.

- **Standard movements:** 1, 2, 4
- **Lock Combinations:** 500
- **Standard finish:** Nickel plated
- **Fixing hole shape:** Double D
- **M Keyed system** supplied to order only
- **Lock fixing:** Horseshoe clip or nut
- **Comprehensive range of Cams available:** See [Cams](#)

## Options

| SKU  | Key Series | Combinations | Body Length | Head Width | Head Height | Head Depth | Max Panel Thickness | Cap    | Finish        |
|------|------------|--------------|-------------|------------|-------------|------------|---------------------|--------|---------------|
| 3105 | 6600       | 500          | 11.1        | 22         | 22          | 4.7        | 4.0                 | Capped | Nickel Plated |
| 3106 | 6600 M     | 500          | 11.1        | 22         | 22          | 4.7        | 4.0                 | -      | Nickel Plated |

## Technical Drawing



## 11mm Camlock C330

## Product Description



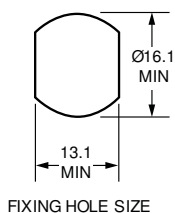
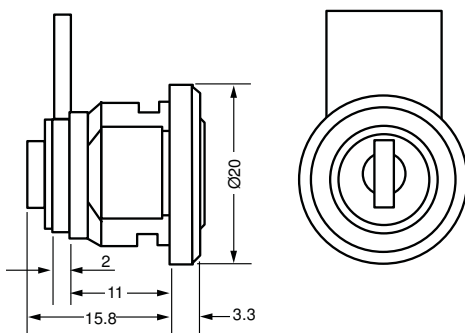
A 11mm Camlock C330 Nickel Plated with a Double D hole fixing shape. An ideal camlock for many applications including Automotive and Enclosures.

- **Standard movements:** 3, 4, 8
- **Lock Combinations:** 200
- **Standard finish:** Nickel plated
- **Fixing hole shape:** Double D
- **Lock fixing:** Nut or horseshoe clip fixing possible

## Options

| SKU  | Key Series | Combinations | Body Length | Head Width | Head Height | Head Depth | Max Panel Thickness | Finish        |
|------|------------|--------------|-------------|------------|-------------|------------|---------------------|---------------|
| C330 | 800        | 200          | 11          | 20         | 20          | 3.3        | 5.0                 | Nickel Plated |

## Technical Drawing



FIXING HOLE SIZE

## 11.9mm Camlock C159

## Product Description



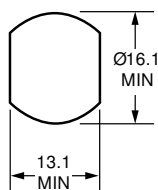
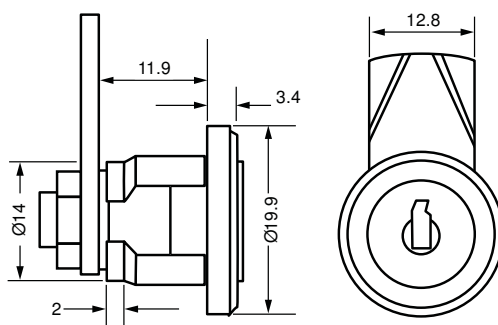
A 11.9mm Camlock C159 Nickel Plated with a Double D hole fixing shape. An ideal camlock for various applications including **Medical Furniture** and **Automotive**.

- **Standard movements:** 2
- **Lock Combinations:** 200
- **Standard finish:** Nickel plated
- **Fixing hole shape:** Double D

## Options

| SKU  | Key Series | Combinations | Body Length | Head Width | Head Height | Head Depth | Max Panel Thickness | Movement | Finish        |
|------|------------|--------------|-------------|------------|-------------|------------|---------------------|----------|---------------|
| C159 | 1D         | 200          | 11.9        | 19.9       | 19.9        | 3.4        | 5.0                 | 2        | Nickel Plated |

## Technical Drawing



FIXING HOLE SIZE

## 11mm Camlock B726

## Product Description



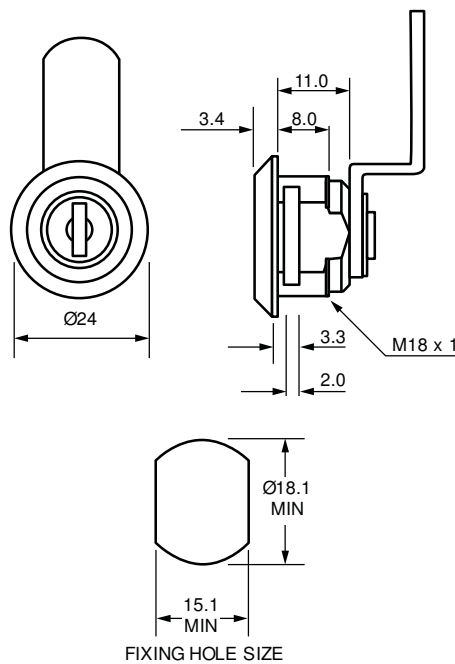
A 11mm Camlock B726 available in Bright Nickel with a Double D hole fixing shape. An ideal camlock for various applications including **Lockers** and **Cash Management**.

- **Standard movements:** 1
- **Lock Combinations:** 200
- **Standard finish:** Bright nickel
- **Fixing hole shape:** Double D
- **M** Keyed system supplied to order only

## Options

| SKU  | Key Series | Combinations | Body Length | Head Width | Head Height | Head Depth | Max Panel Thickness | Movement | Housing Fixing | Finish        |
|------|------------|--------------|-------------|------------|-------------|------------|---------------------|----------|----------------|---------------|
| B726 | 800 M      | 200          | 11          | 24         | 24          | 3.4        |                     | 1        | Horseshoe clip | Bright Nickel |

## Technical Drawing



## 11mm Camlock B734

## Product Description



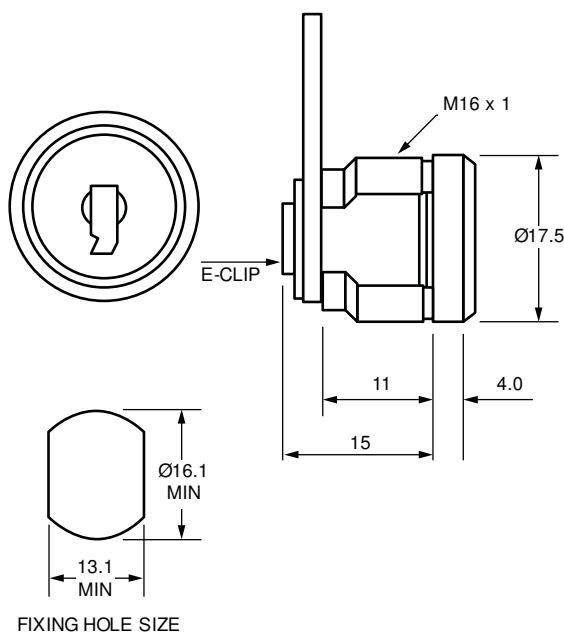
A 11mm Camlock B734 available in Bright Nickel with a Double D hole fixing shape. An ideal camlock for numerous applications including **Cash Management** and **Lockers**.

- **Standard movements:** 1
- **Lock Combinations:** 200
- **Standard finish:** Bright nickel
- **Fixing hole shape:** Double D

## Options

| SKU  | Key Series | Combinations | Body Length | Head Width | Head Height | Head Depth | Max Panel Thickness | Housing Fixing | Finish        | Movement |
|------|------------|--------------|-------------|------------|-------------|------------|---------------------|----------------|---------------|----------|
| B734 | 2D         | 200          | 11          | 17.5       | 17.5        | 4          |                     | Nut fixing     | Bright Nickel | 1        |

## Technical Drawing



## 11mm Camlock B735

## Product Description



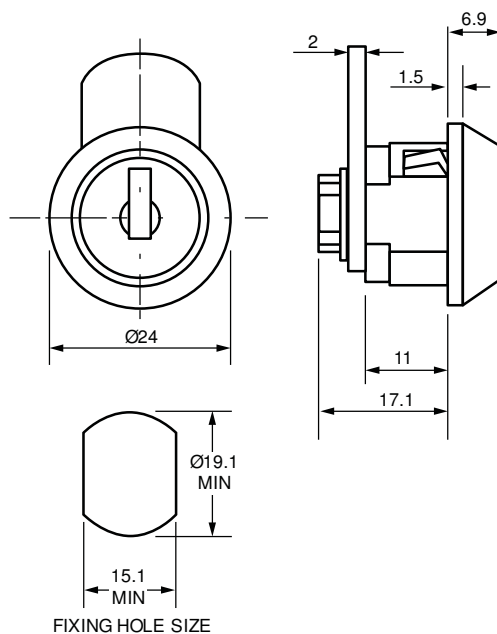
A 11mm Camlock B735 available in Bright Nickel with a black plastic housing. An ideal camlock for many applications including **Cash Management** and **Enclosures**.

- **Standard movements:** 1
- **Lock Combinations:** 200
- **Standard finish:** Bright nickel
- **Fixing hole shape:** Double D
- **M** Keyed system supplied to order only

## Options

| SKU  | Key Series | Combinations | Body Length | Head Width | Head Height | Head Depth | Max Panel Thickness | Housing Fixing | Cam Fixing | Movement |
|------|------------|--------------|-------------|------------|-------------|------------|---------------------|----------------|------------|----------|
| B735 | 92 M       | 200          | 11          | 24         | 24          | 6.9        | 1.0-1.2             | Snap In Fix    | Circlip    | 1        |
| B764 | 92 M       | 200          | 11          | 24         | 24          | 6.9        | 0.8-1.0             | Snap In Fix    | Circlip    | 1        |
| B906 | 92 M       | 200          | 11          | 24         | 24          | 6.9        | 1.35-1.55           | Snap In Fix    | Circlip    | 1        |

## Technical Drawing



## 11-16mm Camlock B713

## Product Description



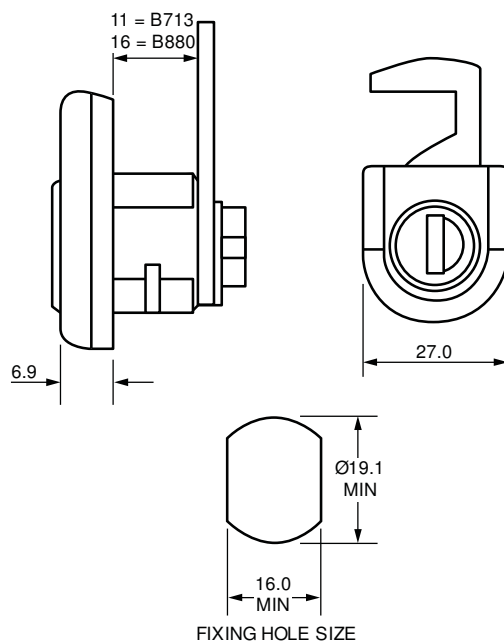
A 11-16mm Camlock B713 available in Bright Chrome with a 'D' shaped head. An ideal camlock for many applications including **Cash Management** and **Postal**.


- **Standard movements:** B713 – 5,6; B880 – 8
- **Lock Combinations:** 75-200
- **Standard finish:** Bright chrome
- **Fixing hole shape:** Double D

## Options

| SKU  | Key Series | Combinations | Body Length | Head Width | Head Height | Head Depth | Max Panel Thickness | Housing Fixing | Finish        |
|------|------------|--------------|-------------|------------|-------------|------------|---------------------|----------------|---------------|
| B713 | 89         | 200          | 11          | 27         | 27          | 6.9        | 7.0                 | Horseshoe clip | Bright Chrome |
| B880 | 89         | 75           | 16          | 27         | 27          | 6.9        | 9.0                 | Nut fixing     | Bright Chrome |

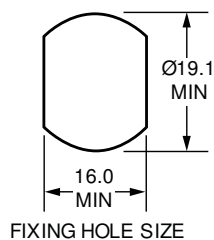
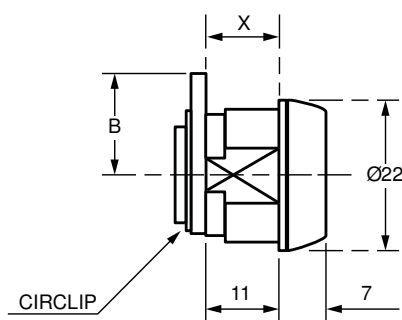
## Technical Drawing



| 11mm Camlock 1362   | Product Description   |
|---|---|
|  | A 13mm Camlock 1362 available in Bright Chrome with a Double D hole fixing shape. An ideal camlock for many applications including <b>Lockers</b> and <b>Metal Office Furniture</b> . |
|   | <ul style="list-style-type: none"> <li>● <b>Standard movements:</b> 1, 2, 3, 4, 5, 6, 7, (Across flats not possible with movements 5, 6)</li> </ul>                                   |
|   | <ul style="list-style-type: none"> <li>● <b>Lock Combinations:</b> 200-2000</li> </ul>  |
|   | <ul style="list-style-type: none"> <li>● <b>Standard finish:</b> Bright chrome</li> </ul>   |
|   | <ul style="list-style-type: none"> <li>● <b>Fixing hole shape:</b> Double D</li> </ul>  |
|   | <ul style="list-style-type: none"> <li>● <b>M Keyed system</b> supplied to order only</li> <li>● <b>Dimension 'B' &amp; 'X' Specification:</b> See <a href="#">Cams</a></li> </ul>    |

| Options |            |              |             |            |             |            |                     |            |                |               |  |
|---------|------------|--------------|-------------|------------|-------------|------------|---------------------|------------|----------------|---------------|--|
| SKU     | Key Series | Combinations | Body Length | Head Width | Head Height | Head Depth | Max Panel Thickness | Cam Fixing | Housing Fixing | Finish        |  |
| 1328    | 92 M       | 200          | 11          | 22         | 22          | 7          | 4.0                 | Riveted    | Nut fixing     | Bright Chrome |  |
| 1329    | 92 M       | 200          | 11          | 22         | 22          | 7          | 7.0 & 3.2           | Riveted    | Horseshoe clip | Bright Chrome |  |
| 1361    | 92 M       | 200          | 11          | 22         | 22          | 7          | 4.0                 | Circlip    | Nut fixing     | Bright Chrome |  |
| 1362    | 92 M       | 200          | 11          | 22         | 22          | 7          | 7.0 & 3.2           | Circlip    | Horseshoe clip | Bright Chrome |  |
| 1461    | 95-97 M    | 2000         | 11          | 22         | 22          | 7          | 4.0                 | Circlip    | Nut fixing     | Bright Chrome |  |
| 1462    | 95-97 M    | 2000         | 11          | 22         | 22          | 7          | 7.0 & 3.2           | Circlip    | Horseshoe clip | Bright Chrome |  |
| 4661    | 89         | 200          | 11          | 22         | 22          | 7          | 4.0                 | Circlip    | Nut fixing     | Bright Chrome |  |
| 4662    | 89         | 200          | 11          | 22         | 22          | 7          | 7.0 & 3.2           | Circlip    | Horseshoe clip | Bright Chrome |  |
| 4761    | 93EM       | 500          | 11          | 22         | 22          | 7          | 4.0                 | Circlip    | Nut fixing     | Bright Chrome |  |
| 4762    | 93EM       | 500          | 11          | 22         | 22          | 7          | 7.0 & 3.2           | Circlip    | Horseshoe clip | Bright Chrome |  |

## Technical Drawing





## 11mm Camlock 1363

## Product Description



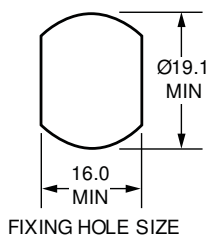
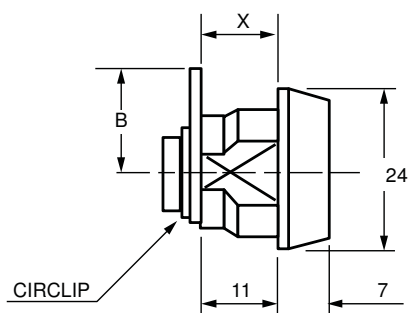
A 13mm Camlock 1363 available in Bright Chrome with a Double D hole fixing shape. An ideal camlock for many applications including **Metal** and **Wooden Office Furniture** and **Automotive**.

- **Standard movements:** 1, 2, 3, 4, 5, 6, 7, (Across flats not possible with movements 5, 6)
- **Lock Combinations:** 200-2000
- **Standard finish:** Bright chrome
- **Fixing hole shape:** Double D
- **M Keyed system** supplied to order only
- **Dimension 'B' & 'X' Specification:** See [Cams](#)

## Options

| SKU  | Key Series | Combinations | Body Length | Head Width | Head Height | Head Depth | Max Panel Thickness | Cam Fixing | Housing Fixing | Finish        |
|------|------------|--------------|-------------|------------|-------------|------------|---------------------|------------|----------------|---------------|
| 1330 | 92 M       | 200          | 11          | 24         | 24          | 7          | 4.0                 | Riveted    | Nut fixing     | Bright Chrome |
| 1331 | 92 M       | 200          | 11          | 24         | 24          | 7          | 7.0 & 3.2           | Riveted    | Horseshoe clip | Bright Chrome |
| 1363 | 92 M       | 200          | 11          | 24         | 24          | 7          | 4.0                 | Circlip    | Nut fixing     | Bright Chrome |
| 1364 | 92 M       | 200          | 11          | 24         | 24          | 7          | 7.0 & 3.2           | Circlip    | Horseshoe clip | Bright Chrome |
| 1463 | 95-97 M    | 2000         | 11          | 24         | 24          | 7          | 4.0                 | Circlip    | Nut fixing     | Bright Chrome |
| 1464 | 95-97 M    | 2000         | 11          | 24         | 24          | 7          | 7.0 & 3.2           | Circlip    | Horseshoe clip | Bright Chrome |
| 4264 | 25-27 M    | 2000         | 11          | 24         | 24          | 7          | 7.0 & 3.2           | Circlip    | Horseshoe clip | Bright Chrome |
| 4663 | 89         | 200          | 11          | 24         | 24          | 7          | 4.0                 | Circlip    | Nut fixing     | Bright Chrome |
| 4664 | 89         | 200          | 11          | 24         | 24          | 7          | 7.0 & 3.2           | Circlip    | Horseshoe clip | Bright Chrome |
| 4763 | 93EM       | 500          | 11          | 24         | 24          | 7          | 4.0                 | Circlip    | Nut fixing     | Bright Chrome |
| 4764 | 93EM       | 500          | 11          | 24         | 24          | 7          | 7.0 & 3.2           | Circlip    | Horseshoe clip | Bright Chrome |

## Technical Drawing



## 11mm Camlock 0361

## Product Description



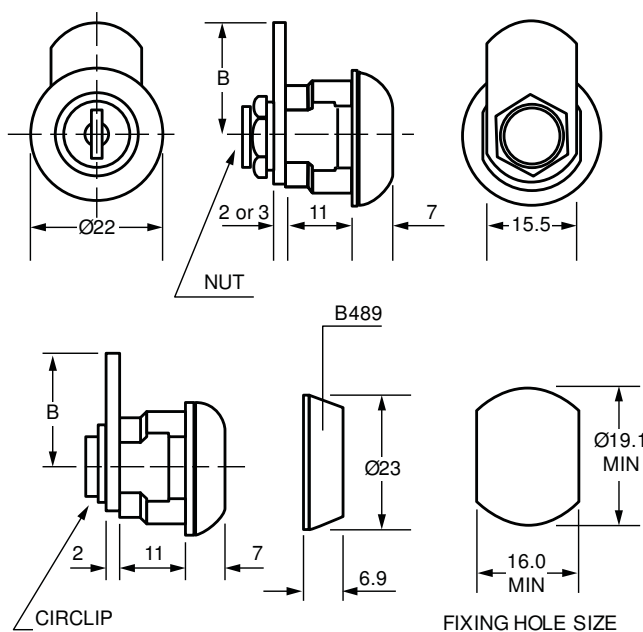
A 11mm Camlock 0361 available in Bright Chrome with a Double D hole fixing shape. Camlocks 4669 and 4673 can be shuttered and greased for greater protection when used outdoors. This makes it ideal for applications such as **Automotive, Enclosures and Postal**.

- **Standard movements:** 1, 2, 3, 4, 5, 6, (Across rounds fixing not possible with movements 5, 6)
- **Lock Combinations:** 200-2000
- **Standard finish:** Bright chrome
- **Fixing hole shape:** Double D
- **M Keyed system** supplied to order only
- **Cam fixing:** B489, 4669 circlip
- **Dimension 'B' Specification:** See [Cams](#)

## Options

| SKU  | Key Series | Combinations | Body Length | Head Width | Head Height | Head Depth | Max Panel Thickness | Finish        | Housing Fixing | Version   | Cam Fixing |
|------|------------|--------------|-------------|------------|-------------|------------|---------------------|---------------|----------------|-----------|------------|
| 0361 | 92 M       | 200          | 11          | 22         | 22          | 7          | 4.0                 | Bright Chrome | Nut fixing     | Standard  | Nut        |
| 0362 | 92 M       | 200          | 11          | 22         | 22          | 7          | 7.0 & 3.2           | Bright Chrome | Horseshoe clip | Standard  | Nut        |
| 0609 | 89         | 200          | 11          | 22         | 22          | 7          | 4.0                 | Bright Chrome | Nut fixing     | Standard  | Nut        |
| 0610 | 89         | 200          | 11          | 22         | 22          | 7          | 7.0 & 3.2           | Bright Chrome | Horseshoe clip | Standard  | Nut        |
| 0611 | 89         | 200          | 11          | 22         | 22          | 7          | 4.0                 | Bright Chrome | Nut fixing     | Standard  | Nut        |
| 0612 | 89         | 200          | 11          | 22         | 22          | 7          | 7.0 & 3.2           | Bright Chrome | Horseshoe clip | Standard  | Nut        |
| 4669 | 89         | 200          | 11          | 22         | 22          | 7          | 4.0                 | Bright Chrome | Nut fixing     | Shuttered | Circlip    |
| 4673 | 89         | 200          | 11          | 22         | 22          | 7          | 7.0 & 3.2           | Bright Chrome | Horseshoe clip | Shuttered | Circlip    |
| B489 | 25-27 M    | 2000         | 11          | 22         | 22          | 7          | 4.0                 | Bright Chrome | Nut fixing     | Standard  | Circlip    |

## Technical Drawing



## 11mm Camlock 0364

## Product Description



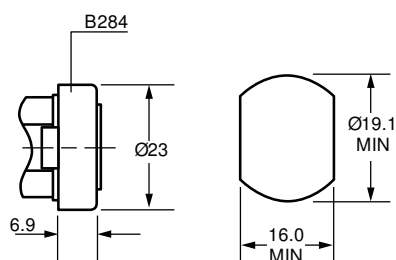
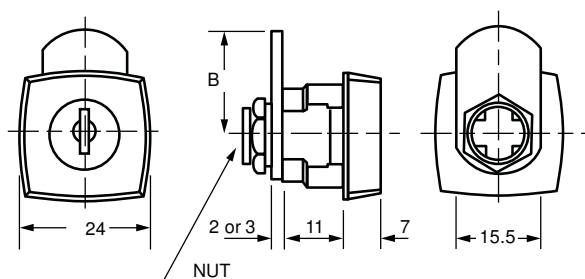
A 11mm Camlock 0364 available in Bright Chrome with a Double D hole fixing shape. Camlocks 0613 and 0614 can be shuttered and greased for greater protection when used outdoors. This makes it ideal for applications such as **Automotive, Enclosures** and **Postal**.

- **Standard movements:** 1, 2, 3, 4, 5, 6, (Across rounds fixing not possible with movements 5, 6)
- **Lock Combinations:** 200
- **Standard finish:** Bright chrome
- **Fixing hole shape:** Double D
- **M Keyed system** supplied to order only
- **Dimension 'B' Specification:** See [Cams](#)

## Options

| SKU  | Key Series | Combinations | Body Length | Head Width | Head Height | Head Depth | Max Panel Thickness | Version   | Housing Fixing | Head Shape | Finish        |
|------|------------|--------------|-------------|------------|-------------|------------|---------------------|-----------|----------------|------------|---------------|
| 0363 | 92 M       | 200          | 11          | 24         | 24          | 7          | 4.0                 | Standard  | Nut fixing     | Square     | Bright Chrome |
| 0364 | 92 M       | 200          | 11          | 24         | 24          | 7          | 7.0 & 3.2           | Standard  | Horseshoe clip | Square     | Bright Chrome |
| 0613 | 89         | 200          | 11          | 24         | 24          | 7          | 4.0                 | Shuttered | Nut fixing     | Square     | Bright Chrome |
| 0614 | 89         | 200          | 11          | 24         | 24          | 7          | 7.0 & 3.2           | Shuttered | Horseshoe clip | Square     | Bright Chrome |
| 0615 | 89         | 200          | 11          | 24         | 24          | 7          | 4.0                 | Standard  | Nut fixing     | Square     | Bright Chrome |
| 0616 | 89         | 200          | 11          | 24         | 24          | 7          | 7.0 & 3.2           | Standard  | Horseshoe clip | Square     | Bright Chrome |
| B284 | 89         | 200          | 11          | 23         | 23          | 6.9        | 4.0                 | Standard  | Nut fixing     | Conical    | Bright Chrome |

## Technical Drawing



FIXING HOLE SIZE

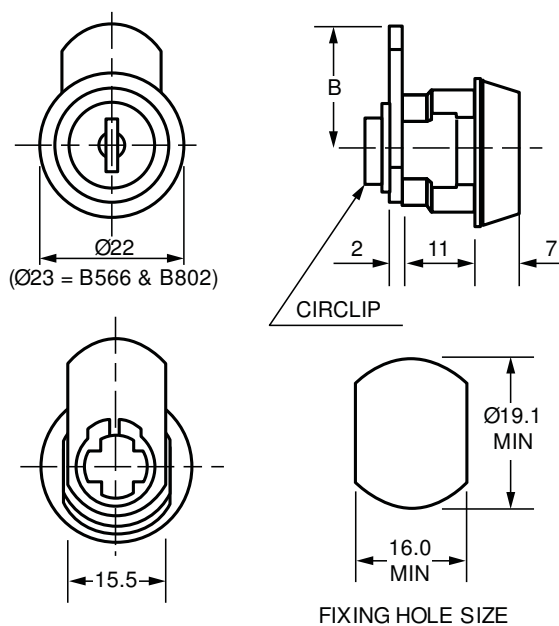
**11mm Camlock 4698**
**Product Description**


A 11mm Camlock 4698 available in Bright Chrome with a Double D hole fixing shape. Shuttered barrel can be passivated and greased if required to provide greater protection when lock is used on outside applications such as **Heavy Duty Vehicles** and **Automotive**.

- **Standard movements:** 1, 2, 3, 4 (B566 8 only, B802 3 & 4 only)
- **Lock Combinations:** 200-2000
- **Standard finish:** Bright chrome
- **Fixing hole shape:** Double D
- **M Keyed system** supplied to order only
- **Dimension 'B' Specification:** See [Cams](#)

**Options**

| SKU  | Key Series | Combinations | Body Length | Head Width | Head Height | Head Depth | Max Panel Thickness | Version   | Housing Fixing | Finish        |
|------|------------|--------------|-------------|------------|-------------|------------|---------------------|-----------|----------------|---------------|
| 1398 | 92 M       | 200          | 11          | 22         | 22          | 7          | 7.0 & 3.2           | Standard  | Horseshoe clip | Bright Chrome |
| 4698 | 89         | 200          | 11          | 22         | 22          | 7          | 7.0 & 3.2           | Standard  | Horseshoe clip | Bright Chrome |
| 4699 | 89         | 200          | 11          | 22         | 22          | 7          | 7.0 & 3.2           | Shuttered | Horseshoe clip | Bright Chrome |
| B566 | 25-27 M    | 2000         | 11          | 23         | 23          | 7          | 7.0 & 3.2           | Standard  | Horseshoe clip | Bright Chrome |
| B802 | 25-27 M    | 2000         | 11          | 23         | 23          | 7          | 7.0 & 3.2           | Standard  | Horseshoe clip | Bright Chrome |

**Technical Drawing**


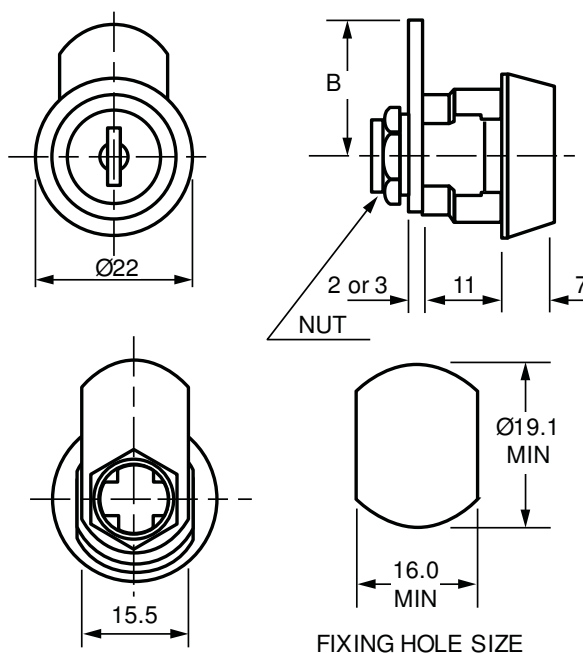
**11mm Camlock 0398**
**Product Description**


A 11mm Camlock 0398 available in Bright Chrome with a Double D hole fixing shape. Some of these camlocks can be shuttered and greased for greater protection when used outdoors. This makes it ideal for applications such as **Automotive, Enclosures and Postal**.

- **Standard movements:** 1, 2, 3, 4
- **Lock Combinations:** 200
- **Standard finish:** Bright chrome
- **Fixing hole shape:** Double D
- **M Keyed system** supplied to order only
- **Dimension 'B' Specification:** See [Cams](#)

**Options**

| SKU  | Key Series | Combinations | Body Length | Head Width | Head Height | Head Depth | Max Panel Thickness | Version   | Housing Fixing | Finish        |
|------|------------|--------------|-------------|------------|-------------|------------|---------------------|-----------|----------------|---------------|
| 0398 | 92 M       | 200          | 11          | 22         | 22          | 7          | 7.0 & 3.2           | Standard  | Horseshoe clip | Bright Chrome |
| 0618 | 89         | 200          | 11          | 22         | 22          | 7          | 7.0 & 3.2           | Shuttered | Horseshoe clip | Bright Chrome |
| 0620 | 89         | 200          | 11          | 22         | 22          | 7          | 7.0 & 3.2           | Standard  | Horseshoe clip | Bright Chrome |

**Technical Drawing**


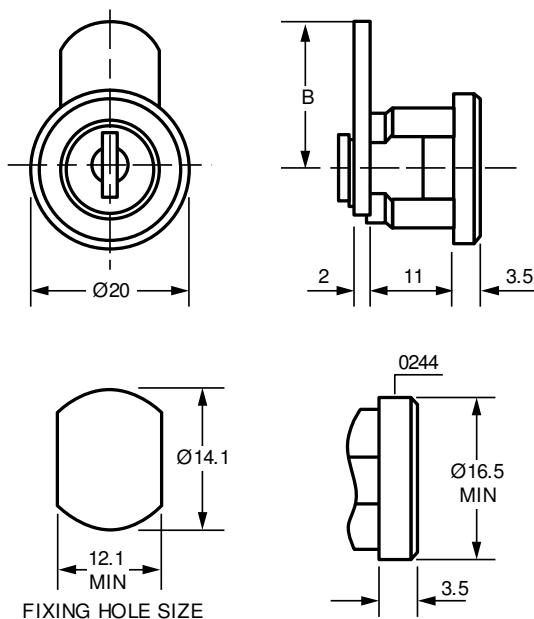
**11mm Camlock 0236**
**Product Description**


A 11mm Camlock 0236 available in Bright Chrome with a Double D hole fixing shape. An ideal camlock for numerous applications including **Postal** and **Wooden Office Furniture**.

- **Standard movements:** 1, 2, 3, 4 (0244 1 only)
- **Lock Combinations:** 200
- **Standard finish:** Bright chrome
- **Fixing hole shape:** Double D
- **M Keyed system** supplied to order only
- **C389:** cam retained by nut and washer instead of clip
- **Dimension 'B' Specification:** See [Cams](#)

**Options**

| SKU  | Key Series | Combinations | Body Length | Head Width | Head Height | Head Depth | Max Panel Thickness | Housing Fixing | Finish        | Movement   |
|------|------------|--------------|-------------|------------|-------------|------------|---------------------|----------------|---------------|------------|
| 0223 | 800 M      | 200          | 11          | 20         | 20          | 3.5        | 7.4 & 5.6           | Horseshoe clip | Bright Chrome | (multiple) |
| 0236 | 800 M      | 200          | 11          | 16.5       | 16.5        | 3.5        | 5.5                 | Nut fixing     | Bright Chrome | (multiple) |
| 0244 | 800 M      | 200          | 11          | 20         | 20          | 3.5        | 5.5                 | Nut fixing     | Bright Chrome | 1          |
| C389 | 800 M      | 200          | 11          | 20         | 20          | 3.5        | 5.5                 | Nut fixing     | Bright Chrome | (multiple) |

**Technical Drawing**


## 12mm Camlock F20

## Product Description



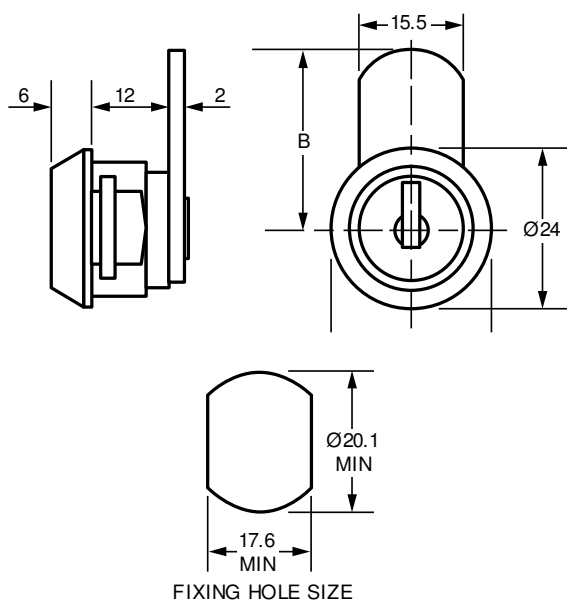
A 12mm Camlock F20 in Bright Chrome with a Double D hole fixing shape. An ideal camlock for various applications including Automotive and Postal.

- **Standard movements:** 1, 2, 3, 4
- **Lock Combinations:** Refer to sales department
- **Standard finish:** Bright chrome
- **Fixing hole shape:** Double D
- **Comprehensive range of Cams available:** See [Cams](#)

## Options

| SKU | Key Series | Combinations       | Body Length | Head Width | Head Height | Head Depth | Max Panel Thickness | Finish        |
|-----|------------|--------------------|-------------|------------|-------------|------------|---------------------|---------------|
| F20 | A.C.E      | Contact sales dep. | 12          | 24         | 24          | 6          | 5.0                 | Bright Chrome |

## Technical Drawing



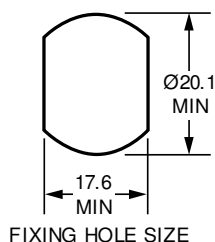
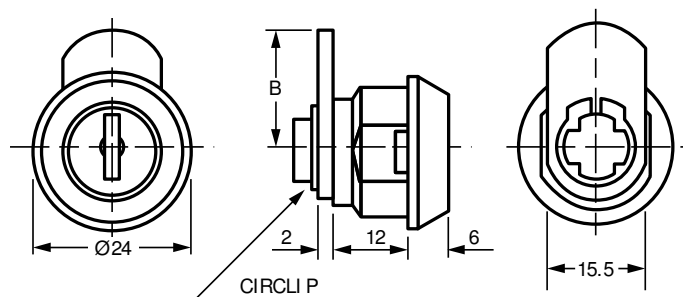
**12mm Camlock 1407**
**Product Description**


A 12mm Camlock 1407 available in Bright Chrome with a Double D hole fixing shape. An ideal camlock for numerous applications including **Cash Management** and **Heavy Duty Vehicles**.

- **Standard movements:** 1, 2, 3, 4, 8, 9, (Across flats fixing not possible with movements 8, 9)
- **Lock Combinations:** 200-2000
- **Standard finish:** Bright chrome
- **Fixing hole shape:** Double D
- **M Keyed system** supplied to order only
- **Dimension 'B' Specification:** See [Cams](#)

**Options**

| SKU  | Key Series | Combinations | Body Length | Head Width | Head Height | Head Depth | Max Panel Thickness | Finish        | Housing Fixing |
|------|------------|--------------|-------------|------------|-------------|------------|---------------------|---------------|----------------|
| 1307 | 92 M       | 200          | 12          | 24         | 24          | 6          | 5.0                 | Bright Chrome | Nut fixing     |
| 1308 | 92 M       | 200          | 12          | 24         | 24          | 6          | 7.0 & 4.0           | Bright Chrome | Horseshoe clip |
| 1407 | 95-97 M    | 2000         | 12          | 24         | 24          | 6          | 5.0                 | Bright Chrome | Nut fixing     |
| 1408 | 95-97 M    | 2000         | 12          | 24         | 24          | 6          | 7.0 & 4.0           | Bright Chrome | Horseshoe clip |
| 4707 | 93EM       | 500          | 12          | 24         | 24          | 6          | 5.0                 | Bright Chrome | Nut fixing     |
| 4708 | 93EM       | 500          | 12          | 24         | 24          | 6          | 7.0 & 4.0           | Bright Chrome | Horseshoe clip |

**Technical Drawing**




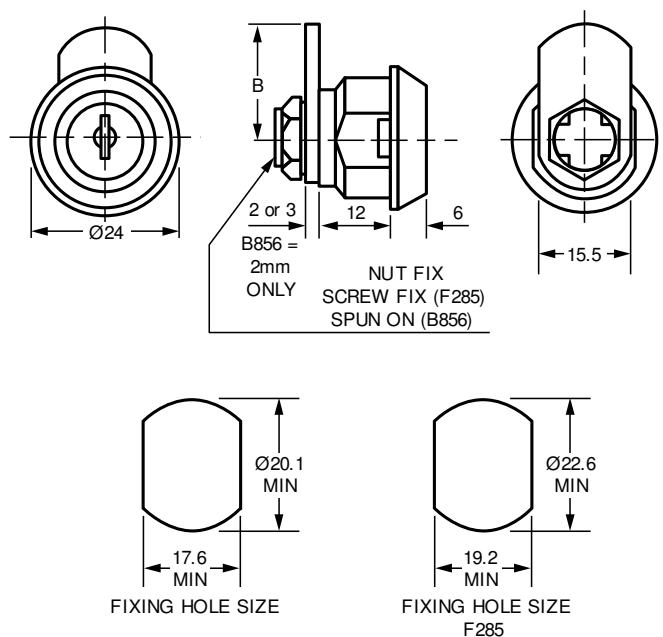
**12mm Camlock 0604**
**Product Description**


A 12mm Camlock 0604 available in Bright Chrome or Nickel Plated with a Double D hole fixing shape. An ideal camlock for various applications including **Cash Management** and **Heavy Duty Vehicles**.

- **Standard movements:** 1, 2, 3, 4, 8, 9, (Across flats fixing not possible with movements 8, 9)
- **Lock Combinations:** 200-500
- **Standard finish:** Bright chrome, nickel plated
- **Fixing hole shape:** Double D (size variations refer to technical drawing)
- **M Keyed system** supplied to order only
- **Dimension 'B' Specification:** See [Cams](#)

**Options**

| SKU  | Key Series | Combinations       | Body Length | Head Width | Head Height | Head Depth | Max Panel Thickness | Version   | Housing Fixing | Finish        | Cam Fixing |
|------|------------|--------------------|-------------|------------|-------------|------------|---------------------|-----------|----------------|---------------|------------|
| 0307 | 92 M       | 200                | 12          | 24         | 24          | 6          | 5.0                 | Standard  | Nut fixing     | Bright Chrome | Nut        |
| 0308 | 92 M       | 200                | 12          | 24         | 24          | 6          | 3.2 - 7.0           | Standard  | Horseshoe clip | Bright Chrome | Nut        |
| 0603 | 89         | 200                | 12          | 24         | 24          | 6          | 5.0                 | Standard  | Nut fixing     | Bright Chrome | Nut        |
| 0604 | 89         | 200                | 12          | 24         | 24          | 6          | 3.2 - 7.0           | Standard  | Horseshoe clip | Bright Chrome | Nut        |
| 0703 | 93EM       | 500                | 12          | 24         | 24          | 6          | 5.0                 | Standard  | Nut fixing     | Bright Chrome | Nut        |
| 0704 | 93EM       | 500                | 12          | 24         | 24          | 6          | 3.2 - 7.0           | Standard  | Horseshoe clip | Bright Chrome | Nut        |
| B856 | 800 M      | 200                | 12          | 24         | 24          | 6          | 1.6 - 5.5           | Standard  | Horseshoe clip | Nickel Plated | Spun On    |
| F122 | 9000 M     | 500                | 12          | 24         | 24          | 6          | 5.0                 | Shuttered | Nut fixing     | Bright Chrome | Nut        |
| F285 | E          | Contact sales dep. | 12          | 24         | 24          | 6          | 3.2                 | Standard  | Horseshoe clip | Nickel Plated | Screw      |

**Technical Drawing**


## 13mm Camlock 1310

## Product Description



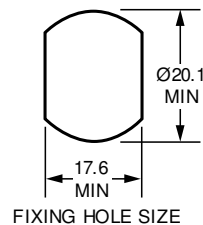
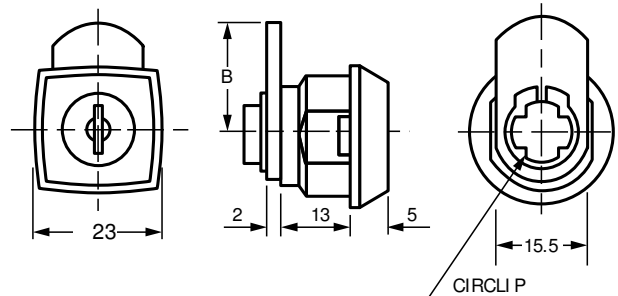
A 13mm Camlock 1310 available in Bright Chrome with a Double D hole fixing shape. An ideal camlock for numerous applications including **Medical Furniture** and **Wooden Office Furniture**.

- **Standard movements:** 1, 2, 3, 4, 8, 9
- **Lock Combinations:** 200-2000
- **Standard finish:** Bright chrome
- **Fixing hole shape:** Double D
- **M Keyed system** supplied to order only
- **Dimension 'B' Specification:** See [Cams](#)

## Options

| SKU  | Key Series | Combinations | Body Length | Head Width | Head Height | Head Depth | Max Panel Thickness | Finish        | Housing Fixing |
|------|------------|--------------|-------------|------------|-------------|------------|---------------------|---------------|----------------|
| 1309 | 92 M       |              | 13          | 23         | 23          | 5          | 5.0                 | Bright Chrome | Nut fixing     |
| 1310 | 92 M       |              | 13          | 23         | 23          | 5          | 7.0 & 4.0           | Bright Chrome | Horseshoe clip |
| 1409 | 95-97 M    |              | 13          | 23         | 23          | 5          | 5.0                 | Bright Chrome | Nut fixing     |
| 1410 | 95-97 M    |              | 13          | 23         | 23          | 5          | 7.0 & 4.0           | Bright Chrome | Horseshoe clip |
| 4709 | 93EM       |              | 13          | 23         | 23          | 5          | 5.0                 | Bright Chrome | Nut fixing     |
| 4710 | 93EM       |              | 13          | 23         | 23          | 5          | 7.0 & 4.0           | Bright Chrome | Horseshoe clip |

## Technical Drawing



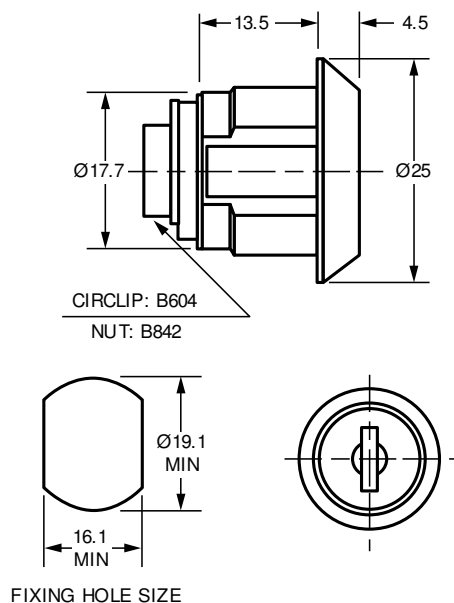
**13.5mm Camlock B604**
**Product Description**


A 13.5mm Camlock B604 available in Bright Chrome with a Double D hole fixing shape. An ideal camlock for numerous applications including **Medical, Metal** and **Wooden Office Furniture**.

- **Standard movements:** 1, 3, 4, 8
- **Lock Combinations:** 2000
- **Standard finish:** Bright chrome
- **Fixing hole shape:** Double D
- **M** Keyed system supplied to order only
- **Comprehensive range of Cams available:** See [Cams](#)

**Options**

| SKU  | Key Series | Combinations | Body Length | Head Width | Head Height | Head Depth | Max Panel Thickness | Cam Fixing | Finish        | Version   |
|------|------------|--------------|-------------|------------|-------------|------------|---------------------|------------|---------------|-----------|
| B604 | 25-27 M    | 2000         | 13.5        | 25         | 25          | 4.5        | 6.0                 | Circlip    | Bright Chrome | -         |
| B842 | 25-27 M    | 2000         | 13.5        | 25         | 25          | 4.5        | 6.0                 | Nut        | Bright Chrome | -         |
| C270 | KM         | 2000         | 13.5        | 25         | 25          | 4.5        | 6.0                 | Nut        | Bright Chrome | Shuttered |
| C271 | KM         | 2000         | 13.5        | 25         | 25          | 4.5        | 6.0                 | Nut        | Bright Chrome | -         |

**Technical Drawing**


## 13.1-13.2mm Camlock F45

## Product Description



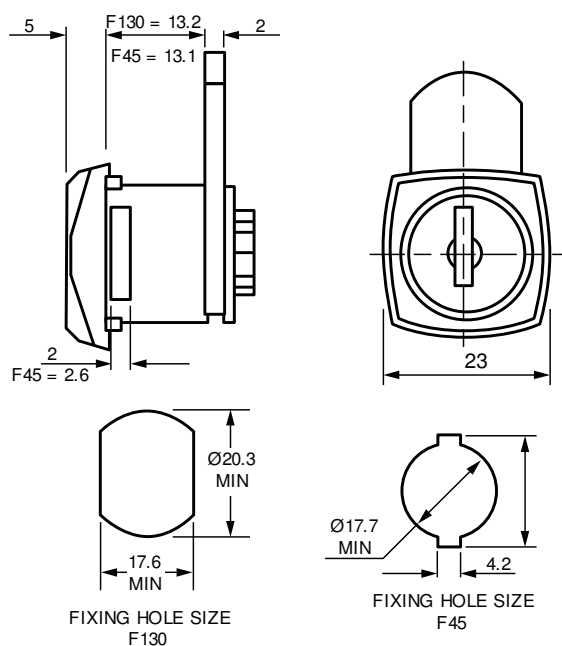
A 13.1-13.2mm Camlock F45 available in Bright Chrome. An ideal camlock for numerous applications including **Lockers** and **Enclosures**.

- **Standard movements:** 3
- **Lock Combinations:** 500
- **Standard finish:** Bright chrome
- **Fixing hole shape:** F130 Double D; F45 round with notches
- **M** Keyed system supplied to order only

## Options

| SKU  | Key Series | Combinations | Body Length | Head Width | Head Height | Head Depth | Max Panel Thickness | Housing Fixing | Finish        | Movement |
|------|------------|--------------|-------------|------------|-------------|------------|---------------------|----------------|---------------|----------|
| F130 | 9000 M     | 500          | 13.2        | 23         | 23          | 5          | 5.5                 | Nut fixing     | Bright Chrome | 3        |
| F45  | 9000 M     | 500          | 13.1        | 23         | 23          | 5          | 5.5                 | Horseshoe clip | Bright Chrome | 3        |

## Technical Drawing



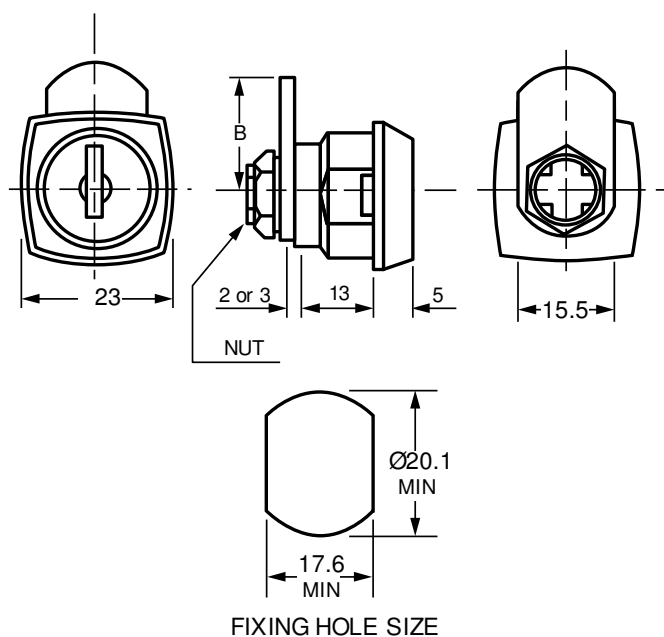
**13mm Camlock 0309**
**Product Description**


A 13mm Camlock 0309 available in Bright Chrome with a Double D hole fixing shape. An ideal camlock for many applications including **Cash Management** and **Enclosures**.

- **Standard movements:** 1, 2, 3, 4
- **Lock Combinations:** 200-500
- **Standard finish:** Bright chrome
- **Fixing hole shape:** Double D
- **M Keyed system** supplied to order only
- **Dimension 'B' Specification:** See [Cams](#)

**Options**

| SKU  | Key Series | Combinations | Body Length | Head Width | Head Height | Head Depth | Max Panel Thickness | Housing Fixing | Finish        |
|------|------------|--------------|-------------|------------|-------------|------------|---------------------|----------------|---------------|
| 0309 | 92 M       | 200          | 13          | 23         | 23          | 5          | 5.0                 | Nut fixing     | Bright Chrome |
| 0310 | 92 M       | 200          | 13          | 23         | 23          | 5          | 7.0 & 4.0           | Horseshoe clip | Bright Chrome |
| 0607 | 89         | 200          | 13          | 23         | 23          | 5          | 5.0                 | Nut fixing     | Bright Chrome |
| 0608 | 89         | 200          | 13          | 23         | 23          | 5          | 7.0 & 4.0           | Horseshoe clip | Bright Chrome |
| F415 | 9000 M     | 500          | 13          | 23         | 23          | 5          | 7.0 & 4.0           | Horseshoe clip | Bright Chrome |

**Technical Drawing**


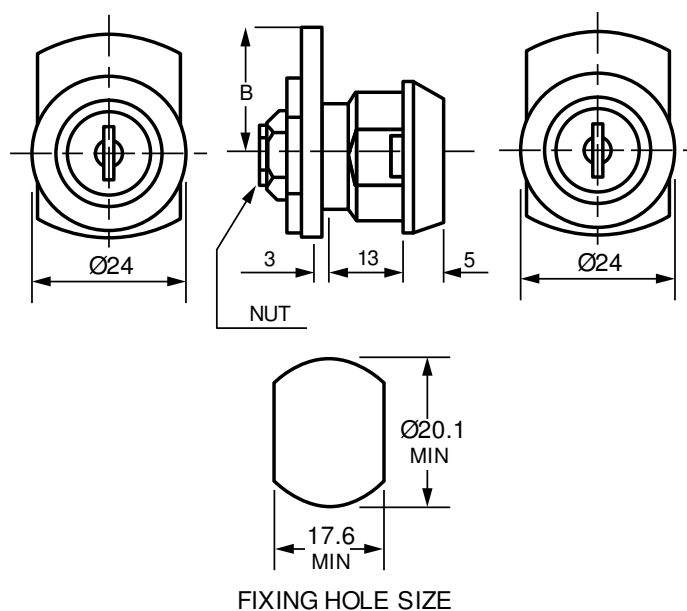
**13mm Camlock F5**
**Product Description**


A 13mm Camlock F5 available in Bright Chrome with a Double D hole fixing shape. Some of these camlocks can be shuttered and greased for greater protection when used outdoors. This makes it ideal for applications such as **Heavy Duty Vehicles** and **Automotive**.


- **Standard movements:** 1, 2, 3, 4
- **Lock Combinations:** 500
- **Standard finish:** Bright chrome
- **Fixing hole shape:** Double D
- **M Keyed system** supplied to order only
- **Dimension 'B' Specification:** See [Cams](#)

**Options**

| SKU       | Key Series | Combinations        | Body Length | Head Width | Head Height | Head Depth | Max Panel Thickness | Finish        | Housing Fixing | Version   |
|-----------|------------|---------------------|-------------|------------|-------------|------------|---------------------|---------------|----------------|-----------|
| F5        | 9000 M     | 500                 | 13          | 24         | 24          | 5          | 5                   | Bright Chrome | Nut fixing     | Standard  |
| F5        | 93EM       | 500                 | 13          | 24         | 24          | 5          | 5                   | Bright Chrome | Nut fixing     | Standard  |
| F5 A.C.E  | A.C.E      | Contact Sales Dept. | 13          | 24         | 24          | 5          | 5                   | Bright Chrome | Nut fixing     | Standard  |
| F55       | 93EM       | 500                 | 13          | 24         | 24          | 5          | 5                   | Bright Chrome | Nut fixing     | Shuttered |
| F55       | 9000 M     | 500                 | 13          | 24         | 24          | 5          | 5                   | Bright Chrome | Nut fixing     | Shuttered |
| F5A       | 93EM       | 500                 | 13          | 24         | 24          | 5          | 5                   | Bright Chrome | Nut fixing     | Standard  |
| F5A(C)(E) | A.C.E      | Contact sales dep.  | 13          | 24         | 24          | 5          | 5                   | Bright Chrome | Nut fixing     | Standard  |

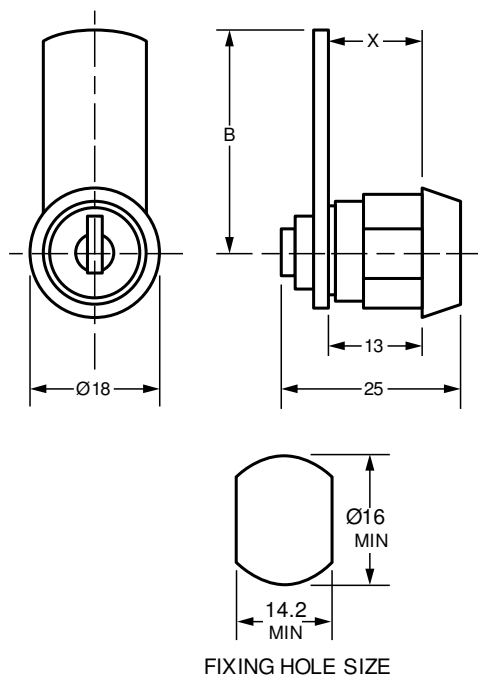
**Technical Drawing**


FIXING HOLE SIZE

| 13mm Camlock 5101   | Product Description  |
|---|--|
|  | <p>A 13mm Camlock 5101 available in Bright Chrome with a Double D hole fixing shape. An ideal camlock for many applications including <b>Lockers</b> and <b>Medical Furniture</b>.</p> <ul style="list-style-type: none"> <li>● <b>Standard movements:</b> 1, 2, 3, 4, 8, 9</li> <li>● <b>Lock Combinations:</b> 200</li> <li>● <b>Standard finish:</b> Bright chrome</li> <li>● <b>Fixing hole shape:</b> Double D</li> <li>● <b>M Keyed system</b> supplied to order only</li> <li>● <b>Dimension 'B' &amp; 'X' Specification:</b> See <a href="#">Cams</a></li> </ul> |

| Options |            |              |             |            |             |            |                     |            |               |                |
|---------|------------|--------------|-------------|------------|-------------|------------|---------------------|------------|---------------|----------------|
| SKU     | Key Series | Combinations | Body Length | Head Width | Head Height | Head Depth | Max Panel Thickness | Cam Fixing | Finish        | Housing Fixing |
| 5101    | 75 M       | 200          | 13          | 18         | 18          | 0          |                     | Nut        | Bright Chrome | Nut fixing     |
| 5102    | 75 M       | 200          | 13          | 18         | 18          | 0          |                     | Circlip    | Bright Chrome | Nut fixing     |
| 5103    | 75 M       | 200          | 13          | 18         | 18          | 0          |                     | Nut        | Bright Chrome | Horseshoe clip |
| 5104    | 75 M       | 200          | 13          | 18         | 18          | 0          |                     | Circlip    | Bright Chrome | Horseshoe clip |

### Technical Drawing



## 15mm Camlock 0218

## Product Description



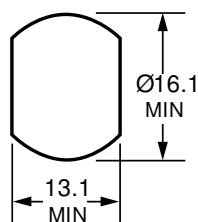
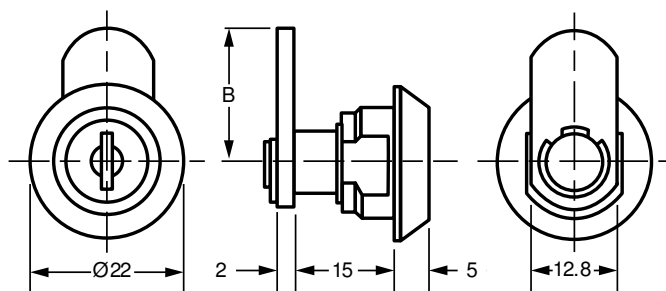
A 15mm Camlock 0218 available in Bright Chrome with a Double D hole fixing shape. An ideal camlock for many applications including **Automotive** and **Lockers**.

- **Standard movements:** 1, 2, 3, 4, 8, 9
- **Lock Combinations:** 200
- **Standard finish:** Bright chrome
- **Fixing hole shape:** Double D
- **M Keyed system** supplied to order only
- **Dimension 'B' Specification:** See [Cams](#)

## Options

| SKU  | Key Series | Combinations | Body Length | Head Width | Head Height | Head Depth | Max Panel Thickness | Housing Fixing | Finish        |
|------|------------|--------------|-------------|------------|-------------|------------|---------------------|----------------|---------------|
| 0218 | 800 M      | 200          | 15          | 22         | 22          | 5          | 4.4 & 2.6           | Horseshoe clip | Bright Chrome |

## Technical Drawing



FIXING HOLE SIZE



## 15mm Camlock B740

## Product Description



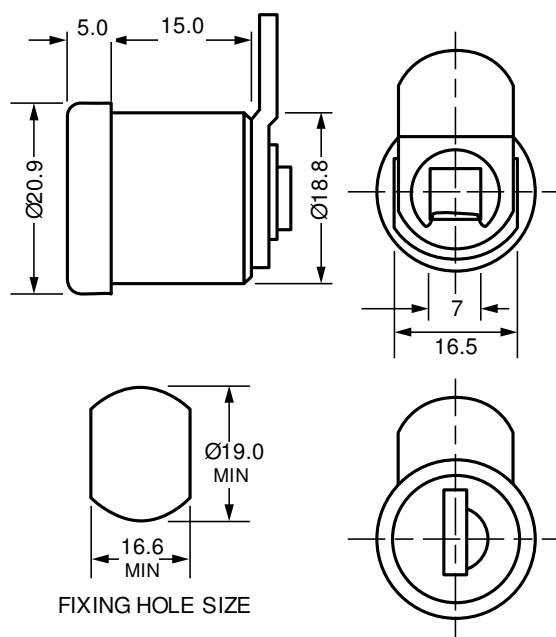
A 15mm Camlock B740 available in Olive Drab with a Double D hole fixing shape. An ideal camlock for numerous applications including **Automotive** and **Enclosures**.

- **Standard movements:** 9
- **Lock Combinations:** 200
- **Standard finish:** Olive drab
- **Fixing hole shape:** Double D

## Options

| SKU  | Key Series | Combinations | Body Length | Head Width | Head Height | Head Depth | Max Panel Thickness | Housing Fixing | Finish     | Movement |
|------|------------|--------------|-------------|------------|-------------|------------|---------------------|----------------|------------|----------|
| B740 | 89         | 200          | 15          | 20.9       | 20.9        | 5          |                     | Horseshoe clip | Olive Drab | 9        |

## Technical Drawing



## 15mm Camlock B828

## Product Description



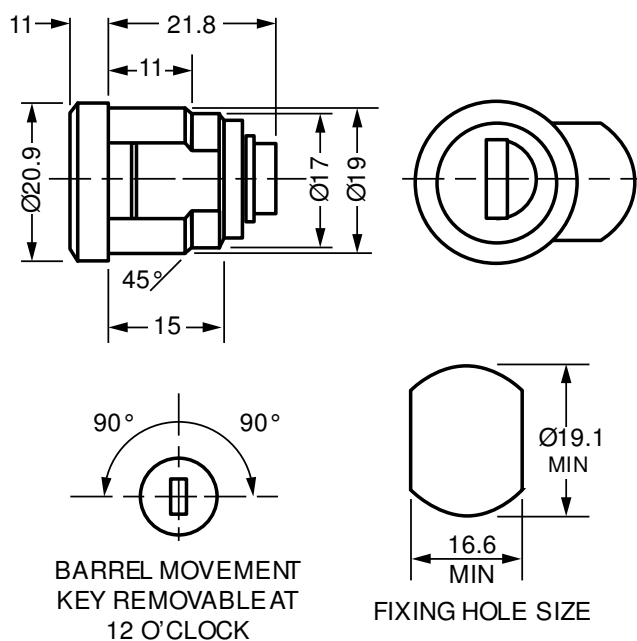
A 15mm shuttered Camlock B828 with the cylinder equipped with a dust cover. This makes it an ideal camlock for applications such as **Automotive** and **Heavy Duty Vehicles**.

- **Standard movements:** 1, special see technical drawing
- **Lock Combinations:** 200
- **Standard finish:** Bright chrome
- **Fixing hole shape:** Double D

## Options

| SKU  | Key Series | Combinations | Body Length | Head Width | Head Height | Head Depth | Max Panel Thickness | Finish        | Housing Fixing | Movement |
|------|------------|--------------|-------------|------------|-------------|------------|---------------------|---------------|----------------|----------|
| B828 | 89         | 200          | 15          | 20.9       | 20.9        | 5          | 8.0                 | Bright Chrome | Nut fixing     | 1        |

## Technical Drawing



BARREL MOVEMENT  
KEY REMOVABLE AT  
12 O'CLOCK

FIXING HOLE SIZE

## 15mm Camlock F396

## Product Description



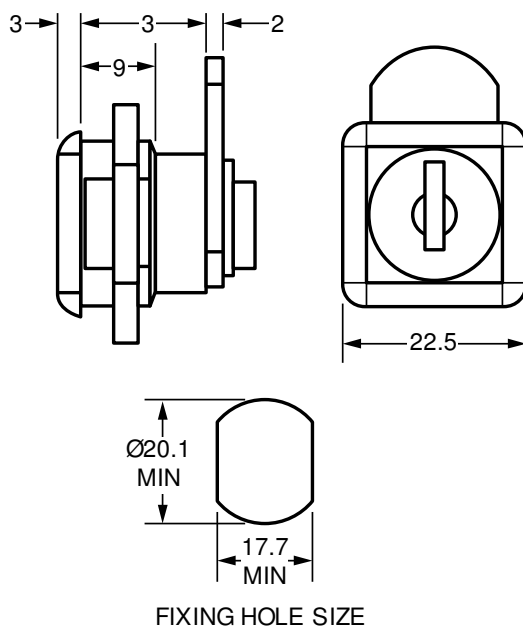
A 15mm Camlock F396 in Nickel with a Double D hole fixing shape. An ideal camlock for various applications including **Automotive and Cash Management**.

- **Standard movements:** 3, 4
- **Lock Combinations:** 500
- **Standard finish:** F396 housing & barrel nickel; F395 nickel
- **Fixing hole shape:** Double D
- **M** Keyed system supplied to order only

## Options

| SKU  | Key Series | Combinations | Body Length | Head Width | Head Height | Head Depth | Max Panel Thickness | Housing Fixing | Finish |
|------|------------|--------------|-------------|------------|-------------|------------|---------------------|----------------|--------|
| F395 | 9000 M     | 500          | 15          | 22.5       | 22.5        | 3          | 3.0                 | Nut fixing     | Nickel |
| F396 | 9000 M     | 500          | 15          | 22.5       | 22.5        | 3          | 3.0                 | Nut fixing     | Nickel |

## Technical Drawing



## 15mm Camlock 0233

## Product Description



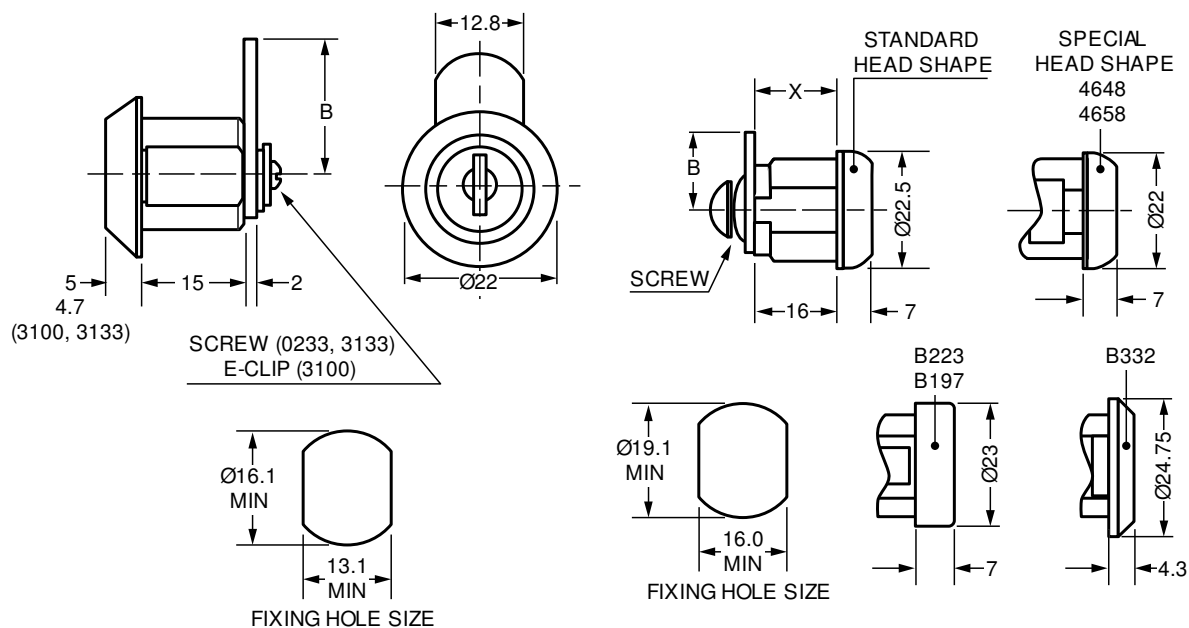
A 15mm Camlock 0233 available in Bright Chrome with a Double D hole fixing shape. An ideal camlock for various applications including **Medical Furniture** and **Metal Office Furniture**.

- **Standard movements:** 1, 2, 3, 4, 8, 9 (0233 & 0238); 1, 2, 3, 4 (3100 & 3133)
- **Lock Combinations:** 100-500
- **Standard finish:** Bright chrome
- **Fixing hole shape:** Double D
- **Dimension 'B' Specification:** See [Cams](#)

## Options

| SKU  | Key Series | Combinations | Body Length | Head Width | Head Height | Head Depth | Max Panel Thickness | Housing Fixing | Finish        |
|------|------------|--------------|-------------|------------|-------------|------------|---------------------|----------------|---------------|
| 0233 | 800        | 100          | 15          | 22         | 22          | 5          | 9.5                 | Nut fixing     | Bright Chrome |
| 0238 | 800        | 100          | 15          | 22         | 22          | 5          | 11.0 & 9.5          | Horseshoe clip | Bright Chrome |
| 3100 | 31 M       | 500          | 15          | 22         | 22          | 4.7        | 9.5                 | Nut fixing     | Bright Chrome |
| 3133 | 31 M       | 500          | 15          | 22         | 22          | 4.7        | 9.5                 | Nut fixing     | Bright Chrome |

## Technical Drawing



## Camlock C320

## Product Description

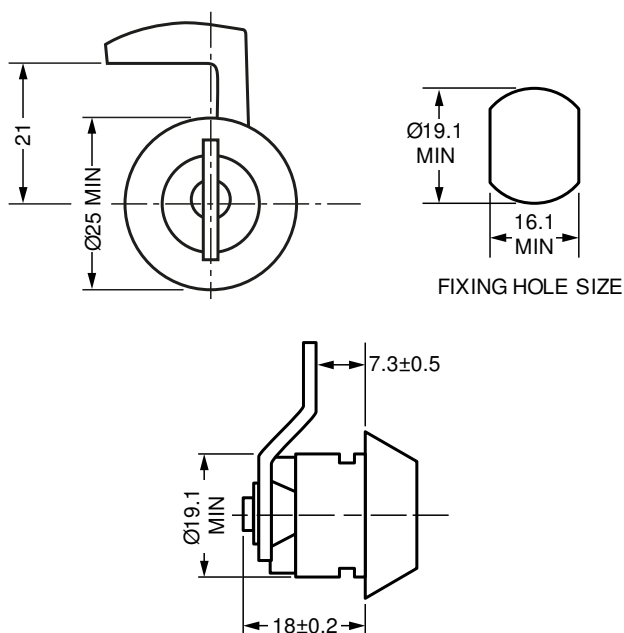
Camlock C320 in Bright Nickel. Equipped with a removable barrel, this camlock is ideal for numerous applications including **Metal** and **Wooden Office Furniture**.

- **Standard movements:** 08
- **Lock Combinations:** 200
- **Standard finish:** Bright nickel
- **M** Keyed system supplied to order only
- **Comprehensive range of cams and cam piercing (special) available:** See [Cams](#)

## Options

| SKU  | Key Series | Combinations | Body Length | Head Width | Head Height | Head Depth | Max Panel Thickness | Barrel           | Movement | Finish        |
|------|------------|--------------|-------------|------------|-------------|------------|---------------------|------------------|----------|---------------|
| C320 | 800 M      | 200          | 0           | 25         | 25          | 0          |                     | Removable Barrel | 8        | Bright Nickel |

## Technical Drawing



## 11.4mm Camlock F644

## Product Description



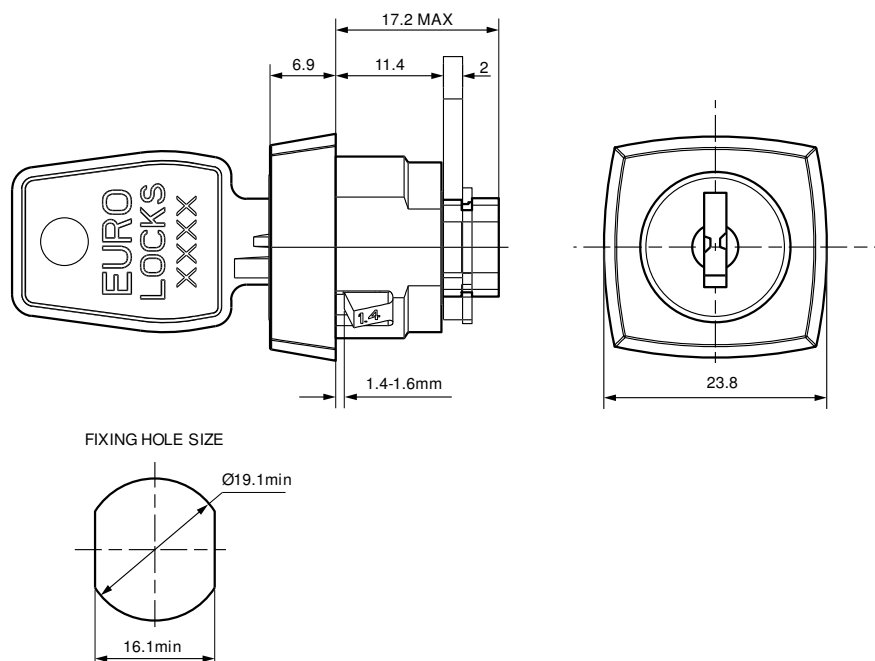
A 11.4mm Camlock F644 with Black plastic housing and an integrated Mazak insert. This is an ideal camlock for various applications including **Automotive** and **Cash Management**.

- **Standard movements:** 1
- **Lock Combinations:** 500
- **Standard finish:** Black plastic housing, integrated Mazak insert
- **Fixing hole shape:** Double D
- **Housing Fixing:** Quick Fixing
- **M Keyed system** supplied to order only

## Options

| SKU  | Key Series | Combinations | Body Length | Head Width | Head Height | Head Depth | Max Panel Thickness | Movement |
|------|------------|--------------|-------------|------------|-------------|------------|---------------------|----------|
| F644 | 9000 M     | 500          | 11.4        | 24         | 24          | 6.9        | 1.4                 | 1        |

## Technical Drawing



## 15.2mm Camlock F398

## Product Description



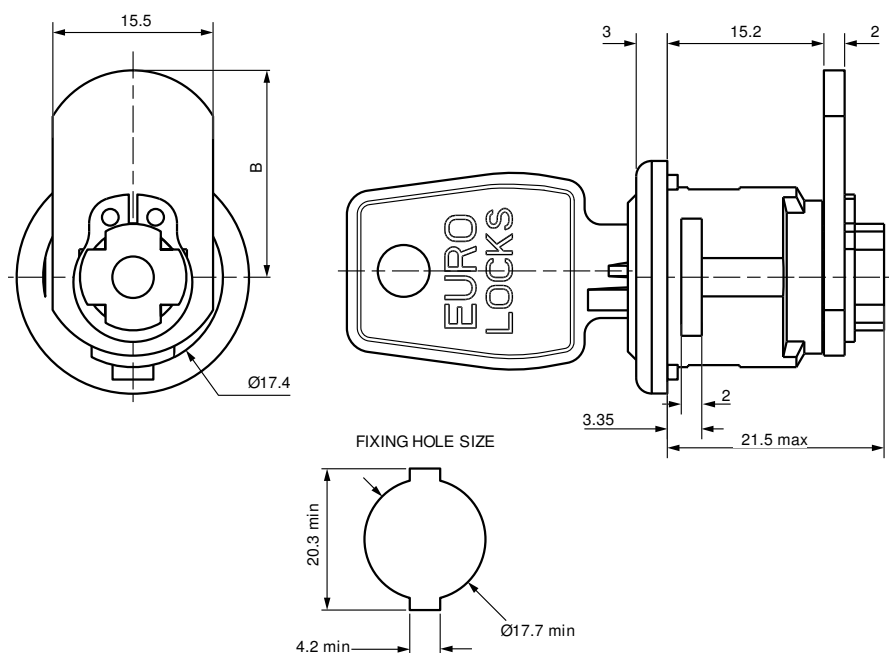
A 15.2mm Camlock F398 available in Nickel. An ideal camlock for many applications including **Postal** and **Wooden Office Furniture**.

- **Standard movements:** 3
- **Lock Combinations:** 500
- **Standard finish:** Nickel
- **Fixing hole shape:** Round with notches
- **M** Keyed system supplied to order only

## Options

| SKU  | Key Series | Combinations | Body Length | Head Width | Head Height | Head Depth | Max Panel Thickness | Finish | Housing Fixing | Movement |
|------|------------|--------------|-------------|------------|-------------|------------|---------------------|--------|----------------|----------|
| F398 | 9000 M     | 500          | 15.2        | 22.5       | 22.5        | 3          |                     | Nickel | Horseshoe clip | 3        |

## Technical Drawing



11mm Camlock  
F718

Product Description

A 11mm Camlock F718 available in Bright Chrome with a Double D hole fixing shape. An ideal camlock for numerous applications including **Postal** and **Wooden Office Furniture**.

- **Standard movements:** 3, 4
- **Lock Combinations:** 200
- **Standard finish:** Bright chrome
- **Fixing hole shape:** Double D
- **M** Keyed system supplied to order only

Options

| SKU  | Key Series | Combinations | Body Length | Head Width | Head Height | Head Depth | Max Panel Thickness |
|------|------------|--------------|-------------|------------|-------------|------------|---------------------|
| F718 | 1FM        | 200          | 11          | 20         | 20          | 4.5        |                     |



**11.1mm Camlock F485**
**Product Description**


A 11.1mm Camlock F485 available in Nickel (Chrome on special request) with a Double D hole fixing shape. An ideal camlock for many applications including **Cash Management** and **Enclosures**.

- **Standard movements:** 1, 2, 3
- **Lock Combinations:** 500
- **Standard finish:** Nickel or Chrome
- **Fixing hole shape:** Double D
- **M Keyed system** supplied to order only
- **Lock fixing:** Horseshoe clip or nut

| Key Series           | Lock Combinations | Standard Movements | Key Combinations     | Max Panel Thickness | Milling 'X' | Panel Fixing | Key Head Shape | Lock Finish (electroplated coating)        |
|----------------------|-------------------|--------------------|----------------------|---------------------|-------------|--------------|----------------|--|
| 9000<br>Double entry | 500               | 1; 2; 3            | KTP;<br>KTD;<br>KTDS | 5mm                 | 02          | Nut; clip    | 1              | 7 – standard nickel<br>2 – chrome to order |

M – Master Key System is supplied to order only.

**Options**

| SKU  | Key Series | Combinations | Body Length | Head Width | Head Height | Head Depth | Max Panel Thickness |
|------|------------|--------------|-------------|------------|-------------|------------|---------------------|
| F485 | 9000       | 500          | 11.1        | 24         | 0           | 6.9        | 5                   |

**13.5mm Camlock P451**
**Product Description**


A 13.5mm Camlock P451 available in plastic RAL 7035 with a Double D hole fixing shape. This camlock is manufactured from plastic to minimise the risk of electrocution when used on **Enclosures**.

- **Standard movements:** 3
- **Lock Combinations:** 200
- **Standard finish:** Plastic RAL 7035
- **Fixing hole shape:** Double D
- **M** Keyed system supplied to order only
- **FH019** key code to order

| Key Series      | Lock Combinations | Standard Movements | Key Combinations     | Max Panel Thickness | Milling 'X' | Panel Fixing | Key Head Shape | Lock Finish (electroplated coating) |
|-----------------|-------------------|--------------------|----------------------|---------------------|-------------|--------------|----------------|-------------------------------------|
| FH Double entry | 200               | 3                  | KTP;<br>KTD;<br>KTDS | 6mm                 | -           | Nut          | 2              | Plastic – RAL 7035                  |

**Options**

| SKU  | Key Series      | Combinations | Body Length | Head Width | Head Height | Head Depth | Max Panel Thickness | Housing Fixing |
|------|-----------------|--------------|-------------|------------|-------------|------------|---------------------|----------------|
| P451 | FH Double Entry | 200          | 13.5        | 21         | 21          | 2.5        | 6                   | Nut fixing     |

| 11.75mm Camlock D056  |            | Product Description  |             |            |             |            |                     |                |          |
|---|------------|--|-------------|------------|-------------|------------|---------------------|----------------|----------|
|  |            | <p>A 11.75mm Camlock D056 in Chrome with a Double D hole fixing shape. An ideal camlock for many applications including <b>Automotive</b> and <b>Enclosures</b>.</p> <ul style="list-style-type: none"><li>● <b>Standard movements:</b> 8</li><li>● <b>Lock Combinations:</b> 200</li><li>● <b>Standard finish:</b> Chrome</li><li>● <b>Fixing hole shape:</b> Double D</li><li>● <b>Dimension 'X' &amp; 'B' Specification:</b> See <a href="#">Cams</a></li></ul> |             |            |             |            |                     |                |          |
| Options   |            |  |             |            |             |            |                     |                |          |
| SKU   | Key Series | Combinations   | Body Length | Head Width | Head Height | Head Depth | Max Panel Thickness | Housing Fixing | Movement |
| D056  | 1D9        | 200  | 11.75       | 16.5       | 16.5        | 3.4        | 6.0                 | Nut fixing     | 8        |

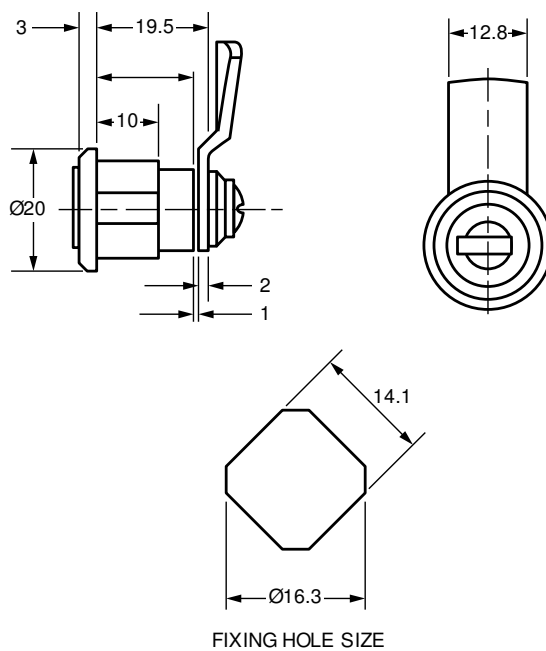
**19.5mm Camlock B233**
**Product Description**


A 19.5mm Camlock B233 available in Bright Nickel with a squared fixing hole shape. An ideal camlock for numerous applications including **Enclosures** and **Automotive**.

- **Standard movements:** B233 move 8, C452, C038 & C046 move 1
- **Lock Combinations:** 200-2233
- **Standard finish:** Bright nickel
- **Fixing hole shape:** Squared
- **M Keyed system** supplied to order only
- **Comprehensive range of Cams available:** See [Cams](#)

**Options**

| SKU  | Key Series | Combinations | Body Length | Head Width | Head Height | Head Depth | Max Panel Thickness | Finish        | Cam Fixing     | Movement |
|------|------------|--------------|-------------|------------|-------------|------------|---------------------|---------------|----------------|----------|
| B233 | Special    | 200          | 19.5        | 20         | 20          | 3          |                     | Bright Nickel | Screw + Washer | 8        |
| C038 | Special    | 2233         | 19.5        | 20         | 20          | 3          |                     | Bright Nickel | Eclip          | 1        |
| C046 | 800 M      | 200          | 19.5        | 20         | 20          | 3          |                     | Bright Nickel | Screw + Washer | 1        |
| C452 | 66 M       | 500          | 19.5        | 20         | 20          | 3          |                     | Bright Nickel | Screw + Washer | 1        |

**Technical Drawing**


## 18.5mm Camlock B654

## Product Description



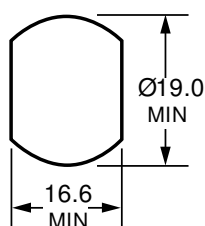
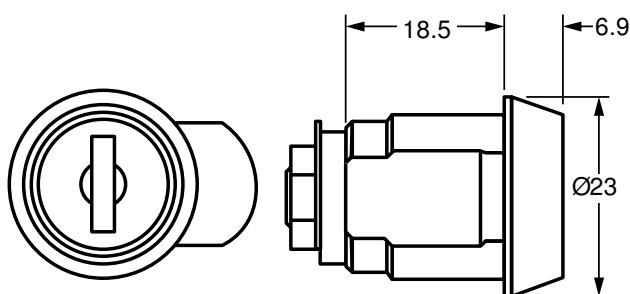
A 18.5mm Camlock B654 available in Black Chrome. The camlock can be mounted with either an '01' or '02' movement with the same housing simply by reversing the stop plate. An ideal camlock for various applications including **Heavy Duty Vehicles** and **Cash Management**.

- **Standard movements:** 1, 2
- **Lock Combinations:** 2000
- **Standard finish:** Black chrome
- **Fixing hole shape:** Double D
- **M Keyed system** supplied to order only

## Options

| SKU  | Key Series | Combinations | Body Length | Head Width | Head Height | Head Depth | Max Panel Thickness | Housing Fixing | Finish       | Cam Fixing   |
|------|------------|--------------|-------------|------------|-------------|------------|---------------------|----------------|--------------|--------------|
| B654 | 25-27 M    | 2000         | 18.5        | 23         | 23          | 6.9        |                     | Nut fixing     | Black Chrome | Nut + Washer |

## Technical Drawing



FIXING HOLE SIZE

## 17.2mm Camlock B775

## Product Description



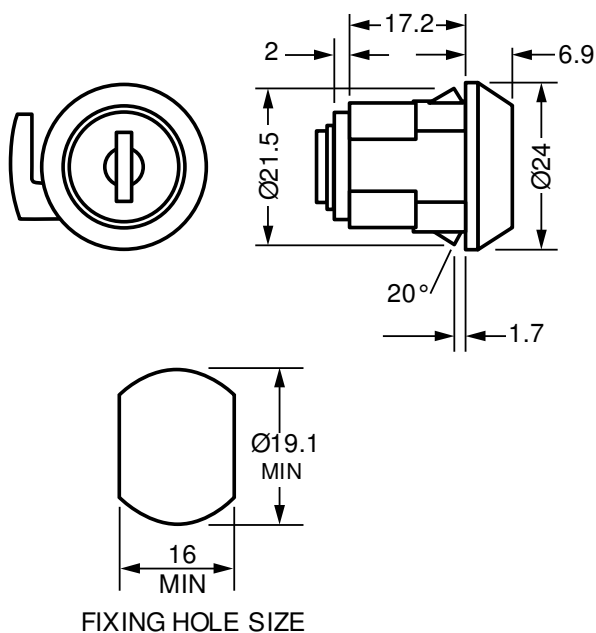
A 17.2mm Camlock B775 available with a Black Plastic Housing and Bright Nickel Cylinder. An ideal camlock for numerous applications including **Enclosures** and **Automotive**.

- **Standard movements:** 3, 4
- **Lock Combinations:** 2000
- **Standard finish:** Black plastic (housing), bright nickel (cylinder)
- **Fixing hole shape:** Double D
- **M** Keyed system supplied to order only

## Options

| SKU  | Key Series | Combinations | Body Length | Head Width | Head Height | Head Depth | Max Panel Thickness | Housing Fixing |
|------|------------|--------------|-------------|------------|-------------|------------|---------------------|----------------|
| B775 | 92 M       | 2000         | 17.2        | 24         | 24          | 6.9        | 1.2                 | Snap In Fix    |

## Technical Drawing



FIXING HOLE SIZE

## 17.5mm Camlock F402

## Product Description



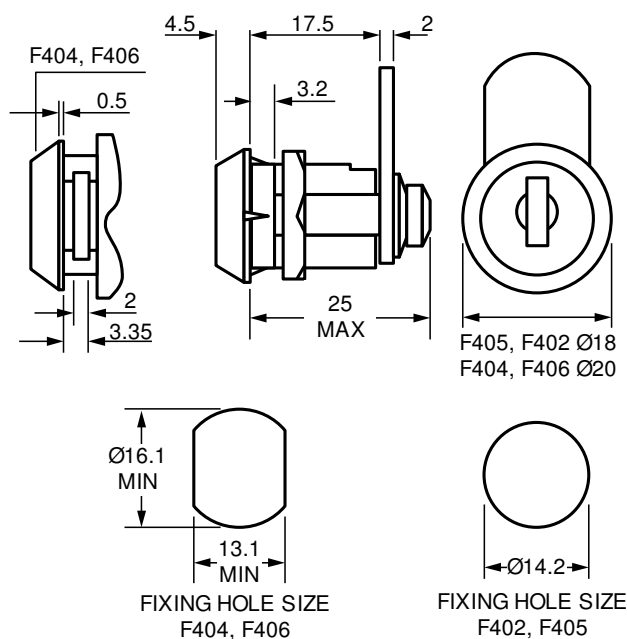
A 17.5mm Camlock F402 available in Chrome. An ideal camlock for many applications including **Medical Furniture** and **Automotive**.

- **Standard movements:** 3, 4
- **Lock Combinations:** 200
- **Standard finish:** Chrome
- **Fixing hole shape:** F404 & F406 Double D; F402 & F405 Round
- **M** Keyed system supplied to order only

## Options

| SKU  | Key Series | Combinations | Body Length | Head Width | Head Height | Head Depth | Max Panel Thickness | Finish        | Housing Fixing |
|------|------------|--------------|-------------|------------|-------------|------------|---------------------|---------------|----------------|
| F402 | FH         | 200          | 17.5        | 18         | 18          | 4.5        | 12.0                | Chrome        | Nut fixing     |
| F404 | FH         | 200          | 17.5        | 20         | 20          | 4.5        | 10.0                | Chrome        | (multiple)     |
| F405 | 1FM        | 200          | 17.5        | 18         | 18          | 4.5        | 12.0                | Chrome        | Nut fixing     |
| F406 | 1FM        | 200          | 17.5        | 20         | 20          | 4.5        | 10.0                | Chrome        | (multiple)     |
| F636 | FH         | 200          | 17.5        | 20         | 20          | 4.5        | 13.5                | Bright Chrome | Nut fixing     |

## Technical Drawing



## 16.7mm Camlock F467

## Product Description



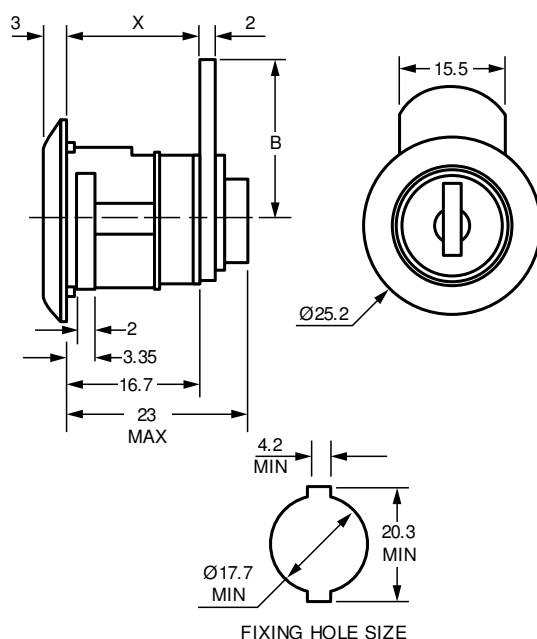
A 16.7mm Camlock F467 available in Nickel or Bright Chrome. This camlock is also available capped, uncapped or capped with a dust cover. This makes it an ideal camlock for applications such as **Cash Management** and **Lockers**.

- **Standard movements:** 3, 4
- **Lock Combinations:** 2000
- **Standard finish:** Nickel or bright chrome
- **Fixing hole shape:** Round with notches
- **M Keyed system** supplied to order only
- **Dimension 'B' & 'X' Specification:** See [Cams](#)

## Options

| SKU  | Key Series | Combinations | Body Length | Head Width | Head Height | Head Depth | Max Panel Thickness   | Cap              | Finish        | Cam Fixing | Housing Fixing |
|------|------------|--------------|-------------|------------|-------------|------------|-----------------------|------------------|---------------|------------|----------------|
| F467 | 2000 M     | 2000         | 16.7        | 25.2       | 25.2        | 3          | 0.8-1.2 strd, 8.8 max | Capped           | Bright Chrome | Circlip    | Horseshoe clip |
| F468 | 2000 M     | 2000         | 16.7        | 25.2       | 25.2        | 3          | 0.8-1.2 strd, 8.8 max | Cap + Dust Cover | Bright Chrome | Circlip    | Horseshoe clip |
| F469 | 2000 M     | 2000         | 16.7        | 25.2       | 25.2        | 3          | 0.8-1.2 strd, 8.8 max | Uncapped         | Nickel        | Circlip    | Horseshoe clip |

## Technical Drawing





## 17mm Camlock F492

## Product Description



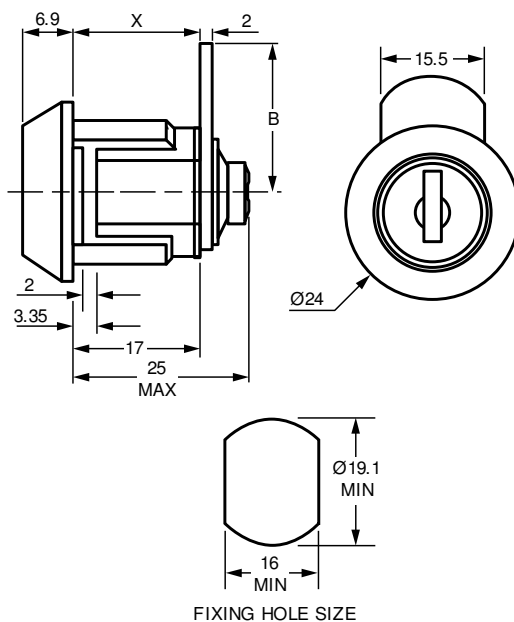
A 17mm Camlock F492 available in Nickel or Bright Chrome. This camlock is also available capped, uncapped or capped with a dust cover. This makes it an ideal camlock for applications such as **Cash Management** and **Lockers**.

- **Standard movements:** 1, 2, 3
- **Lock Combinations:** 2000
- **Standard finish:** Nickel, bright chrome
- **Fixing hole shape:** Double D
- **M Keyed system** supplied to order only
- **Lock fixing:** Horseshoe clip or nut
- **Dimension 'B' & 'X' Specification:** See [Cams](#)

## Options

| SKU  | Key Series | Combinations | Body Length | Head Width | Head Height | Head Depth | Max Panel Thickness    | Cap              | Cam Fixing     | Finish        |
|------|------------|--------------|-------------|------------|-------------|------------|------------------------|------------------|----------------|---------------|
| F492 | 2000 M     | 2000         | 17          | 24         | 24          | 6.9        | 0.8-1.2 strd, 10.0 max | Uncapped         | Screw + Washer | Nickel        |
| F493 | 2000 M     | 2000         | 17          | 24         | 24          | 6.9        | 0.8-1.2 strd, 10.0 max | Capped           | Screw + Washer | Bright Chrome |
| F494 | 2000 M     | 2000         | 17          | 24         | 24          | 6.9        | 0.8-1.2 strd, 10.0 max | Cap + Dust Cover | Screw + Washer | Bright Chrome |

## Technical Drawing



## 17.2mm Camlock F342

## Product Description



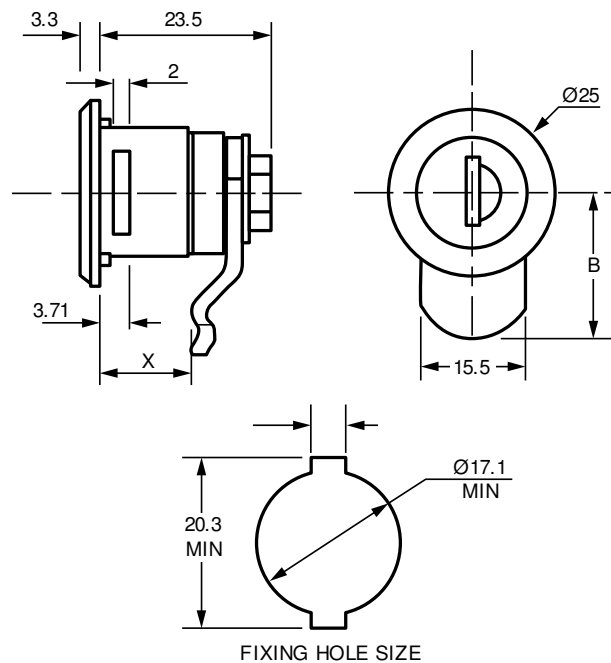
A 17.2mm Camlock F342 available in Olive Drab Housing and Stainless Steel Cap. Barrel can be greased making it an ideal camlock for various applications including **Postal** and **Enclosures**.

- **Standard movements:** 1, 2, 3, 4, 8
- **Lock Combinations:** 2000
- **Standard finish:** Olive drab housing, stainless steel cap
- **Fixing hole shape:** Round with notches
- **M Keyed system** supplied to order only
- **Dimension 'X' Specification:** See [Cams](#)

## Options

| SKU  | Key Series | Combinations | Body Length | Head Width | Head Height | Head Depth | Max Panel Thickness | Cam Fixing | Housing Fixing | Finish          |
|------|------------|--------------|-------------|------------|-------------|------------|---------------------|------------|----------------|-----------------|
| F116 | 9000       | 500          | 16.4        | 25         | 25          | 3.3        | -                   | Circlip    | Horseshoe clip | Stainless Steel |
| F342 | 2000 M     | 2000         | 17.2        | 25         | 25          | 3.3        | 1.22-1.63           | Eclip      | Horseshoe clip | (multiple)      |

## Technical Drawing



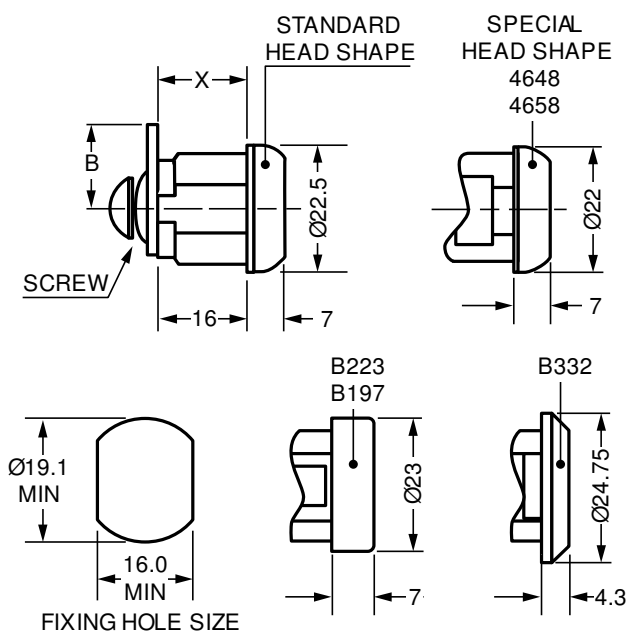
**16mm Camlock 1332**
**Product Description**



A 16mm Camlock 1332 available in Bright Chrome with a Double D hole fixing shape. The barrel on this Camlock can be passivated and greased for greater protection when used outdoors. This makes it ideal for applications such as **Automotive, Enclosures and Postal**.

- **Standard movements:** 1, 2, 3, 4, 5, 6, 7, (5, 6 & 7 not available with cylindrical head)
- **Lock Combinations:** 200-2000
- **Standard finish:** Bright chrome
- **Fixing hole shape:** Double D
- **M Keyed system** supplied to order only
- **Dimension 'X' Specification:** See [Cams](#)


**Options**

| SKU  | Key Series | Combinations | Body Length | Head Width | Head Height | Head Depth | Max Panel Thickness | Finish        | Housing Fixing | Version   |
|------|------------|--------------|-------------|------------|-------------|------------|---------------------|---------------|----------------|-----------|
| 1332 | 92 M       | 200          | 16          | 22.5       | 22.5        | 7          |                     | Bright Chrome | Nut fixing     | Standard  |
| 1333 | 92 M       | 200          | 16          | 22.5       | 22.5        | 7          |                     | Bright Chrome | Horseshoe clip | Standard  |
| 1348 | 92 M       | 200          | 16          | 22.5       | 22.5        | 7          |                     | Bright Chrome | Nut fixing     | Shuttered |
| 1358 | 92 M       | 200          | 16          | 22.5       | 22.5        | 7          |                     | Bright Chrome | Horseshoe clip | Shuttered |
| 1432 | 95-97 M    | 2000         | 16          | 22.5       | 22.5        | 7          |                     | Bright Chrome | Nut fixing     | Standard  |
| 1433 | 95-97 M    | 2000         | 16          | 22.5       | 22.5        | 7          |                     | Bright Chrome | Horseshoe clip | Standard  |
| 4648 | 89         | 200          | 16          | 22         | 22          | 7          |                     | Bright Chrome | Nut fixing     | Shuttered |
| 4658 | 89         | 200          | 16          | 22         | 22          | 7          |                     | Bright Chrome | Horseshoe clip | Shuttered |
| B197 | 92 M       | 200          | 16          | 23         | 23          | 7          |                     | Bright Chrome | Horseshoe clip | Standard  |
| B223 | 92 M       | 200          | 16          | 23         | 23          | 7          |                     | Bright Chrome | Nut fixing     | Standard  |
| B332 | 92 M       | 200          | 16          | 24.75      | 24.75       | 4.3        |                     | Bright Chrome | Nut fixing     | Standard  |

**Technical Drawing**


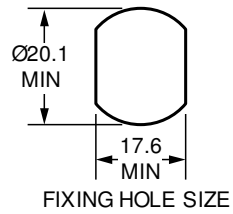
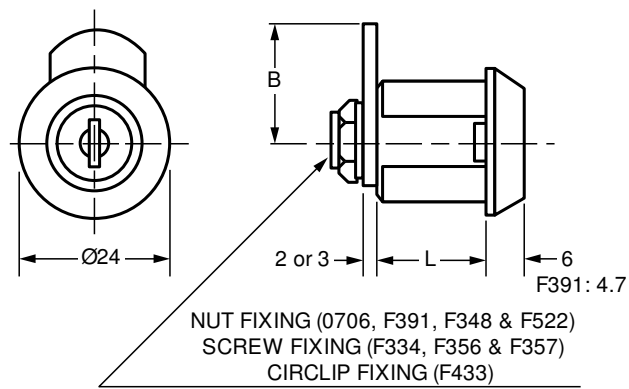
| 16mm Camlock 1334   | Product Description   |
|---|---|
|  | <p>A 16mm Camlock 1334 available in Bright Chrome with a Double D hole fixing shape. An ideal camlock for numerous applications such as <b>Lockers</b> and <b>Medical Furniture</b>.</p> <ul style="list-style-type: none"> <li>● <b>Standard movements:</b> 1, 2, 3, 4, 5, 6, 7 (5, 6 &amp; 7 not available with cylindrical head)</li> <li>● <b>Lock Combinations:</b> 200-2000</li> <li>● <b>Standard finish:</b> Bright chrome</li> <li>● <b>Fixing hole shape:</b> Double D</li> <li>● <b>M Keyed system</b> supplied to order only</li> <li>● <b>Dimension 'B' &amp; 'X' Specification:</b> See <a href="#">Cams</a></li> </ul> |

| Options |            |              |             |            |             |            |                     |               |                |
|---------|------------|--------------|-------------|------------|-------------|------------|---------------------|---------------|----------------|
| SKU     | Key Series | Combinations | Body Length | Head Width | Head Height | Head Depth | Max Panel Thickness | Finish        | Housing Fixing |
| 1334    | 92 M       | 200          | 16          | 0          | 0           | 0          |                     | Bright Chrome | Nut fixing     |
| 1335    | 92 M       | 200          | 16          | 0          | 0           | 0          |                     | Bright Chrome | Horseshoe clip |
| 1434    | 95-97 M    | 2000         | 16          | 0          | 0           | 0          |                     | Bright Chrome | Nut fixing     |
| 1435    | 95-97 M    | 2000         | 16          | 0          | 0           | 0          |                     | Bright Chrome | Horseshoe clip |

| 15.5mm-22.2mm Camlock 0706  | Product Description  |  |   |      |    |      |    |      |    |      |    |      |    |      |    |      |      |      |
|---|--|--|---|------|----|------|----|------|----|------|----|------|----|------|----|------|------|------|
|  | <p>A 15.5mm-22.2mm Camlock 0706 available in Bright Chrome with a Double D hole fixing shape. Some of these camlocks can be shuttered making them ideal for applications such as <b>Automotive</b> and <b>Cash Management</b>.</p> <ul style="list-style-type: none"> <li>● <b>Standard movements:</b> 1, 3, 4, 8 (F433 3 only; F334 3, 4 only)</li> <li>● <b>Lock Combinations:</b> 500-2000</li> <li>● <b>Standard finish:</b> Bright chrome</li> <li>● <b>Fixing hole shape:</b> Double D</li> <li>● <b>M Keyed system</b> supplied to order only</li> <li>● <b>Dimension 'B' Specification:</b> See <a href="#">Cams</a></li> <li>● <b>Dimension 'L' Specification:</b> See table below (DETAILS)</li> </ul> |  |   |      |    |      |    |      |    |      |    |      |    |      |    |      |      |      |
|   | <table> <tr> <th></th><th>L</th></tr> <tr> <td>0706</td><td>18</td></tr> <tr> <td>F348</td><td>18</td></tr> <tr> <td>F356</td><td>18</td></tr> <tr> <td>F357</td><td>18</td></tr> <tr> <td>F391</td><td>22</td></tr> <tr> <td>F334</td><td>18</td></tr> <tr> <td>F433</td><td>15.5</td></tr> <tr> <td>F522</td><td>22.2</td></tr> </table>   |  | L | 0706 | 18 | F348 | 18 | F356 | 18 | F357 | 18 | F391 | 22 | F334 | 18 | F433 | 15.5 | F522 |
|   | L  |  |   |      |    |      |    |      |    |      |    |      |    |      |    |      |      |      |
| 0706  | 18   |  |   |      |    |      |    |      |    |      |    |      |    |      |    |      |      |      |
| F348  | 18   |  |   |      |    |      |    |      |    |      |    |      |    |      |    |      |      |      |
| F356  | 18   |  |   |      |    |      |    |      |    |      |    |      |    |      |    |      |      |      |
| F357  | 18   |  |   |      |    |      |    |      |    |      |    |      |    |      |    |      |      |      |
| F391  | 22   |  |   |      |    |      |    |      |    |      |    |      |    |      |    |      |      |      |
| F334  | 18   |  |   |      |    |      |    |      |    |      |    |      |    |      |    |      |      |      |
| F433  | 15.5   |  |   |      |    |      |    |      |    |      |    |      |    |      |    |      |      |      |
| F522  | 22.2   |  |   |      |    |      |    |      |    |      |    |      |    |      |    |      |      |      |

| Options |            |              |             |            |             |            |                     |                |               |            |           |            |
|---------|------------|--------------|-------------|------------|-------------|------------|---------------------|----------------|---------------|------------|-----------|------------|
| SKU     | Key Series | Combinations | Body Length | Head Width | Head Height | Head Depth | Max Panel Thickness | Housing Fixing | Finish        | Cam Fixing | Version   | Movement   |
| 0706    | 93EM       | 500          | 18          | 24         | 24          | 6          | 14.0                | Nut fixing     | Bright Chrome | Nut        | Standard  | (multiple) |
| F334    | 9000 M     | 500          | 18          | 24         | 24          | 6          | 6.0                 | Nut fixing     | Nickel        | Screw      | Standard  | (multiple) |
| F348    | 9000 M     | 500          | 18          | 24         | 24          | 6          | 14.0                | Nut fixing     | Bright Chrome | Nut        | Shuttered | (multiple) |
| F356    | 2000 M     | 2000         | 18          | 24         | 24          | 6          | 14.0                | Nut fixing     | Bright Chrome | Screw      | Standard  | (multiple) |
| F357    | 2000 M     | 2000         | 18          | 24         | 24          | 6          | 14.0                | Nut fixing     | Bright Chrome | Screw      | Shuttered | (multiple) |
| F391    | 45-47 M    | 2000         | 22          | 24         | 24          | 4.7        | 14.0                | (multiple)     | Bright Chrome | Nut        | Standard  | (multiple) |
| F433    | 9000 M     | 500          | 15.5        | 24         | 24          | 6          | 4.0                 | Nut fixing     | Bright Chrome | Circlip    | Shuttered | 3          |
| F522    | 45-47 M    | 2000         | 22.2        | 24         | 24          | 6          | 14.0                | (multiple)     | Bright Chrome | Nut        | Shuttered | (multiple) |

| Technical Drawing |
|-------------------|
|                   |



## 18.5mm Camlock B829

## Product Description



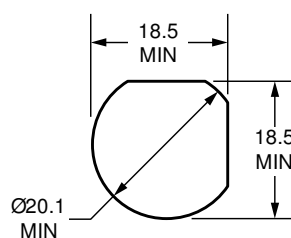
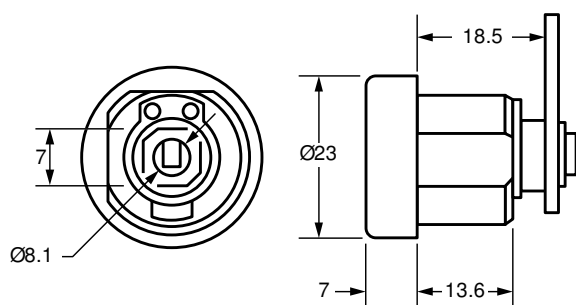
A 18.5mm Shuttered Camlock B829 available in Bright Chrome. An ideal camlock for many applications including **Lockers** and **Heavy Duty Vehicles**.

- **Standard movements:** 8
- **Lock Combinations:** 200
- **Standard finish:** Bright chrome
- **Fixing hole shape:** Special see technical drawing

## Options

| SKU  | Key Series | Combinations | Body Length | Head Width | Head Height | Head Depth | Max Panel Thickness | Finish        | Movement | Housing Fixing |
|------|------------|--------------|-------------|------------|-------------|------------|---------------------|---------------|----------|----------------|
| B829 | 89         | 200          | 18.5        | 23         | 23          | 7          | 9.0                 | Bright Chrome | 8        | Nut fixing     |

## Technical Drawing



FIXING HOLE SIZE

## 20mm Camlock 3803

## Product Description



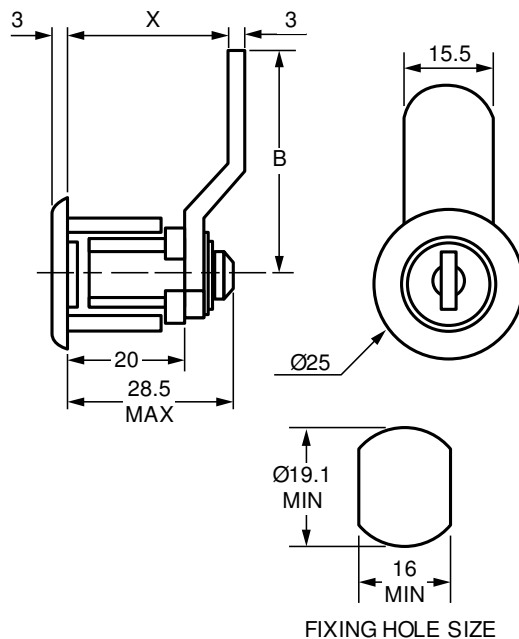
A 20mm Camlock 3803 available in Chrome. Barrel can be assembled with a round gasket on request. An ideal camlock for many applications including **Cash Management** and **Lockers**.

- **Standard movements:** 1, 3, 4
- **Lock Combinations:** 2000
- **Standard finish:** Chrome or nickel plated
- **Fixing hole shape:** Double D
- **M Keyed system** supplied to order only
- **Dimension 'B' & 'X' Specification:** See [Cams](#)

## Options

| SKU  | Key Series | Combinations | Body Length | Head Width | Head Height | Head Depth | Max Panel Thickness | Cam Fixing     | Cap              | Finish        |
|------|------------|--------------|-------------|------------|-------------|------------|---------------------|----------------|------------------|---------------|
| 3801 | 2000 M     | 2000         | 20          | 25         | 25          | 3          |                     | Screw + Washer | Capped           | Chrome        |
| 3802 | 2000 M     | 2000         | 20          | 25         | 25          | 3          |                     | Screw + Washer | Cap + Dust Cover | Chrome        |
| 3803 | 2000 M     | 2000         | 20          | 25         | 25          | 3          |                     | Screw + Washer | Uncapped         | Nickel Plated |

## Technical Drawing





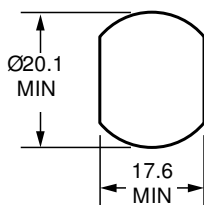
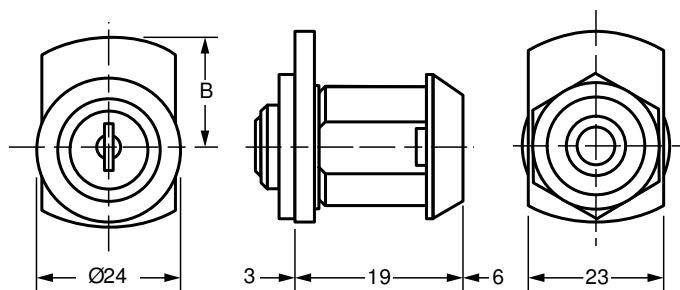
**19mm Camlock F6**
**Product Description**


A 19mm Camlock F6 available in Bright Chrome with a Double D hole fixing shape. Some of these camlocks can be shuttered and greased for greater protection when used outdoors. This makes it ideal for applications such as **Heavy Duty Vehicles** and **Automotive**.

- **Standard movements:** 1, 3, 4, 8
- **Lock Combinations:** 500-2000 (refer to sales dept. for A.C.E)
- **Standard finish:** Bright chrome
- **Fixing hole shape:** Double D
- **M Keyed system** supplied to order only
- **Dimension 'B' Specification:** See [Cams](#)

**Options**

| SKU  | Key Series | Combinations       | Body Length | Head Width | Head Height | Head Depth | Max Panel Thickness | Finish        | Cam Fixing | Housing Fixing | Version   |
|------|------------|--------------------|-------------|------------|-------------|------------|---------------------|---------------|------------|----------------|-----------|
| F430 | 2000 M     | 2000               | 19          | 24         | 24          | 6          | 10.0                | Bright Chrome | Nut        | Nut fixing     | Standard  |
| F431 | 2000 M     | 2000               | 19          | 24         | 24          | 6          | 10.0                | Bright Chrome | Nut        | Nut fixing     | Shuttered |
| F56  | 9000       | 500                | 19          | 24         | 24          | 5          | 14.0                | Bright Chrome | Nut        | Nut fixing     | Shuttered |
| F56  | 93EM       | 500                | 19          | 24         | 24          | 6          | 14.0                | Bright Chrome | Nut        | Nut fixing     | Shuttered |
| F6   | 93EM       | 500                | 19          | 24         | 24          | 6          | 14.0                | Bright Chrome | Nut        | Nut fixing     | Standard  |
| F6   | 9000 M     | 500                | 19          | 24         | 24          | 5          | 14.0                | Bright Chrome | Nut        | Nut fixing     | Standard  |
| F6A  | A.C.E.Y    | Contact sales dep. | 19          | 24         | 24          | 6          | 14.0                | Bright Chrome | Nut        | Nut fixing     | Standard  |

**Technical Drawing**


FIXING HOLE SIZE

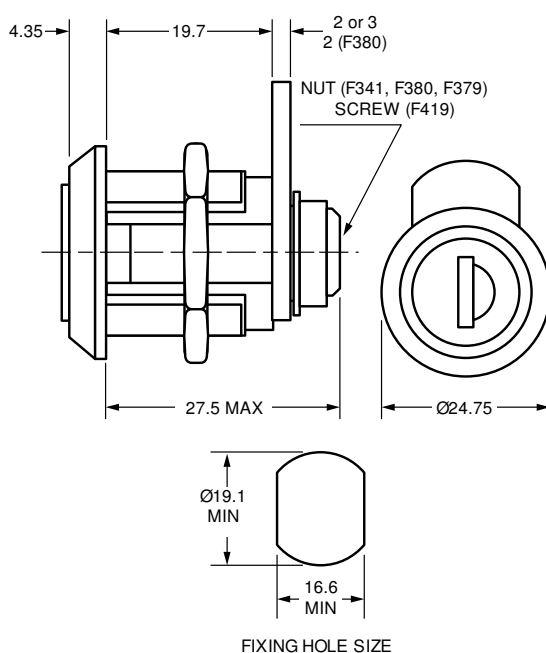
**19.7mm Camlock F341**
**Product Description**


A 19.7mm Camlock F341 available in Bright Chrome with or without dust cover. The barrel can also be assembled with a round gasket on request. An ideal camlock for many applications including **Postal** and **Wooden Office Furniture**.

- **Standard movements:** 1, 2, 3, 4, 8
- **Lock Combinations:** 500-2000
- **Standard finish:** Bright chrome
- **Fixing hole shape:** Double D
- **M** Keyed system supplied to order only

**Options**

| SKU  | Key Series | Combinations | Body Length | Head Width | Head Height | Head Depth | Max Panel Thickness | Cap        | Finish        | Cam Fixing     |
|------|------------|--------------|-------------|------------|-------------|------------|---------------------|------------|---------------|----------------|
| F341 | 9000 M     | 500          | 19.7        | 24.75      | 24.75       | 3.35       | 12.0                | Dust Cover | Bright Chrome | Nut            |
| F350 | 2000 M     | 2000         | 19.7        | 24.75      | 24.75       | 3.35       | 12.0                | Uncapped   | Bright Chrome | Nut            |
| F379 | 2000 M     | 2000         | 19.7        | 24.75      | 24.75       | 3.35       | 12.0                | Uncapped   | Bright Chrome | Nut            |
| F380 | 2000 M     | 2000         | 19.7        | 24.75      | 24.75       | 3.35       | 12.0                | Dust Cover | Bright Chrome | Nut            |
| F419 | 9000 M     | 500          | 19.7        | 24.75      | 24.75       | 3.35       | 12.0                | Dust Cover | Bright Chrome | Screw + Washer |

**Technical Drawing**


## 20/27.2mm Camlock 4239

## Product Description



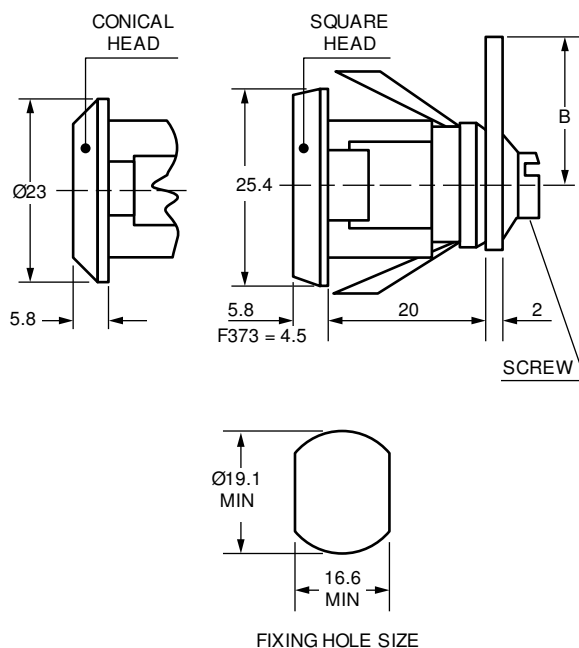
A 20/27.2mm Camlock 4239 available in Bright Chrome. An ideal camlock for many applications including **Medical Furniture** and **Cash Management**.


- **Standard movements:** 1, 3, 4
- **Lock Combinations:** 200-2000
- **Standard finish:** Bright chrome
- **Fixing hole shape:** Double D
- **M Keyed system** supplied to order only
- **Dimension 'B' Specification:** See [Cams](#)

## Options

| SKU  | Key Series | Combinations | Body Length | Head Width | Head Height | Head Depth | Max Panel Thickness | Housing Fixing | Head Shape | Finish        |
|------|------------|--------------|-------------|------------|-------------|------------|---------------------|----------------|------------|---------------|
| 4238 | 25-27 M    | 2000         | 20          | 23         | 23          | 5.8        | 3.0                 | Snap In Fix    | Conical    | Bright Chrome |
| 4239 | 25-27 M    | 2000         | 20          | 25.4       | 25.4        | 5.8        | 3.0                 | Snap In Fix    | Square     | Bright Chrome |
| F373 | 92 M       | 200          | 27.2        | 25.4       | 25.4        | 4.5        | 3.0                 | Snap In Fix    | Square     | Bright Chrome |


## Technical Drawing

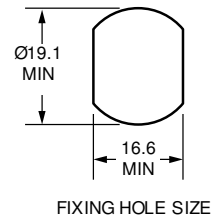
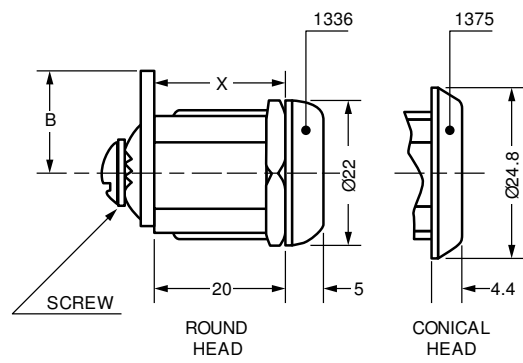



| 20mm Camlock 1336   | Product Description  |
|---|--|
|  | <p>A 20mm Camlock 1336 available in Bright Chrome or Nickel with a Stainless Steel Cap. An ideal camlock for many applications including <b>Heavy Duty Vehicles</b> and <b>Metal Office Furniture</b>.</p> <ul style="list-style-type: none"> <li>● <b>Standard movements:</b> 1, 2, 3, 4, 5, 6, 7 (F350 1, 2, 3, 4 &amp; 8)</li> <li>● <b>Lock Combinations:</b> 80-2000</li> <li>● <b>Standard finish:</b> Chrome</li> <li>● <b>Fixing hole shape:</b> Double D</li> <li>● <b>M Keyed system</b> supplied to order only</li> <li>● <b>Dimension 'B' &amp; 'X' Specification:</b> See <a href="#">Cams</a></li> </ul> |

| Options |            |              |             |            |             |            |                     |               |                |            |
|---------|------------|--------------|-------------|------------|-------------|------------|---------------------|---------------|----------------|------------|
| SKU     | Key Series | Combinations | Body Length | Head Width | Head Height | Head Depth | Max Panel Thickness | Finish        | Housing Fixing | Head Shape |
| 1336    | 92 M       | 200          | 20          | 22         | 22          | 5          |                     | Bright Chrome | Nut fixing     | Round      |
| 1337    | 92 M       | 200          | 20          | 22         | 22          | 5          |                     | Bright Chrome | Horseshoe clip | Round      |
| 1375    | 92 M       | 200          | 20          | 24.8       | 24.8        | 4.4        |                     | Chrome        | Nut fixing     | Conical    |
| 1376    | 92 M       | 200          | 20          | 24.8       | 24.8        | 4.4        |                     | Chrome        | Horseshoe clip | Conical    |
| 1436    | 95-97 M    | 2000         | 20          | 22         | 22          | 5          |                     | Bright Chrome | Nut fixing     | Round      |
| 1437    | 95-97 M    | 2000         | 20          | 22         | 22          | 5          |                     | Bright Chrome | Horseshoe clip | Round      |
| 1475    | 95-97 M    | 2000         | 20          | 24.8       | 24.8        | 4.4        |                     | Chrome        | Nut fixing     | Conical    |
| 1476    | 95-97 M    | 2000         | 20          | 24.8       | 24.8        | 4.4        |                     | Chrome        | Horseshoe clip | Conical    |
| 2724    | FS         | 80           | 20          | 24.8       | 24.8        | 4.4        |                     | Chrome        | Nut fixing     | Conical    |
| 3836    | 2000 M     | 2000         | 20          | 24.8       | 24.8        | 4.4        |                     | Chrome        | Nut fixing     | Conical    |
| 3837    | 2000 M     | 2000         | 20          | 24.8       | 24.8        | 4.4        |                     | Chrome        | Horseshoe clip | Conical    |
| 3875    | 2000 M     | 2000         | 20          | 24.8       | 24.8        | 4.4        |                     | Chrome        | Nut fixing     | Conical    |
| 3876    | 2000 M     | 2000         | 20          | 24.8       | 24.8        | 4.4        |                     | Chrome        | Horseshoe clip | Conical    |
| 4775    | 93EM       | 500          | 20          | 24.8       | 24.8        | 4.4        |                     | Chrome        | Nut fixing     | Conical    |
| 4776    | 93EM       | 500          | 20          | 24.8       | 24.8        | 4.4        |                     | Chrome        | Horseshoe clip | Conical    |
| F350    | 9000 M     | 500          | 20          | 24.8       | 24.8        | 4.4        |                     | Nickel        | Nut fixing     | Conical    |

## Technical Drawing




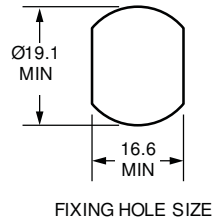
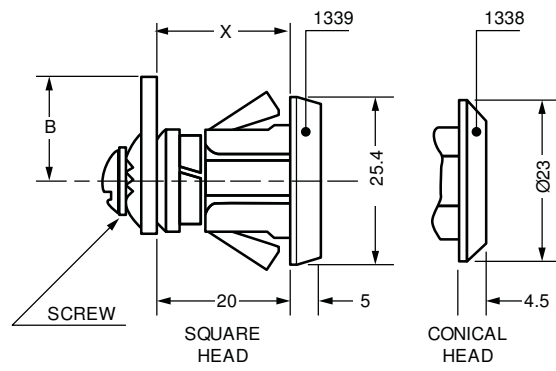


| 20mm Camlock 1339   | Product Description  |
|---|--|
|  | <p>A 20mm Camlock 1339 available in Bright Chrome with a Double D fixing hole shape. An ideal camlock for various applications including <b>Wooden Office Furniture</b> and <b>Cash Management</b>.</p> <ul style="list-style-type: none"> <li>● <b>Standard movements:</b> 1, 2, 3, 4, 8, 9</li> <li>● <b>Lock Combinations:</b> 200-2000</li> <li>● <b>Standard finish:</b> Bright chrome</li> <li>● <b>Fixing hole shape:</b> Double D</li> <li>● <b>M Keyed system</b> supplied to order only</li> <li>● <b>Dimension 'B' &amp; 'X' Specification:</b> See <a href="#">Cams</a></li> </ul> |

| Options |            |              |             |            |             |            |                     |                |               |            |            |
|---------|------------|--------------|-------------|------------|-------------|------------|---------------------|----------------|---------------|------------|------------|
| SKU     | Key Series | Combinations | Body Length | Head Width | Head Height | Head Depth | Max Panel Thickness | Housing Fixing | Finish        | Head Shape | Cam Fixing |
| 1338    | 92 M       | 200          | 20          | 23         | 23          | 4.5        |                     | Snap In Fix    | Bright Chrome | Conical    | Screw      |
| 1339    | 92 M       | 200          | 20          | 25.4       | 25.4        | 5          |                     | Snap In Fix    | Bright Chrome | Square     | Screw      |
| 1343    | 92 M       | 200          | 20          | 23         | 23          | 4.5        |                     | Horseshoe clip | Bright Chrome | Conical    | Screw      |
| 1344    | 92 M       | 200          | 20          | 25.4       | 25.4        | 5          |                     | Horseshoe clip | Bright Chrome | Square     | Screw      |
| 1438    | 95-97 M    | 2000         | 20          | 23         | 23          | 4.5        |                     | Snap In Fix    | Bright Chrome | Conical    | Screw      |
| 1439    | 95-97 M    | 2000         | 20          | 25.4       | 25.4        | 5          |                     | Snap In Fix    | Bright Chrome | Square     | Screw      |
| 1443    | 95-97 M    | 2000         | 20          | 23         | 23          | 4.5        |                     | Horseshoe clip | Bright Chrome | Conical    | Screw      |
| 1444    | 95-97 M    | 2000         | 20          | 25.4       | 25.4        | 5          |                     | Horseshoe clip | Bright Chrome | Square     | Screw      |
| 3838    | 2000 M     | 2000         | 20          | 23         | 23          | 4.5        |                     | Snap In Fix    | Bright Chrome | Conical    | Screw      |
| 3839    | 2000 M     | 2000         | 20          | 25.4       | 25.4        | 5          |                     | Snap In Fix    | Bright Chrome | Square     | Screw      |
| 3843    | 2000 M     | 2000         | 20          | 23         | 23          | 4.5        |                     | Horseshoe clip | Bright Chrome | Conical    | Screw      |
| 3844    | 2000 M     | 2000         | 20          | 25.4       | 25.4        | 5          |                     | Horseshoe clip | Bright Chrome | Square     | Screw      |
| 4601    | 89         | 200          | 20          | 23         | 23          | 4.5        |                     | Snap In Fix    | Bright Chrome | Conical    | Circlip    |
| 4738    | 93EM       | 500          | 20          | 23         | 23          | 4.5        |                     | Snap In Fix    | Bright Chrome | Conical    | Screw      |
| 4739    | 93EM       | 500          | 20          | 25.4       | 25.4        | 5          |                     | Snap In Fix    | Bright Chrome | Square     | Screw      |
| 4743    | 93EM       | 500          | 20          | 23         | 23          | 4.5        |                     | Horseshoe clip | Bright Chrome | Conical    | Screw      |
| 4744    | 93EM       | 500          | 20          | 25.4       | 25.4        | 5          |                     | Horseshoe clip | Bright Chrome | Square     | Screw      |

### Technical Drawing





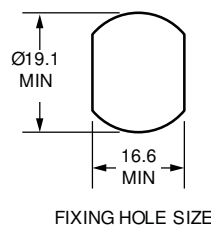
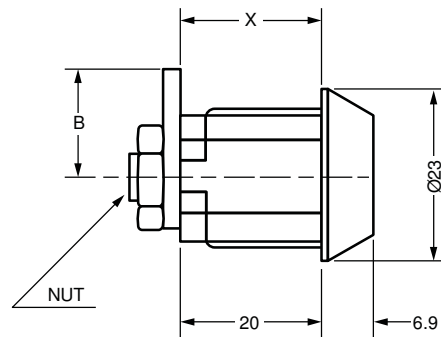
**20mm Camlock 2105**
**Product Description**


A 20mm Camlock 2105 available in Bright Chrome with a Double D fixing hole shape. An ideal camlock for many applications including **Medical Furniture**.


- **Standard movements:** 1, 2, 3, 4, 5, 6
- **Lock Combinations:** 2000
- **Standard finish:** Bright chrome
- **Fixing hole shape:** Double D
- **M Keyed system** supplied to order only
- **Dimension 'B' & 'X' Specification:** See [Cams](#)

**Options**

| SKU  | Key Series | Combinations | Body Length | Head Width | Head Height | Head Depth | Max Panel Thickness | Finish        | Housing Fixing |
|------|------------|--------------|-------------|------------|-------------|------------|---------------------|---------------|----------------|
| 2105 | 66-68 M    | 2000         | 20          | 23         | 23          | 6.9        |                     | Bright Chrome | Nut fixing     |
| 2107 | 66-68 M    | 2000         | 20          | 23         | 23          | 6.9        |                     | Bright Chrome | Horseshoe clip |
| 2131 | 81-83 M    | 2000         | 20          | 23         | 23          | 6.9        |                     | Bright Chrome | Nut fixing     |
| 2133 | 81-83 M    | 2000         | 20          | 23         | 23          | 6.9        |                     | Bright Chrome | Horseshoe clip |
| 2139 | 85-87 M    | 2000         | 20          | 23         | 23          | 6.9        |                     | Bright Chrome | Nut fixing     |
| 2141 | 85-87 M    | 2000         | 20          | 23         | 23          | 6.9        |                     | Bright Chrome | Horseshoe clip |

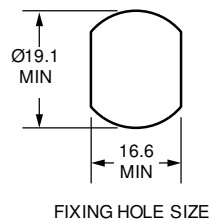
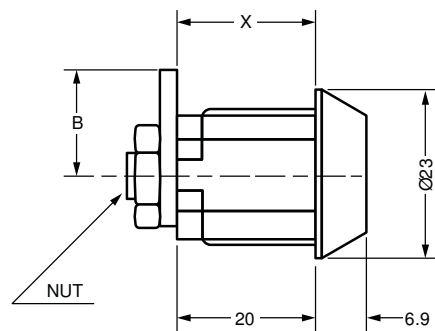
**Technical Drawing**




| 20mm Camlock 2106   | Product Description  |
|---|--|
|  | <p>A 20mm Camlock 2106 available in Bright Chrome with a Double D fixing hole shape. An ideal camlock for various applications including <b>Metal</b> and <b>Wooden Office Furniture</b>.</p> <ul style="list-style-type: none"> <li>● <b>Standard movements:</b> 1, 2, 3, 4, 5, 6</li> <li>● <b>Lock Combinations:</b> 2000</li> <li>● <b>Standard finish:</b> Bright chrome</li> <li>● <b>Fixing hole shape:</b> Double D</li> <li>● <b>M Keyed system</b> supplied to order only</li> <li>● <b>Dimension 'B' &amp; 'X' Specification:</b> See <a href="#">Cams</a></li> </ul> |

| Options |            |              |             |            |             |            |                     |               |                |
|---------|------------|--------------|-------------|------------|-------------|------------|---------------------|---------------|----------------|
| SKU     | Key Series | Combinations | Body Length | Head Width | Head Height | Head Depth | Max Panel Thickness | Finish        | Housing Fixing |
| 2106    | 66-68 M    | 2000         | 20          | 23         | 23          | 6.9        |                     | Bright Chrome | Nut fixing     |
| 2108    | 66-68 M    | 2000         | 20          | 23         | 23          | 6.9        |                     | Bright Chrome | Horseshoe clip |
| 2132    | 81-83 M    | 2000         | 20          | 23         | 23          | 6.9        |                     | Bright Chrome | Nut fixing     |
| 2134    | 81-83 M    | 2000         | 20          | 23         | 23          | 6.9        |                     | Bright Chrome | Horseshoe clip |
| 2140    | 85-87 M    | 2000         | 20          | 23         | 23          | 6.9        |                     | Bright Chrome | Nut fixing     |
| 2142    | 85-87 M    | 2000         | 20          | 23         | 23          | 6.9        |                     | Bright Chrome | Horseshoe clip |

### Technical Drawing



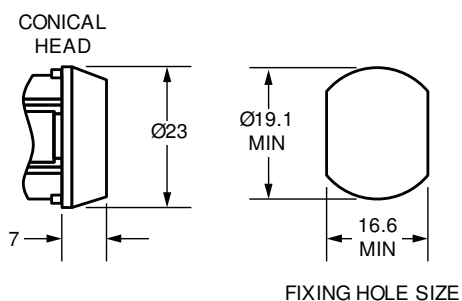
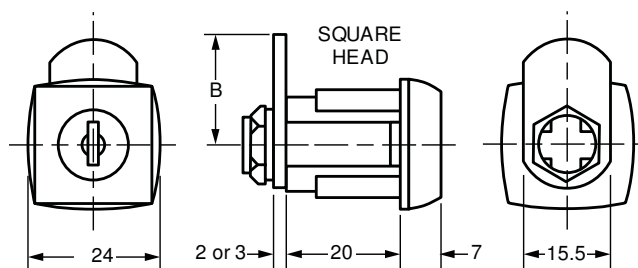
**20mm Camlock 0801**
**Product Description**


A 20mm Camlock 0801 available in Bright Chrome with a Double D hole fixing shape. The shuttered barrel on this Camlock can be passivated and greased for greater protection when used outdoors. This makes it ideal for applications such as **Automotive**, **Enclosures** and **Postal**.

- **Standard movements:** 1, 2, 3, 4
- **Lock Combinations:** 2000
- **Standard finish:** Bright chrome
- **Fixing hole shape:** Double D
- **M Keyed system** supplied to order only

**Options**

| SKU  | Key Series | Combinations | Body Length | Head Width | Head Height | Head Depth | Max Panel Thickness | Housing Fixing | Finish        | Version   | Head Shape |
|------|------------|--------------|-------------|------------|-------------|------------|---------------------|----------------|---------------|-----------|------------|
| 0801 | 45-47 M    | 2000         | 20          | 24         | 24          | 7          | 12.0                | Nut fixing     | Bright Chrome | Standard  | Square     |
| 0803 | 45-47 M    | 2000         | 20          | 24         | 24          | 7          | 12.0                | Horseshoe clip | Bright Chrome | Standard  | Square     |
| 0805 | 45-47 M    | 2000         | 20          | 23         | 23          | 7          | 12.0                | Nut fixing     | Bright Chrome | Standard  | Conical    |
| 0807 | 45-47 M    | 2000         | 20          | 23         | 23          | 7          | 12.0                | Horseshoe clip | Bright Chrome | Standard  | Conical    |
| 0851 | 45-47 M    | 2000         | 20          | 24         | 24          | 7          | 12.0                | Nut fixing     | Bright Chrome | Shuttered | Square     |
| 0853 | 45-47 M    | 2000         | 20          | 24         | 24          | 7          | 12.0                | Horseshoe clip | Bright Chrome | Shuttered | Square     |
| 0855 | 45-47 M    | 2000         | 20          | 23         | 23          | 7          | 12.0                | Nut fixing     | Bright Chrome | Shuttered | Conical    |
| 0857 | 45-47 M    | 2000         | 20          | 23         | 23          | 7          | 12.0                | Horseshoe clip | Bright Chrome | Shuttered | Conical    |

**Technical Drawing**


## 20mm Camlock 0802

## Product Description



A 20mm Camlock 0802 available in Bright Chrome. The shuttered barrel on this Camlock can be greased for greater protection when used outdoors. This makes it ideal for applications such as **Automotive**, **Enclosures** and **Postal**.

- **Standard movements:** 1, 2, 3, 4 (0802 8 only)
- **Lock Combinations:** 2000
- **Standard finish:** Bright chrome
- **M** Keyed system supplied to order only

| *Fixing Hole             | Nut Fixing           | Horsehoe Clip Fixing |
|--------------------------|----------------------|----------------------|
| <u>Standard Version</u>  |                      |                      |
| A                        | 0802 (0806)          | 0804 (0808)          |
| B                        | 0812 (0816)          | 0814 (0818)          |
| B                        | (4224) (4223) (F353) |                      |
| <u>Shuttered Version</u> |                      |                      |
| A                        | 0852** (0856)**      | 0854** (0858)        |
| B                        | 0862** (0866)**      | 0864** (0868)        |

\*For fixing hole shape & size please refer to technical drawing below

\*\* = Shuttered version

() = locks with a conical head

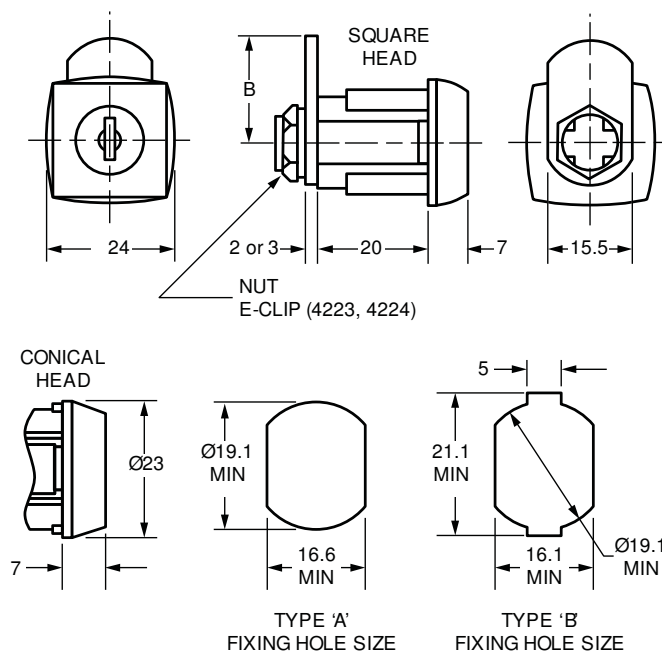
## Options

| SKU  | Key Series | Combinations | Body Length | Head Width | Head Height | Head Depth | Max Panel Thickness | Version   | Head Shape | Finish        | Housing Fixing | Cam Fixing |
|------|------------|--------------|-------------|------------|-------------|------------|---------------------|-----------|------------|---------------|----------------|------------|
| 0802 | 45-47 M    | 2000         | 20          | 24         | 24          | 7          | 12.0                | Standard  | Square     | Bright Chrome | Nut fixing     | Nut        |
| 0804 | 45-47 M    | 2000         | 20          | 24         | 24          | 7          | 12.0                | Standard  | Square     | Bright Chrome | Horseshoe clip | Nut        |
| 0806 | 45-47 M    | 2000         | 20          | 23         | 23          | 7          | 12.0                | Standard  | Conical    | Bright Chrome | Nut fixing     | Nut        |
| 0808 | 45-47 M    | 2000         | 20          | 23         | 23          | 7          | 12.0                | Standard  | Conical    | Bright Chrome | Horseshoe clip | Nut        |
| 0812 | 45-47 M    | 2000         | 20          | 24         | 24          | 7          | 12.0                | Standard  | Square     | Bright Chrome | Nut fixing     | Nut        |
| 0814 | 45-47 M    | 2000         | 20          | 24         | 24          | 7          | 12.0                | Standard  | Square     | Bright Chrome | Horseshoe clip | Nut        |
| 0816 | 45-47 M    | 2000         | 20          | 23         | 23          | 7          | 12.0                | Standard  | Conical    | Bright Chrome | Nut fixing     | Nut        |
| 0818 | 45-47 M    | 2000         | 20          | 23         | 23          | 7          | 12.0                | Standard  | Conical    | Bright Chrome | Horseshoe clip | Nut        |
| 0852 | 45-47 M    | 2000         | 20          | 24         | 24          | 7          | 12.0                | Shuttered | Square     | Bright Chrome | Nut fixing     | Nut        |
| 0854 | 45-47 M    | 2000         | 20          | 24         | 24          | 7          | 12.0                | Shuttered | Square     | Bright Chrome | Horseshoe clip | Nut        |
| 0856 | 45-47 M    | 2000         | 20          | 23         | 23          | 7          | 12.0                | Shuttered | Conical    | Bright Chrome | Nut fixing     | Nut        |
| 0858 | 45-47 M    | 2000         | 20          | 23         | 23          | 7          | 12.0                | Shuttered | Conical    | Bright Chrome | Horseshoe clip | Nut        |
| 0862 | 45-47 M    | 2000         | 20          | 24         | 24          | 7          | 12.0                | Shuttered | Square     | Bright Chrome | Nut fixing     | Nut        |
| 0864 | 45-47 M    | 2000         | 20          | 24         | 24          | 7          | 12.0                | Shuttered | Square     | Bright Chrome | Horseshoe clip | Nut        |
| 0866 | 45-47 M    | 2000         | 20          | 23         | 23          | 7          | 12.0                | Shuttered | Conical    | Bright Chrome | Nut fixing     | Nut        |
| 0868 | 45-47 M    | 2000         | 20          | 23         | 23          | 7          | 12.0                | Shuttered | Conical    | Bright Chrome | Horseshoe clip | Nut        |
| 4223 | 25-27 M    | 2000         | 20          | 23         | 23          | 7          | 12.0                | Standard  | Conical    | Bright Chrome | Nut fixing     | Eclip      |
| 4224 | 25-27 M    | 2000         | 20          | 23         | 23          | 7          | 12.0                | Standard  | Conical    | Bright Chrome | Nut fixing     | Eclip      |
| F353 | 25-27 M    | 2000         | 20          | 23         | 23          | 7          | 12.0                | Standard  | Conical    | Bright Chrome | Nut fixing     | Nut        |

Technical Drawing



A Lowe & Fletcher Group Company



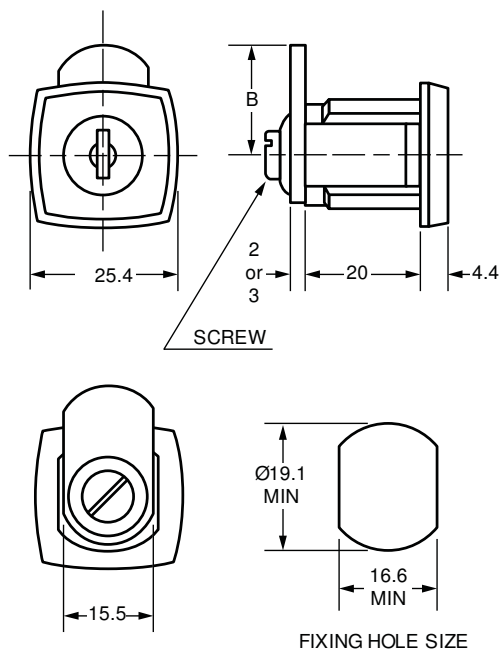
**20mm Camlock 1345**
**Product Description**


A 20mm Camlock 1345 available in Bright Chrome with a Double D fixing hole shape. An ideal camlock for numerous applications including **Heavy Duty Vehicles** and **Lockers**.

- **Standard movements:** 1, 2, 3, 4, 8, 9
- **Lock Combinations:** 200-2000
- **Standard finish:** Bright chrome
- **Fixing hole shape:** Double D
- **M Keyed system** supplied to order only
- **Dimension 'B' Specification:** See [Cams](#)

**Options**

| SKU  | Key Series | Combinations | Body Length | Head Width | Head Height | Head Depth | Max Panel Thickness | Housing Fixing | Finish        |
|------|------------|--------------|-------------|------------|-------------|------------|---------------------|----------------|---------------|
| 1345 | 92 M       | 200          | 20          | 25.4       | 25.4        | 4.4        | 12.0                | Nut fixing     | Bright Chrome |
| 1377 | 92 M       | 200          | 20          | 25.4       | 25.4        | 4.4        | 12.0                | Horseshoe clip | Bright Chrome |
| 1445 | 95-97 M    | 2000         | 20          | 25.4       | 25.4        | 4.4        | 12.0                | Nut fixing     | Bright Chrome |
| 3845 | 2000 M     | 2000         | 20          | 25.4       | 25.4        | 4.4        | 12.0                | Nut fixing     | Bright Chrome |
| 3877 | 2000 M     | 2000         | 20          | 25.4       | 25.4        | 4.4        | 12.0                | Horseshoe clip | Bright Chrome |
| 4745 | 93EM       | 500          | 20          | 25.4       | 25.4        | 4.4        | 12.0                | Nut fixing     | Bright Chrome |
| 4777 | 93EM       | 500          | 20          | 25.4       | 25.4        | 4.4        | 12.0                | Horseshoe clip | Bright Chrome |

**Technical Drawing**


**20mm Camlock 4202**
**Product Description**


A 20mm Camlock 4202 in Bright Chrome. These camlocks are equipped with an interchangeable barrel. The barrel is removable in the open position of the lock by use of a special key. This makes it an ideal camlock for numerous applications such as **Wooden** and **Metal Office Furniture**.

- **Standard movements:** 1, 2, 3, 4 (4212 moves 1, 3 only, 4215 & 4217 move 3 only)
- **Lock Combinations:** 2000
- **Standard finish:** Bright chrome
- **M Keyed system** supplied to order only
- **Dimension 'B' Specification:** See [Cams](#)

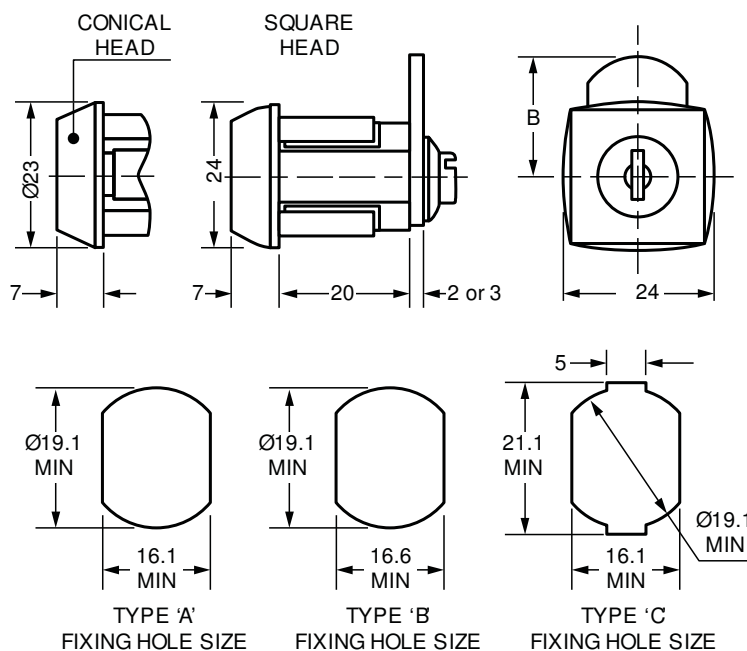
| *Fixing Hole                 | Nut Fixing  | Horseshoe Clip Fixing |
|------------------------------|-------------|-----------------------|
| A                            | 4202 (4206) | 4204 (4208)           |
| B                            | 4201 (4205) | 4203 (4207)           |
| C                            | 4212 (4216) | 4214 (4218)           |
| <u>With Removable Barrel</u> |             |                       |
| A                            | 4215        |                       |
| B                            | 4220        |                       |
| C                            | (4217)      |                       |

\*For fixing hole shape & size please refer to technical drawing below  
 ( ) = locks with a conical head

**Options**

| SKU  | Key Series | Combinations | Body Length | Head Width | Head Height | Head Depth | Max Panel Thickness | Finish        | Housing Fixing | Head Shape | Barrel               | Movement   |
|------|------------|--------------|-------------|------------|-------------|------------|---------------------|---------------|----------------|------------|----------------------|------------|
| 4201 | 25-27 M    | 2000         | 20          | 24         | 24          | 7          | 12.0                | Bright Chrome | Nut fixing     | Square     | Non Removable Barrel | (multiple) |
| 4202 | 25-27 M    | 2000         | 20          | 24         | 24          | 7          | 12.0                | Bright Chrome | Nut fixing     | Square     | Non Removable Barrel | (multiple) |
| 4203 | 25-27 M    | 2000         | 20          | 24         | 24          | 7          | 12.0                | Bright Chrome | Horseshoe clip | Square     | Non Removable Barrel | (multiple) |
| 4204 | 25-27 M    | 2000         | 20          | 24         | 24          | 7          | 12.0                | Bright Chrome | Horseshoe clip | Square     | Non Removable Barrel | (multiple) |
| 4205 | 25-27 M    | 2000         | 20          | 23         | 23          | 7          | 12.0                | Bright Chrome | Nut fixing     | Conical    | Non Removable Barrel | (multiple) |
| 4206 | 25-27 M    | 2000         | 20          | 23         | 23          | 7          | 12.0                | Bright Chrome | Nut fixing     | Conical    | Non Removable Barrel | (multiple) |
| 4207 | 25-27 M    | 2000         | 20          | 23         | 23          | 7          | 12.0                | Bright Chrome | Horseshoe clip | Conical    | Non Removable Barrel | (multiple) |
| 4208 | 25-27 M    | 2000         | 20          | 23         | 23          | 7          | 12.0                | Bright Chrome | Horseshoe clip | Conical    | Non Removable Barrel | (multiple) |
| 4212 | 25-27 M    | 2000         | 20          | 24         | 24          | 7          | 12.0                | Bright Chrome | Nut fixing     | Square     | Non Removable Barrel | (multiple) |
| 4214 | 25-27 M    | 2000         | 20          | 24         | 24          | 7          | 12.0                | Bright Chrome | Horseshoe clip | Square     | Non Removable Barrel | (multiple) |
| 4215 | 25-27 M    | 2000         | 20          | 24         | 24          | 7          | 12.0                | Bright Chrome | Nut fixing     | Square     | Removable Barrel     | 3          |
| 4216 | 25-27 M    | 2000         | 20          | 23         | 23          | 7          | 12.0                | Bright Chrome | Nut fixing     | Conical    | Non Removable Barrel | (multiple) |
| 4217 | 25-27 M    | 2000         | 20          | 23         | 23          | 7          | 12.0                | Bright Chrome | Nut fixing     | Conical    | Removable Barrel     | 3          |
| 4218 | 25-27 M    | 2000         | 20          | 23         | 23          | 7          | 12.0                | Bright Chrome | Horseshoe clip | Conical    | Non Removable Barrel | (multiple) |
| 4220 | 25-27 M    | 2000         | 20          | 24         | 24          | 7          | 12.0                | Bright Chrome | Nut fixing     | Square     | Removable Barrel     | (multiple) |

#### Technical Drawing





## 20.3mm Camlock F344

## Product Description



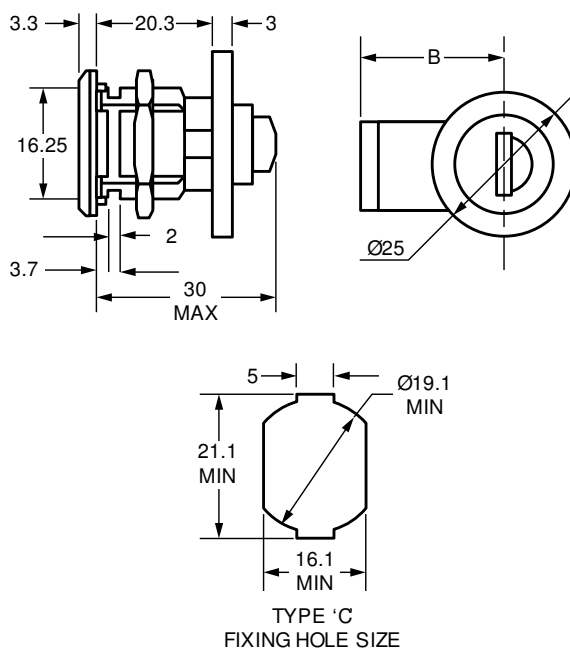
A 20.3mm Camlock F344 available in Olive Drab Housing and Stainless Steel Cap. Barrel is assembled with an 'O' ring and greased making it an ideal camlock for numerous applications including **Postal** and **Enclosures**.


- **Standard movements:** 1, 3
- **Lock Combinations:** 2000
- **Standard finish:** Olive drab housing with stainless steel cap
- **Fixing hole shape:** Double D with notches
- **M Keyed system** supplied to order only
- **Hole fixing:** Horseshoe clip or nut fixing
- **Dimension 'B' Specification:** See [Cams](#)

## Options

| SKU  | Key Series | Combinations | Body Length | Head Width | Head Height | Head Depth | Max Panel Thickness | Cam Fixing     | Finish     | Cap    |
|------|------------|--------------|-------------|------------|-------------|------------|---------------------|----------------|------------|--------|
| F126 | 9000       | 500          | 20          | 25         | 25          | 3          | 1.3 - 10.0          | Screw + Washer | Olive Drab | Capped |
| F344 | 2000 M     | 2000         | 20.3        | 25         | 25          | 3.3        | 1.22-1.63           | Screw + Washer | Olive Drab | Capped |

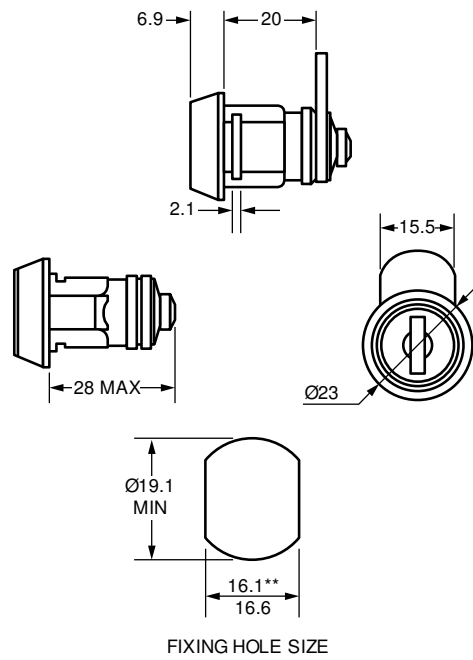
## Technical Drawing



| 20mm Camlock 3811   | Product Description  |             |               |                     |                         |      |      |      |      |      |      |      |      |      |      |      |      |  |      |  |      |  |
|---|--|-------------|---------------|---------------------|-------------------------|------|------|------|------|------|------|------|------|------|------|------|------|--|------|--|------|--|
|  | <p>A 20mm Camlock 3811 in Olive Drab. These camlocks are available capped, uncapped or with a dust cover and the barrel can be assembled with an "O" ring on request. An ideal camlock for various applications including <b>Enclosures</b> and <b>Postal</b>.</p> <ul style="list-style-type: none"> <li>● <b>Standard movements:</b> 3, 4, 8, 9</li> <li>● <b>Lock Combinations:</b> 2000 (*500 combinations for movements 8, 9 (see DETAILS))</li> <li>● <b>Standard finish:</b> Olive drab</li> <li>● <b>Fixing hole shape:</b> Double D</li> <li>● <b>Max panel thickness:</b> 9mm Max. 0.5-0.8mm with clip 9106401 or 1.5-1.83mm with clip 9106501</li> <li>● <b>M Keyed system</b> supplied to order only</li> <li>● <b>Comprehensive range of Cams and Accessories available:</b> See <a href="#">Technical Information</a></li> </ul> |             |               |                     |                         |      |      |      |      |      |      |      |      |      |      |      |      |  |      |  |      |  |
|   | <table> <tr> <td><b>*500</b></td><td><b>**16.1</b></td></tr> <tr> <td><b>Combinations</b></td><td><b>Fixing Hole Size</b></td></tr> <tr><td>3814</td><td>3811</td></tr> <tr><td>3824</td><td>3812</td></tr> <tr><td>3815</td><td>3813</td></tr> <tr><td>3825</td><td>3814</td></tr> <tr><td>3816</td><td>3815</td></tr> <tr><td>3826</td><td>3816</td></tr> <tr><td></td><td>3817</td></tr> <tr><td></td><td>3818</td></tr> <tr><td></td><td>3819</td></tr> </table>   | <b>*500</b> | <b>**16.1</b> | <b>Combinations</b> | <b>Fixing Hole Size</b> | 3814 | 3811 | 3824 | 3812 | 3815 | 3813 | 3825 | 3814 | 3816 | 3815 | 3826 | 3816 |  | 3817 |  | 3818 |  |
| <b>*500</b>   | <b>**16.1</b>  |             |               |                     |                         |      |      |      |      |      |      |      |      |      |      |      |      |  |      |  |      |  |
| <b>Combinations</b>   | <b>Fixing Hole Size</b>  |             |               |                     |                         |      |      |      |      |      |      |      |      |      |      |      |      |  |      |  |      |  |
| 3814  | 3811   |             |               |                     |                         |      |      |      |      |      |      |      |      |      |      |      |      |  |      |  |      |  |
| 3824  | 3812   |             |               |                     |                         |      |      |      |      |      |      |      |      |      |      |      |      |  |      |  |      |  |
| 3815  | 3813   |             |               |                     |                         |      |      |      |      |      |      |      |      |      |      |      |      |  |      |  |      |  |
| 3825  | 3814   |             |               |                     |                         |      |      |      |      |      |      |      |      |      |      |      |      |  |      |  |      |  |
| 3816  | 3815   |             |               |                     |                         |      |      |      |      |      |      |      |      |      |      |      |      |  |      |  |      |  |
| 3826  | 3816   |             |               |                     |                         |      |      |      |      |      |      |      |      |      |      |      |      |  |      |  |      |  |
|   | 3817   |             |               |                     |                         |      |      |      |      |      |      |      |      |      |      |      |      |  |      |  |      |  |
|   | 3818   |             |               |                     |                         |      |      |      |      |      |      |      |      |      |      |      |      |  |      |  |      |  |
|   | 3819   |             |               |                     |                         |      |      |      |      |      |      |      |      |      |      |      |      |  |      |  |      |  |

| Options |            |              |             |            |             |            |                     |            |                |            |
|---------|------------|--------------|-------------|------------|-------------|------------|---------------------|------------|----------------|------------|
| SKU     | Key Series | Combinations | Body Length | Head Width | Head Height | Head Depth | Max Panel Thickness | Cap        | Housing Fixing | Finish     |
| 3811    | 2000 M     | 2000         | 20          | 23         | 23          | 6.9        | 9.0                 | Capped     | Nut fixing     | Olive Drab |
| 3812    | 2000 M     | 2000         | 20          | 23         | 23          | 6.9        | 9.0                 | Dust Cover | Nut fixing     | Olive Drab |
| 3813    | 2000 M     | 2000         | 20          | 23         | 23          | 6.9        | 9.0                 | Uncapped   | Nut fixing     | Olive Drab |
| 3814    | 2000 M     | 2000         | 20          | 23         | 23          | 6.9        | 0.5-0.8/1.5-1.83    | Capped     | Horseshoe clip | Olive Drab |
| 3815    | 2000 M     | 2000         | 20          | 23         | 23          | 6.9        | 0.5-0.8/1.5-1.83    | Dust Cover | Horseshoe clip | Olive Drab |
| 3816    | 2000 M     | 2000         | 20          | 23         | 23          | 6.9        | 0.5-0.8/1.5-1.83    | Uncapped   | Horseshoe clip | Olive Drab |
| 3817    | 2000 M     | 2000         | 20          | 23         | 23          | 6.9        | 0.5-0.8/1.5-1.83    | Capped     | Snap In Fix    | Olive Drab |
| 3818    | 2000 M     | 2000         | 20          | 23         | 23          | 6.9        | 0.5-0.8/1.5-1.83    | Dust Cover | Snap In Fix    | Olive Drab |
| 3819    | 2000 M     | 2000         | 20          | 23         | 23          | 6.9        | 0.5-0.8/1.5-1.83    | Uncapped   | Snap In Fix    | Olive Drab |
| 3821    | 2000 M     | 2000         | 20          | 23         | 23          | 6.9        | 9.0                 | Capped     | Nut fixing     | Olive Drab |
| 3822    | 2000 M     | 2000         | 20          | 23         | 23          | 6.9        | 9.0                 | Dust Cover | Nut fixing     | Olive Drab |
| 3823    | 2000 M     | 2000         | 20          | 23         | 23          | 6.9        | 9.0                 | Uncapped   | Nut fixing     | Olive Drab |
| 3824    | 2000 M     | 2000         | 20          | 23         | 23          | 6.9        | 0.5-0.8/1.5-1.83    | Capped     | Horseshoe clip | Olive Drab |
| 3825    | 2000 M     | 2000         | 20          | 23         | 23          | 6.9        | 0.5-0.8/1.5-1.83    | Dust Cover | Horseshoe clip | Olive Drab |
| 3826    | 2000 M     | 2000         | 20          | 23         | 23          | 6.9        | 0.5-0.8/1.5-1.83    | Uncapped   | Horseshoe clip | Olive Drab |
| 3827    | 2000 M     | 2000         | 20          | 23         | 23          | 6.9        | 0.5-0.8/1.5-1.83    | Capped     | Snap In Fix    | Olive Drab |
| 3828    | 2000 M     | 2000         | 20          | 23         | 23          | 6.9        | 0.5-0.8/1.5-1.83    | Dust Cover | Snap In Fix    | Olive Drab |
| 3829    | 2000 M     | 2000         | 20          | 23         | 23          | 6.9        | 0.5-0.8/1.5-1.83    | Uncapped   | Snap In Fix    | Olive Drab |

| Technical Drawing |
|-------------------|
|                   |



## 20mm Camlock 4795

## Product Description



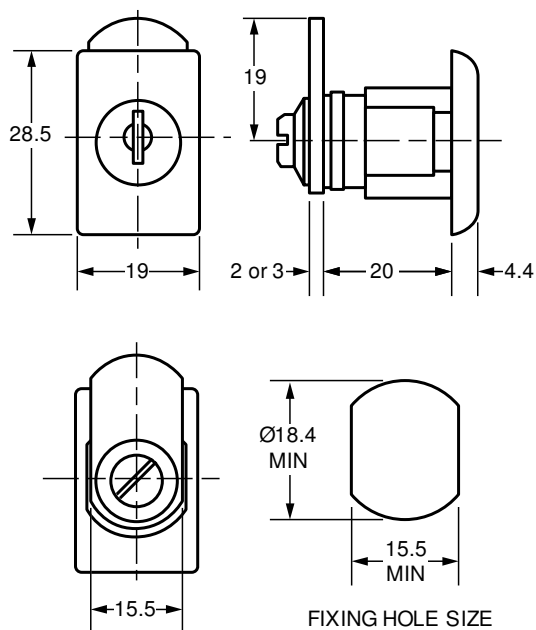
A 20mm Camlock 4795 available in Satin Nickel. An ideal camlock for various applications including **Lockers** and **Automotive**.

- **Standard movements:** 1, 2, 3, 4, 8
- **Lock Combinations:** 500-2000
- **Standard finish:** Satin nickel
- **Fixing hole shape:** Double D
- **M Keyed system** supplied to order only
- **Comprehensive range of Cams** available: See [Cams](#)

## Options

| SKU  | Key Series | Combinations | Body Length | Head Width | Head Height | Head Depth | Max Panel Thickness | Housing Fixing | Finish       |
|------|------------|--------------|-------------|------------|-------------|------------|---------------------|----------------|--------------|
| 3895 | 2000 M     | 2000         | 20          | 19         | 28.5        | 4.4        | 3.0                 | Snap In Fix    | Satin Nickel |
| 4795 | 93 M       | 500          | 20          | 19         | 28.5        | 4.4        | 3.0                 | Snap In Fix    | Satin Nickel |

## Technical Drawing



## 20mm Camlock B505

## Product Description



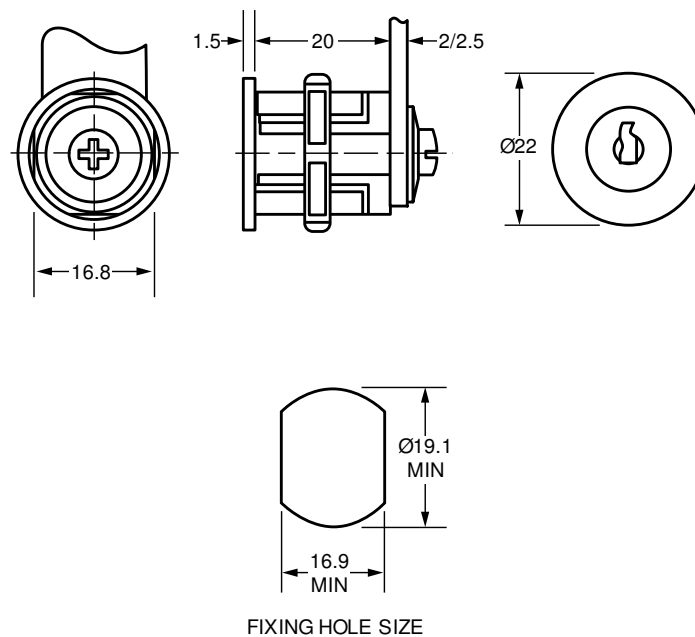
A 20mm Camlock B505 available in Bright Chrome with a Double D fixing hole shape. An ideal camlock for many applications including **Heavy Duty Vehicles** and **Cash Management**.

- **Standard movements:** 8
- **Lock Combinations:** 200
- **Standard finish:** Bright chrome
- **Fixing hole shape:** Double D

## Options

| SKU  | Key Series | Combinations | Body Length | Head Width | Head Height | Head Depth | Max Panel Thickness | Finish        | Housing Fixing | Movement |
|------|------------|--------------|-------------|------------|-------------|------------|---------------------|---------------|----------------|----------|
| B505 | 2D         | 200          | 20          | 22         | 22          | 1.5        |                     | Bright Chrome | Nut fixing     | 8        |

## Technical Drawing



## 20mm Camlock 0902

## Product Description

A 20mm Camlock 0902 in Bright Chrome. This is an Upper Grade Lock that can be equipped with an internal 'O' ring where required. The shuttered barrels can also be greased to provide greater protection when used outdoors. This high security lock is ideal for use applications such as **Cash Management, Heavy Duty Vehicles and Enclosures.**

- **Standard movements:** 1, 2, 3, 4 (8 & 9 only with nut fixing or horseshoe clip across the round sides of the housing)
- **Lock Combinations:** 10000
- **Standard finish:** Bright chrome

| *Fixing Hole             | Nut Fixing                      | Horseshoe Clip Fixing |
|--------------------------|---------------------------------|-----------------------|
| <u>Standard Version</u>  |                                 |                       |
| A                        | 0902 (0906)                     | 0904 (0908)           |
| C                        | 0912 (0916)                     | 0914 (0918)           |
| C                        | (0900) Housing with plastic cap |                       |
| B                        | 0901 (0905)                     | 0903 (0907)           |
| <u>Shuttered Version</u> |                                 |                       |
| A                        | 0952** (0956)**                 | 0954** (0958)         |
| C                        | 0962** (0966)**                 | 0964** (0968)         |
| B                        | 0951** (0955)**                 | 0953** (0957)         |

\*For fixing hole shape & size please refer to technical drawing below

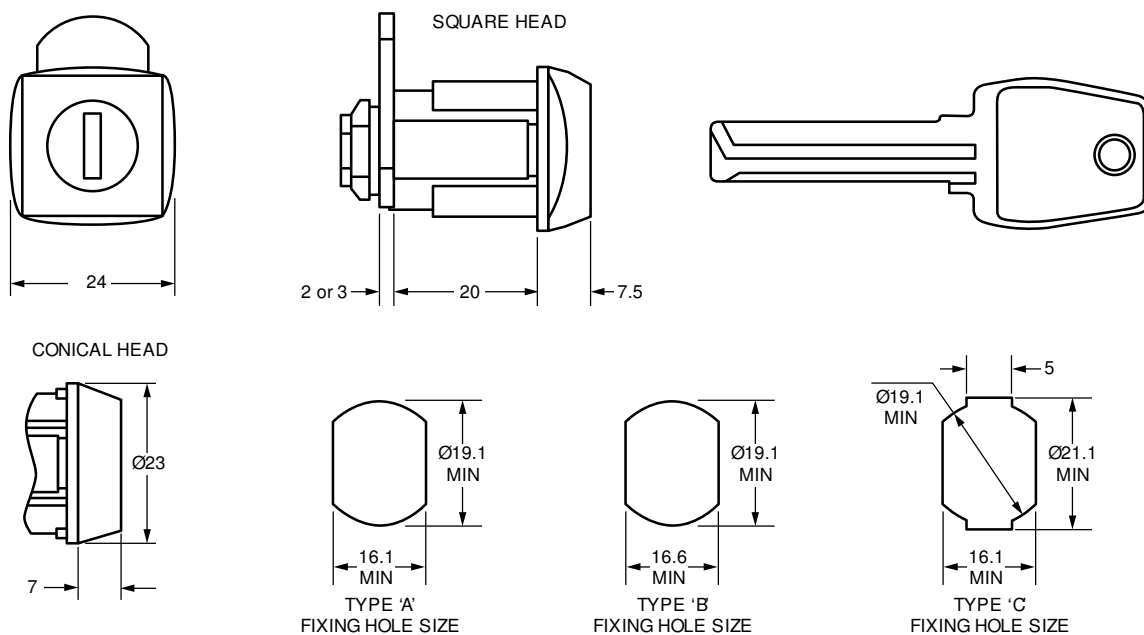
\*\* = Shuttered version

() = locks with a conical head

## Options

| SKU  | Key Series | Combinations | Body Length | Head Width | Head Height | Head Depth | Max Panel Thickness | Version   | Head Shape | Housing Fixing | Finish        |
|------|------------|--------------|-------------|------------|-------------|------------|---------------------|-----------|------------|----------------|---------------|
| 0900 | UGL        | 10000        | 20          | 23         | 23          | 7          | 12.0                | Standard  | Conical    | Nut fixing     | Bright Chrome |
| 0901 | UGL        | 10000        | 20          | 24         | 24          | 7.5        | 12.0                | Standard  | Square     | Nut fixing     | Bright Chrome |
| 0902 | UGL        | 10000        | 20          | 24         | 24          | 7.5        | 12.0                | Standard  | Square     | Nut fixing     | Bright Chrome |
| 0903 | UGL        | 10000        | 20          | 24         | 24          | 7.5        | 12.0                | Standard  | Square     | Horseshoe clip | Bright Chrome |
| 0904 | UGL        | 10000        | 20          | 24         | 24          | 7.5        | 12.0                | Standard  | Square     | Horseshoe clip | Bright Chrome |
| 0905 | UGL        | 10000        | 20          | 23         | 23          | 7          | 12.0                | Standard  | Conical    | Nut fixing     | Bright Chrome |
| 0906 | UGL        | 10000        | 20          | 23         | 23          | 7          | 12.0                | Standard  | Conical    | Nut fixing     | Bright Chrome |
| 0907 | UGL        | 10000        | 20          | 23         | 23          | 7          | 12.0                | Standard  | Conical    | Horseshoe clip | Bright Chrome |
| 0908 | UGL        | 10000        | 20          | 23         | 23          | 7          | 12.0                | Standard  | Conical    | Horseshoe clip | Bright Chrome |
| 0912 | UGL        | 10000        | 20          | 24         | 24          | 7.5        | 12.0                | Standard  | Square     | Nut fixing     | Bright Chrome |
| 0914 | UGL        | 10000        | 20          | 24         | 24          | 7.5        | 12.0                | Standard  | Square     | Horseshoe clip | Bright Chrome |
| 0916 | UGL        | 10000        | 20          | 23         | 23          | 7          | 12.0                | Standard  | Conical    | Nut fixing     | Bright Chrome |
| 0918 | UGL        | 10000        | 20          | 23         | 23          | 7          | 12.0                | Standard  | Conical    | Horseshoe clip | Bright Chrome |
| 0951 | UGL        | 10000        | 20          | 24         | 24          | 7.5        | 12.0                | Shuttered | Square     | Nut fixing     | Bright Chrome |
| 0952 | UGL        | 10000        | 20          | 24         | 24          | 7.5        | 12.0                | Shuttered | Square     | Nut fixing     | Bright Chrome |
| 0953 | UGL        | 10000        | 20          | 24         | 24          | 7.5        | 12.0                | Shuttered | Square     | Horseshoe clip | Bright Chrome |
| 0954 | UGL        | 10000        | 20          | 24         | 24          | 7.5        | 12.0                | Shuttered | Square     | Horseshoe clip | Bright Chrome |
| 0955 | UGL        | 10000        | 20          | 23         | 23          | 7          | 12.0                | Shuttered | Conical    | Nut fixing     | Bright Chrome |
| 0956 | UGL        | 10000        | 20          | 23         | 23          | 7          | 12.0                | Shuttered | Conical    | Nut fixing     | Bright Chrome |
| 0957 | UGL        | 10000        | 20          | 23         | 23          | 7          | 12.0                | Shuttered | Conical    | Horseshoe clip | Bright Chrome |
| 0958 | UGL        | 10000        | 20          | 23         | 23          | 7          | 12.0                | Shuttered | Conical    | Horseshoe clip | Bright Chrome |
| 0962 | UGL        | 10000        | 20          | 24         | 24          | 7.5        | 12.0                | Shuttered | Square     | Nut fixing     | Bright Chrome |
| 0964 | UGL        | 10000        | 20          | 24         | 24          | 7.5        | 12.0                | Shuttered | Square     | Horseshoe clip | Bright Chrome |
| 0966 | UGL        | 10000        | 20          | 23         | 23          | 7          | 12.0                | Shuttered | Conical    | Nut fixing     | Bright Chrome |
| 0968 | UGL        | 10000        | 20          | 23         | 23          | 7          | 12.0                | Shuttered | Conical    | Horseshoe clip | Bright Chrome |

#### Technical Drawing



A Lowe & Fletcher Group Company

## 18.3mm Camlock C333

## Product Description



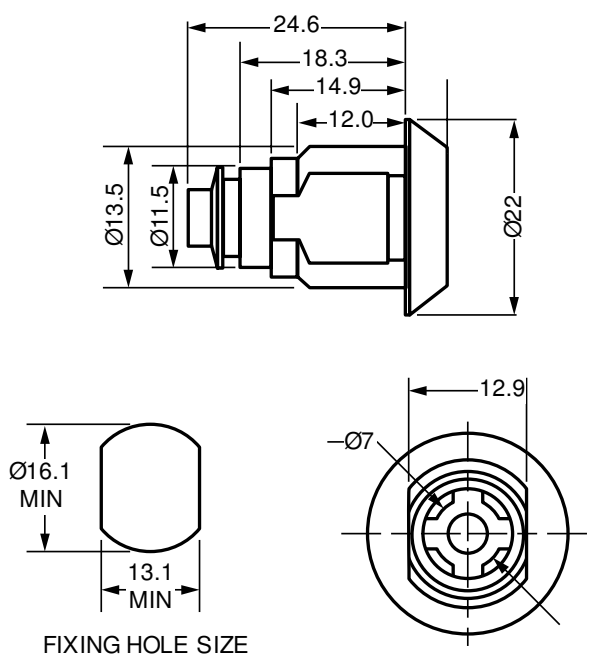
A 18.3mm Camlock C333 available in Satin Chrome with standard mini cam piercing. An ideal camlock for numerous applications including **Cash Management** and **Medical Furniture**.

- **Standard movements:** 03
- **Lock Combinations:** 500
- **Standard finish:** Satin chrome
- **Comprehensive range of Cams available:** See [Cams](#)

## Options

| SKU  | Key Series | Combinations | Body Length | Head Width | Head Height | Head Depth | Max Panel Thickness | Movement | Finish       |
|------|------------|--------------|-------------|------------|-------------|------------|---------------------|----------|--------------|
| C333 | 18 M       | 500          | 18.3        | 22         | 22          | 0          |                     | 3        | Satin Chrome |

## Technical Drawing





## 15.8mm Camlock C146

## Product Description



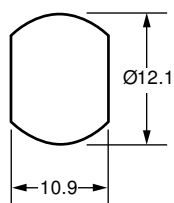
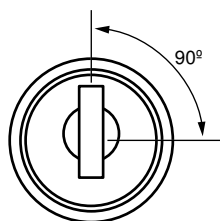
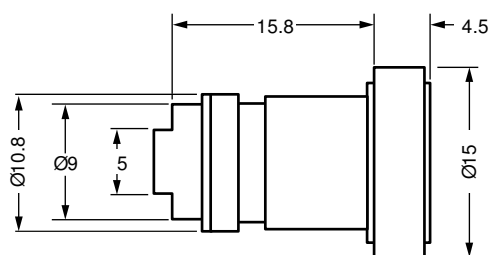
A 15.8mm Camlock C146 available in Bright Nickel. With a special fixing hole size and cam piercing, this is an ideal camlock for various applications including **Metal** and **Wooden Office Furniture**.

- **Standard movements:** 08
- **Lock Combinations:** 200
- **Standard finish:** Bright nickel
- **M Keyed system** supplied to order only
- **Special fixing hole size:** 10.9 x 12.1mm
- **Special cam piercing:** Square 5mm
- **Comprehensive range of Cams available:** See [Cams](#)

## Options

| SKU  | Key Series | Combinations | Body Length | Head Width | Head Height | Head Depth | Max Panel Thickness | Finish        | Movement | Cam Fixing |
|------|------------|--------------|-------------|------------|-------------|------------|---------------------|---------------|----------|------------|
| C146 | 800 M      | 200          | 15.8        | 25         | 25          | 4.5        |                     | Bright Nickel | 8        | Screw      |

## Technical Drawing



FIXING HOLE SIZE

## 19.9mm Camlock C585

## Product Description



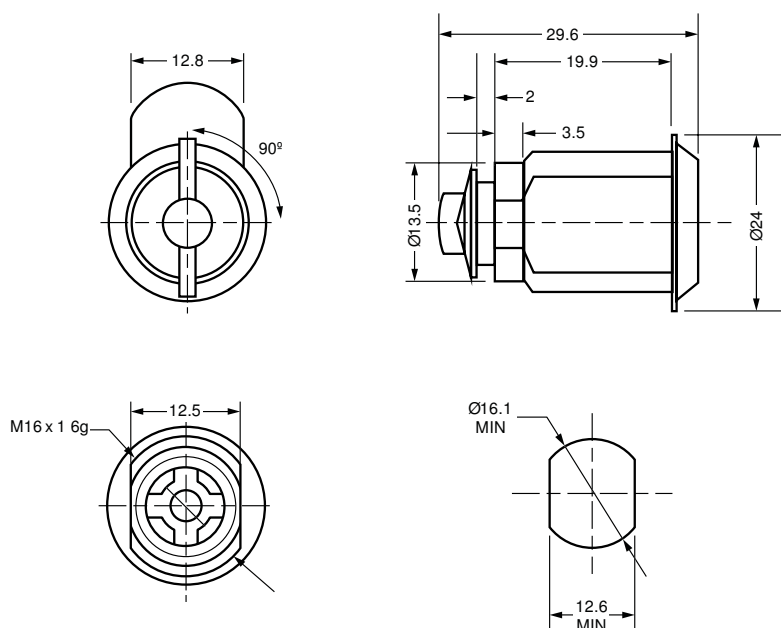
A 19.9mm Camlock C585 available in Nickel. This camlock has a special fixing hole size to suit Italian Giussani size 12,6 x 16,1mm.

- **Standard movements:** 01
- **Lock Combinations:** 200 (500 available on request)
- **Standard finish:** Nickel

## Options

| SKU  | Key Series | Combinations | Body Length | Head Width | Head Height | Head Depth | Max Panel Thickness | Movement | Finish |
|------|------------|--------------|-------------|------------|-------------|------------|---------------------|----------|--------|
| C585 | 800 M      | 200          | 19.9        | 22         | 22          | 0          |                     | 1        | Nickel |

## Technical Drawing



## 20mm Camlock F727



## Product Description

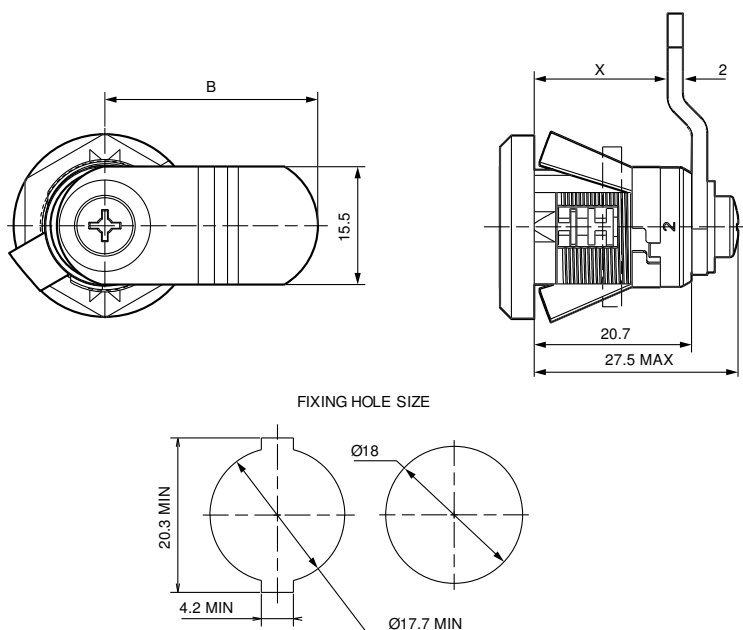
A 20mm Camlock F727 available Chrome plated. This camlock is ideal for applications such as **Cash Management** and **Lockers**.

- **Standard movements:** 3
- **Lock Combinations:** 500
- **Standard finish:** Chrome plated
- **Fixing hole shape:** Round with notches
- **Housing fixing:** Clip or Nut
- **Panel thickness:** 06. – 2.7mm with Clip; 3.0 – 10.0mm with Nut
- **M Keyed system** supplied to order only
- F727 suitable with 'M' type cam
- F761 suitable with '6' type cam

## Options

| SKU  | Key Series | Combinations | Body Length | Head Width | Head Height | Head Depth | Max Panel Thickness | Finish | Movement |
|------|------------|--------------|-------------|------------|-------------|------------|---------------------|--------|----------|
| F727 | 9000 M     | 500          | 20          | 24         | 24          | 4.5        |                     | Chrome | 3        |
| F761 | 9000 M     | 500          | 20          | 24         | 24          | 4.5        |                     | Chrome | 3        |

## Technical Drawing



## 25.4mm Camlock C586

## Product Description

A 25.4mm Camlock C586 available in Nickel. This camlock has a special fixing hole size to suit Italian Giussani size 12,6 x 16,1mm.

- **Standard movements:** 01
- **Lock Combinations:** 200 (500 available on request)
- **Standard finish:** Nickel
- **M** Keyed system supplied to order only
- **Comprehensive range of Cams available:** See [Cams](#)

## Options

| SKU  | Key Series | Combinations | Body Length | Head Width | Head Height | Head Depth | Max Panel Thickness | Movement | Finish |
|------|------------|--------------|-------------|------------|-------------|------------|---------------------|----------|--------|
| C586 | 800 M      | 200          | 20          | 18         | 18          | 5.4        |                     | 1        | Nickel |

**20mm Camlock C702**
**Product Description**


A 20mm Camlock C702 in black plastic. This makes it an ideal camlock for various applications including **Enclosures** and **Automotive**.

- **Standard movements:** 1, 2, 3
- **Lock Combinations:** 2000
- **Standard finish:** Electroplated with black plastic
- **Fixing hole shape:** Double D
- **M Keyed system** supplied to order only

| Key Series            | Lock Combinations | Standard Movements | Key Combinations     | Max Panel Thickness | Milling 'X' | Panel Fixing | Key Head Shape | Lock Finish (electroplated coating) |
|-----------------------|-------------------|--------------------|----------------------|---------------------|-------------|--------------|----------------|-------------------------------------|
| 25/27<br>Double entry | 2000              | 1; 2; 3            | KTP;<br>KTD;<br>KTDS | 12mm                | 02          | Nut; clip    | 1              | Black plastic                       |

M – Master Key System is supplied to order only.

**Options**

| SKU  | Key Series | Combinations | Body Length | Head Width | Head Height | Head Depth | Max Panel Thickness | Cam Fixing |
|------|------------|--------------|-------------|------------|-------------|------------|---------------------|------------|
| C702 | 25/27      | 2000         | 20          | 23         | 23          | 6.9        | 12.0                | Nut        |

**20mm Camlock D091**
**Product Description**


A 20mm Camlock D091 available in Nickel (Chrome on special request) with a Double D fixing hole shape. This camlock has a teardrop shaped head which can be manufactured with the customers' logo on the front.

- **Standard movements:** 1, 3
- **Lock Combinations:** 2000
- **Standard finish:** Nickel or Chrome
- **Fixing hole shape:** Double D
- **M** Keyed system supplied to order only

| Key Series        | Lock Combinations | Standard Movements | Key Combinations     | Max Panel Thickness | Milling 'X' | Panel Fixing | Key Head Shape | Lock Finish (electroplated coating)        |
|-------------------|-------------------|--------------------|----------------------|---------------------|-------------|--------------|----------------|--|
| K<br>Double entry | 2000              | 1; 3               | KTP;<br>KTD;<br>KTDS | 12mm                | 02          | Nut; clip    | 6              | 7 – standard nickel<br>2 – chrome to order |

M – Master Key System is supplied to order only.

**Options**

| SKU  | Key Series | Combinations | Body Length | Head Width | Head Height | Head Depth | Max Panel Thickness | Finish |
|------|------------|--------------|-------------|------------|-------------|------------|---------------------|--------|
| D091 | K          | 2000         | 20          | 26         | 36.5        | 4          | 12.0                | Nickel |

## 20mm Camlock F403

## Product Description



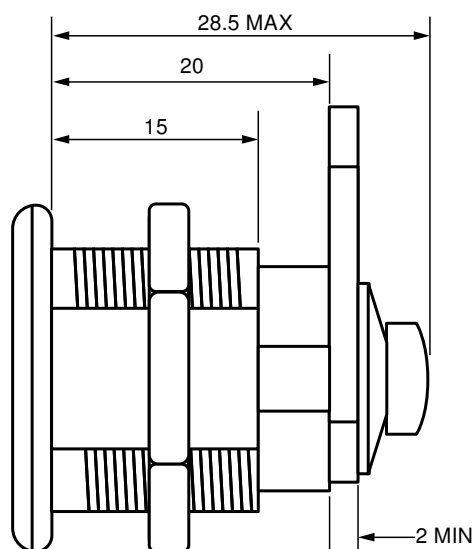
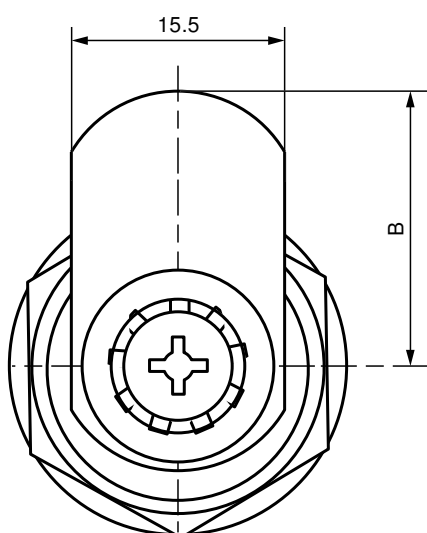
A 20mm Camlock F403 available with a Stainless Steel Cap. An ideal camlock for many applications including **Heavy Duty Vehicles** and **Metal Office Furniture**.

- **Standard movements:** 1, 2, 3
- **Lock Combinations:** 2000
- **Fixing hole shape:** Special with Anti-Turn Lugs (see technical drawing)
- **M** Keyed system supplied to order only

## Options

| SKU  | Key Series | Combinations | Body Length | Head Width | Head Height | Head Depth | Max Panel Thickness |
|------|------------|--------------|-------------|------------|-------------|------------|---------------------|
| F403 | 2000 M     | 2000         | 20          | 25         | 25          | 3          | 1.3 - 10.0          |

## Technical Drawing



## 17mm Camlock F759

## Product Description




A 17mm Camlock F759 available in Bright or Satin Chrome. This lock is ideal for various applications including **Postal**.


- **Standard movements:** 3 (other on request)
- **Lock Combinations:** 2000
- **Standard finish:** Bright or Satin chrome
- **M** Keyed system supplied to order only

## Options

| SKU  | Key Series | Combinations | Body Length | Head Width | Head Height | Head Depth | Max Panel Thickness | Housing Fixing | Movement |
|------|------------|--------------|-------------|------------|-------------|------------|---------------------|----------------|----------|
| F759 | 2000 M     | 2000         | 17          | 30         | 30          | 3          | 0.8 - 1.2           | Horseshoe clip | 3        |



| 20mm Camlock B671   |            | Product Description   |             |            |             |            |                     |                |  |
|---|------------|---|-------------|------------|-------------|------------|---------------------|----------------|--|
|  |            | <p>A 20mm Camlock B671 available in Nickel with a Double D fixing hole shape. An ideal camlock for many applications including <b>Enclosures</b> and <b>Cash Management</b>.</p> <ul style="list-style-type: none"><li>● <b>Standard movements:</b> 1, 2, 3, 8</li><li>● <b>Lock Combinations:</b> 2,000</li><li>● <b>Standard finish:</b> Nickel</li><li>● <b>Fixing hole shape:</b> Double D</li><li>● <b>Panel thickness:</b> 12mm</li><li>● <b>M Keyed system</b> supplied to order only</li><li>● <b>Dimension 'B' Specification:</b> See <a href="#">Cams</a></li><li>● <b>Comprehensive range of Cams available:</b> See <a href="#">Technical Information</a></li></ul> |             |            |             |            |                     |                |  |
| Options   |            |   |             |            |             |            |                     |                |  |
| SKU   | Key Series | Combinations  | Body Length | Head Width | Head Height | Head Depth | Max Panel Thickness | Housing Fixing |  |
| B671  | 25/27      | 2000  | 20          | 23         | 23          | 6.9        | 12.0                | Nut fixing     |  |

| 16.4mm Camlock B827   |            | Product Description  |             |            |             |            |                     |        |                |          |  |
|---|------------|--|-------------|------------|-------------|------------|---------------------|--------|----------------|----------|--|
|  |            | <p>A 16.4mm Camlock B827 available in Nickel with a squared fixing hole shape. This camlock is ideal for applications such as <b>Cash Management</b> and <b>Lockers</b>.</p> <ul style="list-style-type: none"> <li>● <b>Standard movements:</b> 8</li> <li>● <b>Lock Combinations:</b> 100</li> <li>● <b>Standard finish:</b> Nickel</li> <li>● <b>Fixing hole shape:</b> Squared</li> <li>● <b>M Keyed system</b> supplied to order only</li> <li>● <b>Dimension 'B' Specification:</b> See <a href="#">Cams</a></li> <li>● <b>Comprehensive range of Cams available:</b> See <a href="#">Technical Information</a></li> </ul> |             |            |             |            |                     |        |                |          |  |
|   |            | Options  |             |            |             |            |                     |        |                |          |  |
| SKU   | Key Series | Combinations   | Body Length | Head Width | Head Height | Head Depth | Max Panel Thickness | Finish | Housing Fixing | Movement |  |
| B827  | 800 / 1D   | 100  | 16.4        | 20         | 20          | 3          | 0.7                 | Nickel | Nut fixing     | 8        |  |

## 18.2mm Camlock P334

## Product Description



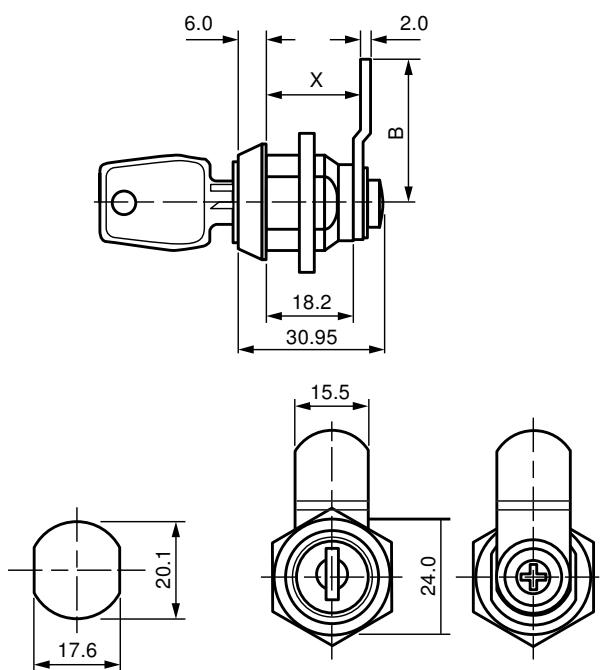
A 18.2mm Camlock P334 available in Nickel with a Double D fixing hole shape. An ideal camlock for numerous applications including **Office Furniture** and **Medical Furniture**.

- **Standard movements:** 1, 3
- **Lock Combinations:** 2,000
- **Standard finish:** Nickel
- **Housing fixing:** Nut or Clip
- **M Keyed system** supplied to order only
- **Comprehensive range of Cams** available: See [Cams](#)

## Options

| SKU  | Key Series | Combinations | Body Length | Head Width | Head Height | Head Depth | Max Panel Thickness | Finish |
|------|------------|--------------|-------------|------------|-------------|------------|---------------------|--------|
| P334 | 2000       | 2000         | 18.2        | 24         | 24          | 6          | 10.0                | Nickel |

## Technical Drawing



## 21.5mm Camlock B686

## Product Description



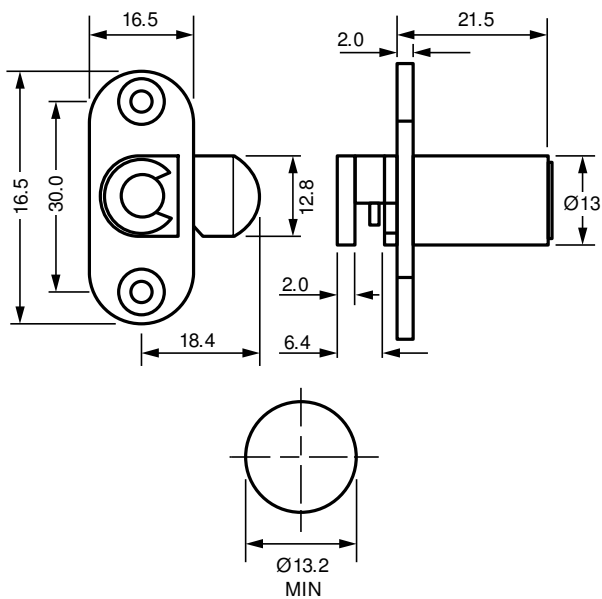
A 21.5mm Camlock B686 in Bright Nickel with a Round fixing hole shape. This camlock is ideal for various applications including Lockers and Postal.

- Standard movements: 8
- Lock Combinations: 200
- Standard finish: Bright nickel
- Fixing hole shape: Round
- M Keyed system supplied to order only

## Options

| SKU  | Key Series | Combinations | Body Length | Head Width | Head Height | Head Depth | Max Panel Thickness | Finish        | Movement |
|------|------------|--------------|-------------|------------|-------------|------------|---------------------|---------------|----------|
| B686 | 800 M      | 200          | 21.5        | 13         | 13          | 21.5       |                     | Bright Nickel | 8        |

## Technical Drawing



FIXING HOLE SIZE

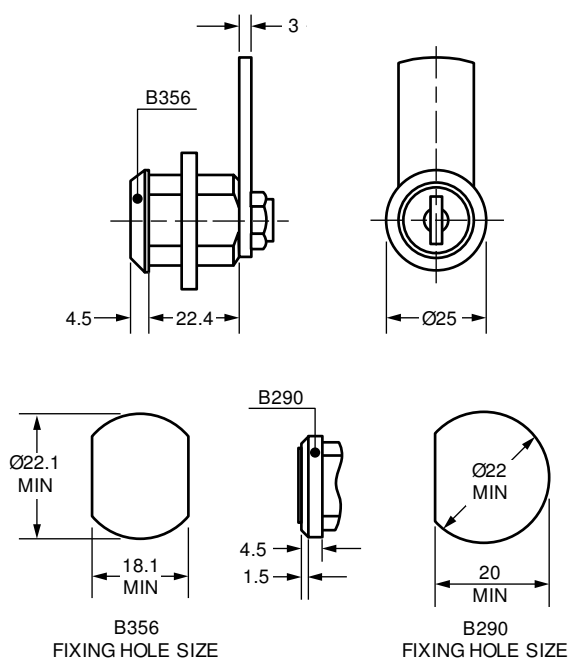
**22.4mm Camlock B356**
**Product Description**



A 22.4mm Camlock B356 in Bright Chrome. This camlock is ideal for numerous applications including **Automotive** and **Medical Furniture** with shuttered versions available.

- **Standard movements:** 1, 2, 3
- **Lock Combinations:** 2000-10000
- **Standard finish:** Bright chrome
- **Fixing hole shape:** Double D (B290 Special - refer to technical drawing)
- **M Keyed system** supplied to order only
- **Comprehensive range of Cams** available: See [Cams](#)

**Options**

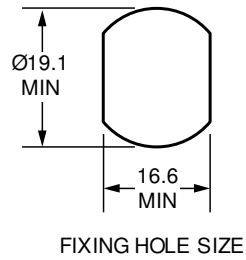
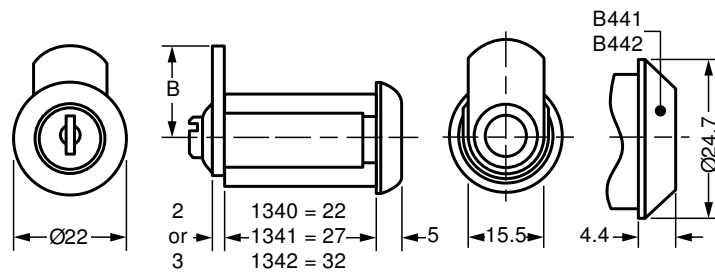
| SKU  | Key Series | Combinations         | Body Length | Head Width | Head Height | Head Depth | Max Panel Thickness | Housing Fixing | Movement   | Finish        | Version   |
|------|------------|----------------------|-------------|------------|-------------|------------|---------------------|----------------|------------|---------------|-----------|
| B290 | 45-47      | 2000                 | 22.4        | 25         | 25          | 4.5        | 17.0                | Nut fixing     | 8          | Bright Chrome | -         |
| B356 | 45-47 M    | 2000                 | 22.4        | 25         | 25          | 4.5        | 17.0                | Nut fixing     | (multiple) | Bright Chrome | -         |
| C581 | UGL M      | 10000                | 22.4        | 25         | 25          | 4.5        | 17.0                | Nut fixing     | (multiple) | Bright Chrome | -         |
| C602 | UGL M      | 10000                | 22.4        | 25         | 25          | 4.5        | 17.0                | Nut fixing     | 8          | Bright Chrome | Shuttered |
| C732 | UGL M      | 10000                | 22.4        | 25         | 25          | 4.5        | 17.0                | Nut fixing     | (multiple) | Bright Chrome | Shuttered |
| D400 | L8         | 2000 (3000 to order) | 22.4        | 25         | 25          | 4.5        | 17.0                | Nut fixing     | (multiple) | Nickel        | -         |

**Technical Drawing**


| 22-32mm Camlock 1342  | Product Description  |
|---|--|
|  | <p>The 1342 Camlock is available in 3 housing lengths; 22mm, 27mm and 32mm. It can be used in various applications including <b>Lockers</b> and <b>Metal and Wooden Office Furniture</b>.</p>  |
|   | <ul style="list-style-type: none"> <li>● <b>Standard movements:</b> 1, 2, 3, 4, 5, 6</li> </ul>  |
|   | <ul style="list-style-type: none"> <li>● <b>Lock Combinations:</b> 200-2000</li> </ul>   |
|   | <ul style="list-style-type: none"> <li>● <b>Standard finish:</b> Bright chrome, stainless steel cap</li> </ul>   |
|   | <ul style="list-style-type: none"> <li>● <b>Fixing hole shape:</b> Double D</li> <li>● <b>M Keyed system</b> supplied to order only</li> <li>● <b>Note:</b> housing nut can only be fitted or removed if cam is removed first</li> </ul> |

| Options |            |              |             |            |             |            |                     |        |                |               |            |
|---------|------------|--------------|-------------|------------|-------------|------------|---------------------|--------|----------------|---------------|------------|
| SKU     | Key Series | Combinations | Body Length | Head Width | Head Height | Head Depth | Max Panel Thickness | Cap    | Housing Fixing | Finish        | Head Shape |
| 1340    | 92 M       | 200          | 22          | 22         | 22          | 5          |                     | Capped | Nut fixing     | Bright Chrome | Round      |
| 1341    | 92 M       | 200          | 27          | 22         | 22          | 5          |                     | Capped | Nut fixing     | Bright Chrome | Round      |
| 1342    | 92 M       | 200          | 32          | 22         | 22          | 5          |                     | Capped | Nut fixing     | Bright Chrome | Round      |
| 1384    | 92 M       | 200          | 22          | 22         | 22          | 5          |                     | Capped | Horseshoe clip | Bright Chrome | Round      |
| 1385    | 92 M       | 200          | 27          | 22         | 22          | 5          |                     | Capped | Horseshoe clip | Bright Chrome | Round      |
| 1386    | 92 M       | 200          | 32          | 22         | 22          | 5          |                     | Capped | Horseshoe clip | Bright Chrome | Round      |
| 1440    | 95-97 M    | 2000         | 22          | 22         | 22          | 5          |                     | Capped | Nut fixing     | Bright Chrome | Round      |
| 1441    | 95-97 M    | 2000         | 27          | 22         | 22          | 5          |                     | Capped | Nut fixing     | Bright Chrome | Round      |
| 1484    | 95-97 M    | 2000         | 22          | 22         | 22          | 5          |                     | Capped | Horseshoe clip | Bright Chrome | Round      |
| 1485    | 95-97 M    | 2000         | 27          | 22         | 22          | 5          |                     | Capped | Horseshoe clip | Bright Chrome | Round      |
| B441    | 92 M       | 200          | 27          | 24.7       | 24.7        | 4.4        |                     | Capped | Nut fixing     | Bright Chrome | Conical    |
| B442    | 92 M       | 200          | 32          | 24.7       | 24.7        | 4.4        |                     | Capped | Nut fixing     | Bright Chrome | Conical    |

| Technical Drawing   |
|---|
|  |



WASHER 7005201  
WE RECOMMEND THIS  
WHEN FITTING TO  
WOODEN PANELS

THE LOCK IS  
AVAILABLE WITH  
3 HOUSING LENGTHS  
AS SHOWN

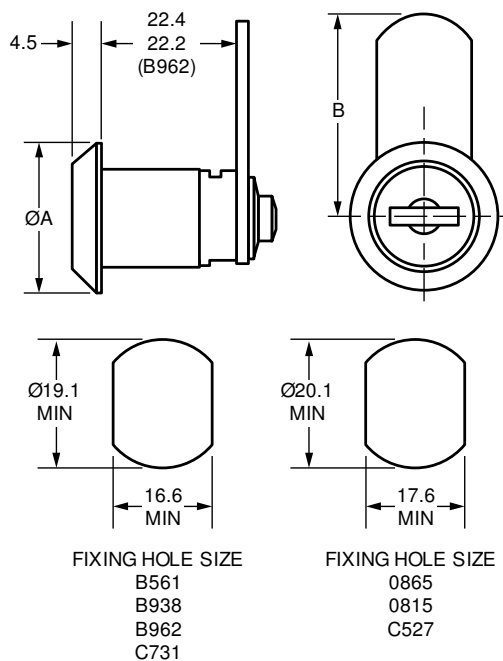
**22.2-22.4mm Camlock B561**
**Product Description**


A 22.2-22.4mm Camlock B561 in Bright Chrome. This camlock is ideal for numerous applications including **Medical Furniture** and **Automotive**.

- **Standard movements:** 1,3, 4 (B962 1,2,3,4 only)
- **Lock Combinations:** 200-10000
- **Standard finish:** Bright chrome
- **Fixing hole shape:** Double D (refer to technical drawing)
- **M Keyed system** supplied to order only
- **Cam fixing:** B938 cam fixed by nut
- **Comprehensive range of Cams available:** See [Cams](#)

**Options**

| SKU  | Key Series | Combinations | Body Length | Head Width | Head Height | Head Depth | Max Panel Thickness | Version   | Housing Fixing | Finish        |
|------|------------|--------------|-------------|------------|-------------|------------|---------------------|-----------|----------------|---------------|
| 0815 | 45-47 M    | 2000         | 22.4        | 24         | 24          | 4.5        | 10.0                | Standard  | Nut fixing     | Bright Chrome |
| 0865 | 45-47 M    | 2000         | 22.4        | 24         | 24          | 4.5        | 10.0                | Shuttered | Nut fixing     | Bright Chrome |
| B561 | 25-27M     | 2000         | 22.4        | 25         | 25          | 4.5        | 10.0                | -         | Horseshoe clip | Bright Chrome |
| B938 | 45-47 M    | 2000         | 22.4        | 25         | 25          | 4.5        | 10.0                | -         | Nut fixing     | Bright Chrome |
| B962 | 89         | 200          | 22.2        | 22.5       | 22.5        | 4.5        | 10.0                | Shuttered | Nut fixing     | Bright Chrome |
| C527 | UGLM       | 10000        | 22.4        | 25         | 25          | 4.5        | 10.0                | Shuttered | Nut fixing     | Bright Chrome |
| C731 | UGLM       | 10000        | 22.4        | 25         | 25          | 4.5        | 10.0                | Shuttered | Nut fixing     | Bright Chrome |

**Technical Drawing**






## 22mm Camlock B850

## Product Description



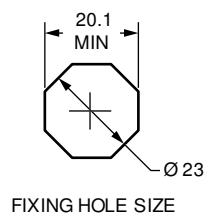
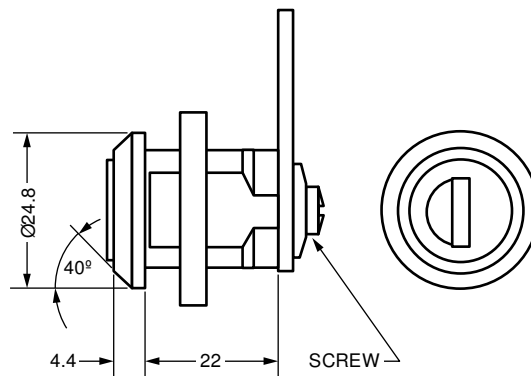
A 22mm Camlock B850 in Bright Chrome with a Squared fixing hole shape. The camlock is shuttered and is ideal for applications such as **Heavy Duty Vehicles** and **Cash Management**.

- **Standard movements:** 8, 9
- **Lock Combinations:** 200
- **Standard finish:** Bright chrome
- **Fixing hole shape:** Squared

## Options

| SKU  | Key Series | Combinations | Body Length | Head Width | Head Height | Head Depth | Max Panel Thickness | Finish        | Housing Fixing |
|------|------------|--------------|-------------|------------|-------------|------------|---------------------|---------------|----------------|
| B850 | 89         | 200          | 22          | 24         | 24          | 4.4        | 13.0                | Bright Chrome | Nut fixing     |

## Technical Drawing



### 31mm Camlock F343

### Product Description



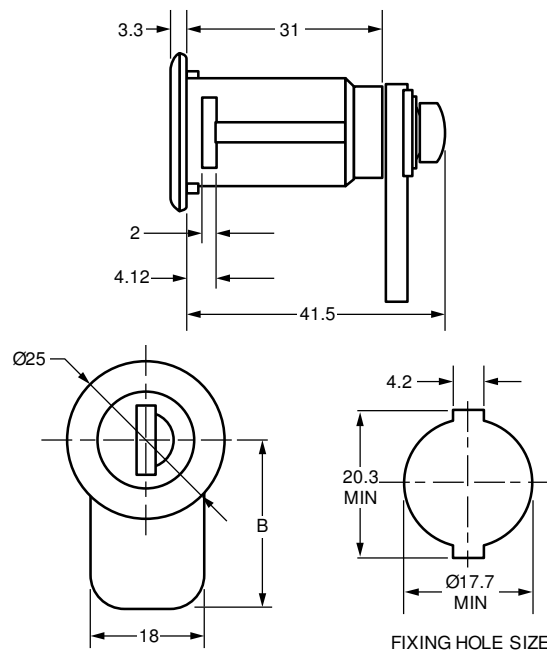
A 31mm Camlock F343 with an Olive Drab Housing and Stainless Steel Cap finish. This camlock is ideal for various applications including **Postal** and **Wooden** and **Metal Office Furniture**.

- **Standard movements:** 1, 3
- **Lock Combinations:** 2000
- **Standard finish:** Olive drab housing, stainless steel cap
- **Fixing hole shape:** Round with notches
- **M Keyed system** supplied to order only
- **Cam fixing:** Screw and washer
- **Barrel** assembled with o-ring and greased

### Options

| SKU  | Key Series | Combinations | Body Length | Head Width | Head Height | Head Depth | Max Panel Thickness | Cam Fixing     | Housing Fixing |
|------|------------|--------------|-------------|------------|-------------|------------|---------------------|----------------|----------------|
| F343 | 2000 M     | 2000         | 31          | 25         | 25          | 3.3        | 1.63-2.05           | Screw + Washer | Horseshoe clip |

### Technical Drawing



0707

Product Description

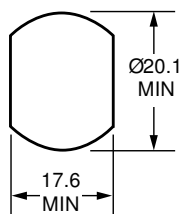
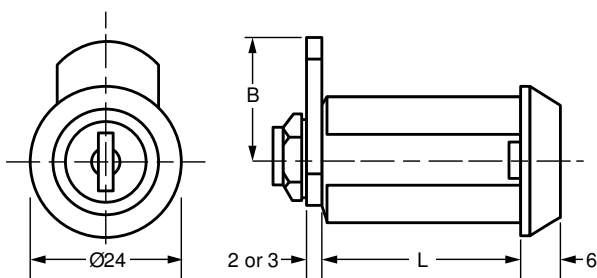


**31.7-32.5mm Camlock**  
**Standard movements:** 1, 3, 4, 8; 0817 move 8 with 400 combinations only  
**Lock Combinations:** 500-2000  
**Standard finish:** Bright chrome  
**Fixing hole shape:** Double D  
**M** Keyed system supplied to order only  
**Cam fixing:** 0707 nut; 0817, 4221 screw; F397, F425 M5 screw  
  
 Can deliver over moulded keys on demand  
  
 F376 no cam supplied with retaining washer

Options

| SKU  | Key Series | Combinations | Body Length | Head Width | Head Height | Head Depth | Max Panel Thickness | Housing Fixing | Finish        |
|------|------------|--------------|-------------|------------|-------------|------------|---------------------|----------------|---------------|
| 0817 | 45-47      | 2000         | 32          | 24         | 24          | 6          | 28.0                | Nut fixing     | Bright Chrome |
| 4221 | 25-27 M    | 2000         | 32          | 24         | 24          | 6          | 28.0                | Nut fixing     | Bright Chrome |
| F397 | 9000 M     | 500          | 31.7        | 24         | 24          | 6          | 28.0                | Nut fixing     | Bright Chrome |
| F425 | 2000 M     | 2000         | 31.7        | 24         | 24          | 6          | 28.0                | Nut fixing     | Bright Chrome |

Technical Drawing



FIXING HOLE SIZE

## 22mm Camlock 1414

## Product Description



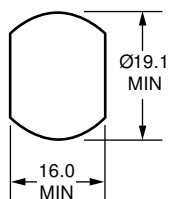
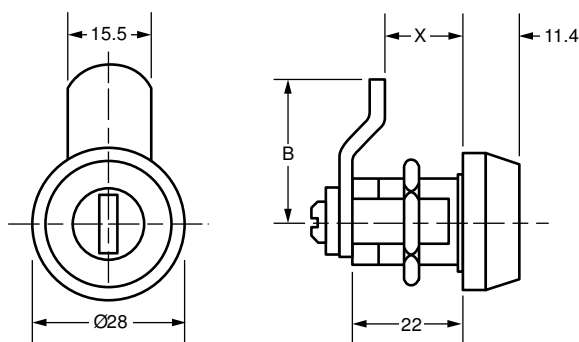
A 22mm Camlock 1414 designed specifically for outdoor and cold temperature use. This camlock can be used at temperatures as low as -40° C so is ideal for applications such as **Enclosures**.

- **Standard movements:** 1, 2
- **Lock Combinations:** 2000
- **Standard finish:** Stainless steel cap, shuttered barrel
- **Fixing hole shape:** Double D
- **M Keyed system** supplied to order only
- **Dimension 'B' & 'X' Specification:** See [Cams](#)

## Options

| SKU  | Key Series | Combinations | Body Length | Head Width | Head Height | Head Depth | Max Panel Thickness | Housing Fixing | Finish          |
|------|------------|--------------|-------------|------------|-------------|------------|---------------------|----------------|-----------------|
| 1414 | H5/H7 M    | 2000         | 22          | 28         | 28          | 11.4       | 12.0                | Nut fixing     | Stainless Steel |

## Technical Drawing



FIXING HOLE SIZE

## 22.6mm Camlock 5800

## Product Description



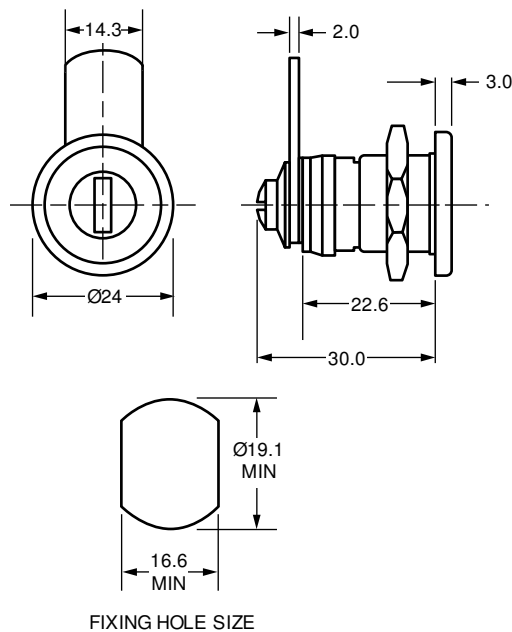
A 22.6mm Camlock 5800 available with a removable barrel system. This camlock is ideal for various applications including **Metal** and **Wooden Office Furniture** and **Postal**.

- **Standard movements:** 18 series key - 1, 2, 3, 4, 8, 9; 35 series key - 3, 8
- **Lock Combinations:** 200 – refer to sales department for more information
- **Standard finish:** Bright chrome, black finish
- **Fixing hole shape:** Double D
- **M** Keyed system supplied to order only

## Options

| SKU  | Key Series | Combinations | Body Length | Head Width | Head Height | Head Depth | Max Panel Thickness | Housing Fixing | Barrel               |
|------|------------|--------------|-------------|------------|-------------|------------|---------------------|----------------|----------------------|
| 5600 | 35 M       | 200          | 22.6        | 24         | 24          | 3          | 11.0                | Nut fixing     | Removable Barrel     |
| 5601 | 35 M       | 200          | 22.6        | 24         | 24          | 3          | 0.6-1.82            | Snap In Fix    | Removable Barrel     |
| 5602 | 35 M       | 200          | 22.6        | 24         | 24          | 3          | 11.0                | Horseshoe clip | Removable Barrel     |
| 5800 | 18 M       | 200          | 22.6        | 24         | 24          | 3          | 11.0                | Nut fixing     | Non Removable Barrel |
| 5801 | 18 M       | 200          | 22.6        | 24         | 24          | 3          | 0.6-1.82            | Snap In Fix    | Non Removable Barrel |
| 5802 | 18 M       | 200          | 22.6        | 24         | 24          | 3          | 11.0                | Horseshoe clip | Non Removable Barrel |

## Technical Drawing



## 23-26mm Camlock 1301

## Product Description



A 23-26mm Camlock 1301 with Caulking Cam. This camlock is ideal for use on steel doors with a rubber seal.

- **Standard movements:** 3, 4
- **Lock Combinations:** 200
- **Standard finish:** Bright chrome, stainless steel cap
- **Fixing hole shape:** Double D
- **M Keyed system** supplied to order only

## Options

| SKU  | Key Series | Combinations | Body Length | Head Width | Head Height | Head Depth | Max Panel Thickness | Housing Fixing | Finish        |
|------|------------|--------------|-------------|------------|-------------|------------|---------------------|----------------|---------------|
| 1301 | 92 M       | 200          | 26          | 22         | 22          | 4.76       |                     | Nut fixing     | Bright Chrome |

## Technical Drawing

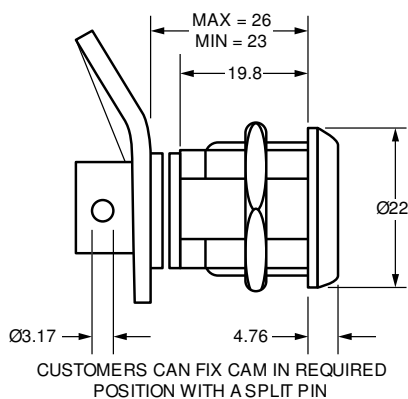
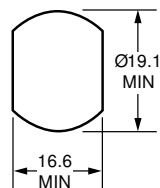


ILLUSTRATION SHOWS  
1301 FITTED WITH  
CAULKING CAM 6523160



FIXING HOLE SIZE

## 28.35mm Camlock 0869

## Product Description



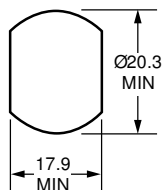
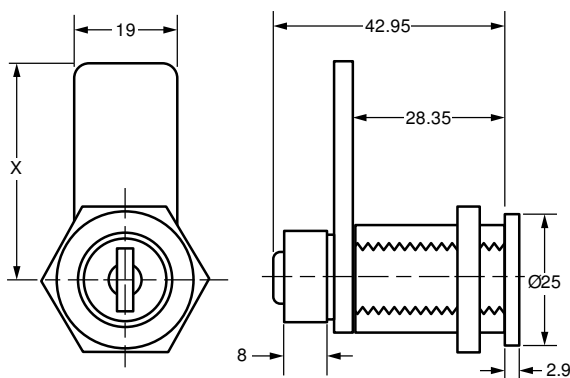
A 28.35mm Camlock 0869 available in Bright Chrome with a Double D fixing hole shape. This camlock is ideal for many industries and applications including **Automotive**, **Cash Management** and **Enclosures**.

- **Standard movements:** 1, 2
- **Lock Combinations:** 2000
- **Standard finish:** Bright chrome
- **Fixing hole shape:** Double D
- **M Keyed system** supplied to order only
- **Cam fixing:** Nut and washer
- **Dimension 'X' Specification:** See [Cams](#)

## Options

| SKU  | Key Series | Combinations | Body Length | Head Width | Head Height | Head Depth | Max Panel Thickness | Finish        | Housing Fixing |
|------|------------|--------------|-------------|------------|-------------|------------|---------------------|---------------|----------------|
| 0869 | 45 M       | 2000         | 28.35       | 25         | 25          | 2.9        | 20.0                | Bright Chrome | Nut fixing     |

## Technical Drawing



FIXING HOLE SIZE



## 33mm Camlock F7

## Product Description



A 33mm Camlock F7 in Bright Chrome. The camlock can be shuttered and greased for greater protection when used outdoors. This makes it ideal for applications such as **Automotive, Enclosures** and **Postal**.

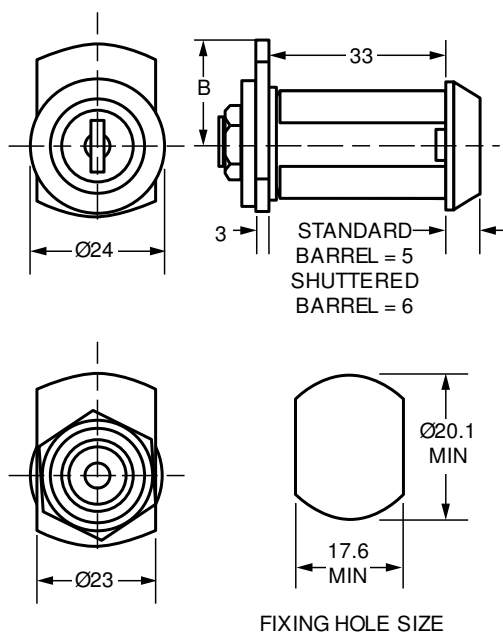
- **Standard movements:** 1, 3, 4, 8
- **Lock Combinations:** 500 (refer to sales dept. for A.C.E)
- **Standard finish:** Bright chrome
- **Fixing hole shape:** Double D
- **M** Keyed system supplied to order only

We recommend the use of plate B4141 when fitting this lock in wooden panels, please refer to sales dept.

## Options

| SKU       | Key Series | Combinations        | Body Length | Head Width | Head Height | Head Depth | Max Panel Thickness | Version   | Housing Fixing | Finish        |
|-----------|------------|---------------------|-------------|------------|-------------|------------|---------------------|-----------|----------------|---------------|
| F57       | 93EM       | 500                 | 33          | 24         | 24          | 6          | 28.0                | Shuttered | Nut fixing     | Bright Chrome |
| F7        | 93EM       | 500                 | 33          | 24         | 24          | 5          | 28.0                | Standard  | Nut fixing     | Bright Chrome |
| F7A(C)(E) | A.C.E      | Refer to sales dep. | 33          | 24         | 24          | 5          | 28.0                | Standard  | Nut fixing     | Bright Chrome |

## Technical Drawing



## 37.7mm Camlock B448

## Product Description



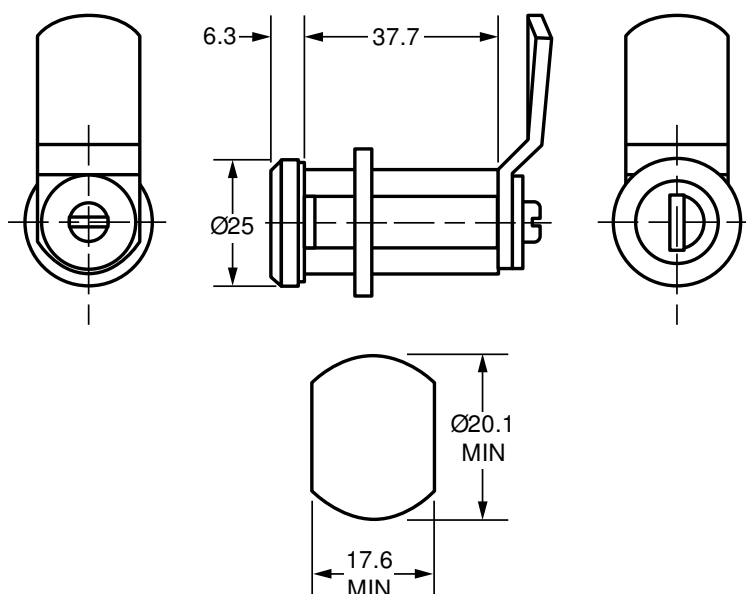
A 37.7mm Camlock B448 available in Bright Chrome with a Double D fixing hole shape. This camlock is ideal for many industries and applications including **Automotive**, **Cash Management** and **Enclosures**.

- **Standard movements:** 3, 4
- **Lock Combinations:** 200
- **Standard finish:** Bright chrome
- **Fixing hole shape:** Double D
- **Comprehensive range of Cams available:** See [Cams](#)

## Options

| SKU  | Key Series | Combinations | Body Length | Head Width | Head Height | Head Depth | Max Panel Thickness | Finish        |
|------|------------|--------------|-------------|------------|-------------|------------|---------------------|---------------|
| B448 | 89         | 200          | 37.7        | 25         | 25          | 6.3        | 34.0                | Bright Chrome |
| C514 | KM         | 2000         | 37.7        | 25         | 25          | 6.3        | 34.0                | Bright Chrome |

## Technical Drawing



FIXING HOLE SIZE

### 30mm Camlock C584

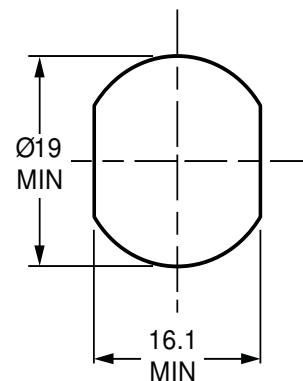
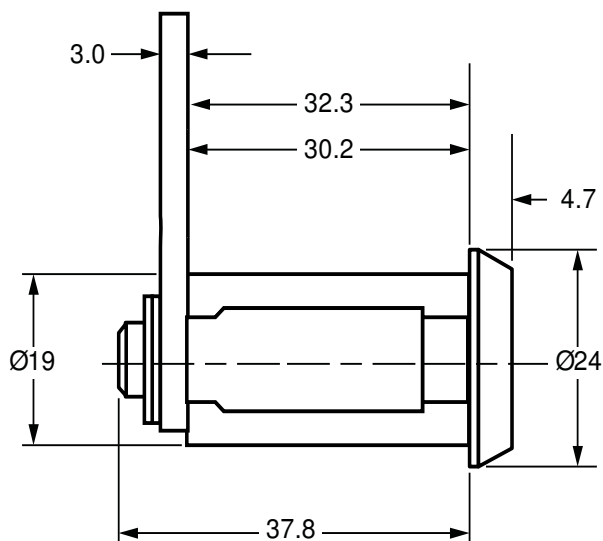
### Product Description

A 30mm Camlock C584 in Nickel. This is an Upper Grade Lock that can be equipped with a double dust shutter and 3mm thick Brass key. The barrel can also be greased to provide greater protection when used outdoors. This high security lock is ideal for use applications such as **Cash Management, Heavy Duty Vehicles and Enclosures**.

### Options

| SKU  | Key Series | Combinations | Body Length | Head Width | Head Height | Head Depth | Max Panel Thickness | Finish |
|------|------------|--------------|-------------|------------|-------------|------------|---------------------|--------|
| C080 | K M        | 2000         | 30.2        | 24         | 24          | 4.7        |                     | Nickel |
| C559 | 25-27 M    | 2000         | 30.2        | 24         | 24          | 4.7        |                     | Nickel |
| C584 | UGL M      | 10000        | 30.2        | 24         | 24          | 4.7        |                     | Nickel |

### Technical Drawing



## 31.4mm Camlock F115

## Product Description



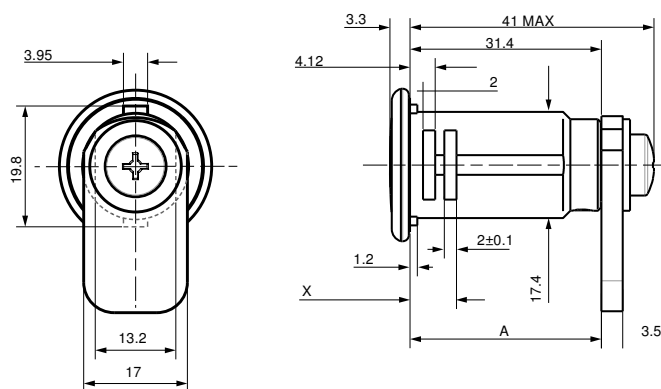
A 31.4mm Camlock F115 with a Stainless Steel Cap. This camlock is ideal for applications such as **Automotive, Enclosures** and **Postal**.

- **Standard movements:** 1, 3, 4
- **Lock Combinations:** F115 – 500; F343 – 2000
- **Standard finish:** Stainless Steel Cap
- **Fixing hole shape:** Round with anti-turn lugs (see technical drawing as below)
- **M Keyed system** supplied to order only
- **Dimension 'X' & 'A' Specification:** See [Cams](#)

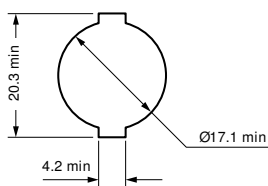
## Options

| SKU  | Key Series | Combinations | Body Length | Head Width | Head Height | Head Depth | Max Panel Thickness | Cap    | Housing Fixing |
|------|------------|--------------|-------------|------------|-------------|------------|---------------------|--------|----------------|
| F115 | 9000 M     | 500          | 31.4        | 25         | 25          | 3.3        | 20                  | Capped | Horseshoe clip |

## Technical Drawing



FIXING HOLE SIZE



**21.5mm Camlock C912**
**Product Description**


A 21.5mm Camlock C912. As a standard, the lock is equipped with a shutter that limits the ingress of fluids and solid dirt. This makes it an ideal camlock for applications such as **Postal** and **Enclosures**.

- **Standard movements:** 3
- **Lock Combinations:** 500
- **Standard finish:** Stainless steel cap
- **Fixing hole shape:** Double D
- **M Keyed system** supplied to order only

| Key Series        | Lock Combinations | Standard Movements | Key Combinations | Max Panel Thickness | Milling 'X' | Panel Fixing | Lock Finish   |
|-------------------|-------------------|--------------------|------------------|---------------------|-------------|--------------|---|
| Special type 9000 | 500               | 3                  | KTP;             | 13mm                | 02          | Nut; clip    | The entire head is covered with a stainless steel cap |
| Double entry      |                   |                    | KT D;<br>KT DS   |                     |             |              |   |

M – Master Key System is supplied to order only.

**Options**

| SKU  | Key Series | Combinations | Body Length | Head Width | Head Height | Head Depth | Max Panel Thickness |
|------|------------|--------------|-------------|------------|-------------|------------|---------------------|
| C912 | 9000       | 500          | 21.5        | 26         | 26          | 5.5        | 13.0                |

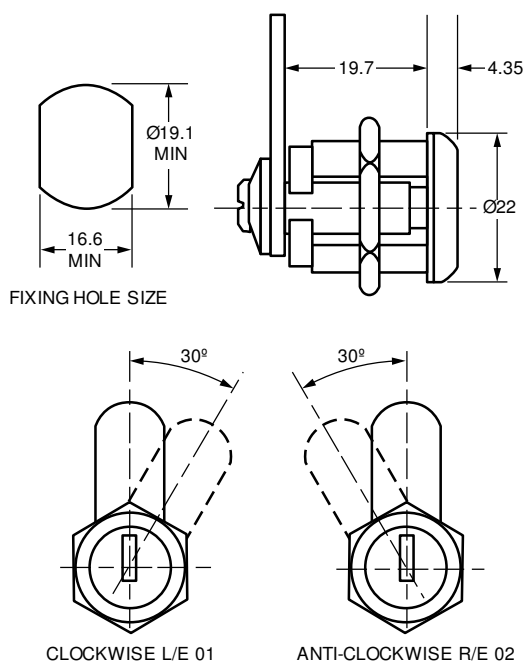
**19.7mm Slamlock 1397**
**Product Description**


A 19.7mm Slamlock 1397 in Bright Chrome with a Double D fixing hole shape. This slamlock is ideal for numerous applications including **Medical Furniture**.

- **Standard movements:** 1, 2
- **Lock Combinations:** 200-2000
- **Standard finish:** Bright chrome, stainless steel cap
- **Fixing hole shape:** Double D
- **M Keyed system** supplied to order only
- **Cams:** Limited range available, please refer to sales department

**Options**

| SKU  | Key Series | Combinations | Body Length | Head Width | Head Height | Head Depth | Max Panel Thickness | Housing Fixing | Finish        |
|------|------------|--------------|-------------|------------|-------------|------------|---------------------|----------------|---------------|
| 1323 | 92 M       | 200          | 19.7        | 22         | 22          | 4.35       |                     | Horseshoe clip | Bright Chrome |
| 1397 | 92 M       | 200          | 19.7        | 22         | 22          | 4.35       |                     | Nut fixing     | Bright Chrome |
| 1423 | 95-97 M    | 2000         | 19.7        | 22         | 22          | 4.35       |                     | Horseshoe clip | (multiple)    |
| 1497 | 95-97 M    | 2000         | 19.7        | 22         | 22          | 4.35       |                     | Nut fixing     | (multiple)    |

**Technical Drawing**


## 20mm Slamlock 4681

## Product Description



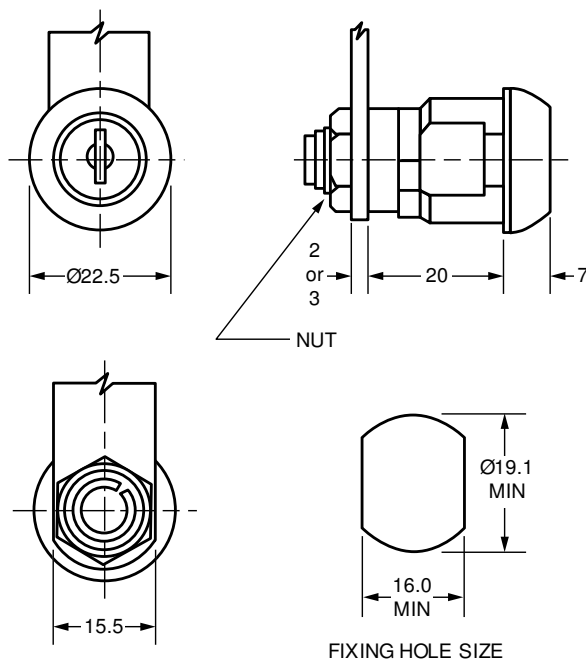
A 20mm Slamlock 4681 in Bright Chrome with a Double D fixing hole shape. This slamlock is ideal for numerous applications including **Wooden Office Furniture and Lockers**.

- **Standard movements:** 1, 2
- **Lock Combinations:** 200
- **Standard finish:** Bright chrome
- **Fixing hole shape:** Double D
- **4681-0 & 4682-0:** Cam slam action only possible with key in lock
- **4618-4 & 4682-4:** Cam slam action possible with and without key in lock

## Options

| SKU    | Key Series | Combinations | Body Length | Head Width | Head Height | Head Depth | Max Panel Thickness | Housing Fixing | Finish        |
|--------|------------|--------------|-------------|------------|-------------|------------|---------------------|----------------|---------------|
| 4681-0 | 89         | 200          | 20          | 22.5       | 22.5        | 7          | 8.0                 | Nut fixing     | Bright Chrome |
| 4681-4 | 89         | 200          | 20          | 22.5       | 22.5        | 7          | 8.0                 | Nut fixing     | Bright Chrome |
| 4682-0 | 89         | 200          | 20          | 22.5       | 22.5        | 7          | 7.0                 | Horseshoe clip | Bright Chrome |
| 4682-4 | 89         | 200          | 20          | 22.5       | 22.5        | 7          | 7.0                 | Horseshoe clip | Bright Chrome |

## Technical Drawing



## 20-21mm Slamlock 0305

## Product Description



A 20-21mm Slamlock 0305 in Satin, Black or Bright Chrome with a Double D fixing hole shape. This slamlock is ideal for numerous applications including **Enclosures**.

- **Standard finish:** Bright chrome, black chrome, satin chrome
- **M** Keyed system supplied to order only
- **Shuttered version:** B586
- **Accessories:** Supplied with diecast strike plate, recommended fixing screws M3x8 (not supplied)
- Slam action available with and without key
- **Comprehensive range of Cams available:** See [Cams](#)

| Key Series | Combinations | Nut Fixed | Clip Fixed | Dim A | Dim B | Standard Movements |
|------------|--------------|-----------|------------|-------|-------|--------------------|
| 92 M       | 200          | 0305      | 0336       | 20    | 14.7  | 1                  |
| 18 M       | 200          | 5836      |            | 20    | 12.0  | 0*                 |
| 89 D/EM    | 200          | (B586)    |            | 21    | 14.0  | 2                  |
| 66 M       | 500          | B861      |            | 21    | 13.0  | 8                  |
| 66 M       | 500          | C432      |            | 21    | 14.7  | 8                  |

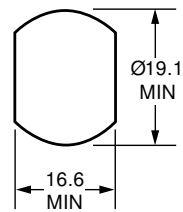
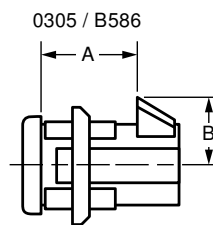
\*refer to Sales Department

## Options

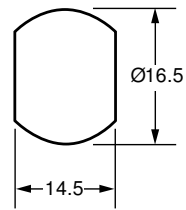
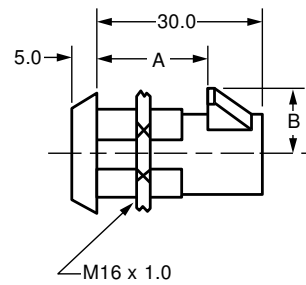
| SKU  | Key Series | Combinations | Body Length | Head Width | Head Height | Head Depth | Max Panel Thickness | Movement | Housing Fixing |
|------|------------|--------------|-------------|------------|-------------|------------|---------------------|----------|----------------|
| 0305 | 92 M       | 200          | 20          | 22         | 22          | 5          |                     | 1        | Nut fixing     |
| 0336 | 92 M       | 200          | 20          | 22         | 22          | 5          |                     | 1        | Clip Fix       |
| 5836 | 18 M       | 200          | 20          | 22         | 22          | 5          |                     | -        | Nut fixing     |
| B586 | 89 D/EM    | 200          | 21          | 22         | 22          | 5          |                     | 2        | Nut fixing     |
| B861 | 66 M       | 500          | 21          | 22         | 22          | 5          |                     | 8        | Nut fixing     |
| C432 | 66 M       | 500          | 21          | 22         | 22          | 5          |                     | 8        | Nut fixing     |

## Technical Drawing





FIXING HOLE SIZE



FIXING HOLE SIZE

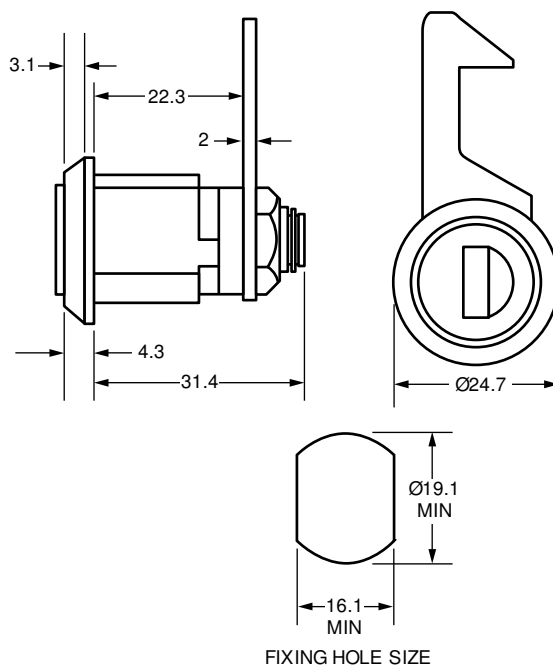
**22.3mm Slamlock B916**
**Product Description**


A 22.3mm Slamlock B916 in Bright Chrome with a Double D fixing hole shape. This slamlock is ideal for numerous applications including postal.

- **Standard movements:** 1
- **Lock Combinations:** 200
- **Standard finish:** Bright chrome
- **Fixing hole shape:** Double D
- **Cam fixing:** Nut
- Slam action possible with and without key in lock
- **Comprehensive range of Cams available:** See [Cams](#)

**Options**

| SKU  | Key Series | Combinations | Body Length | Head Width | Head Height | Head Depth | Max Panel Thickness | Housing Fixing | Finish        | Movement |
|------|------------|--------------|-------------|------------|-------------|------------|---------------------|----------------|---------------|----------|
| B916 | 89         | 200          | 22.3        | 24.7       | 24.7        | 3.1        |                     | Nut fixing     | Bright Chrome | 1        |

**Technical Drawing**


FIXING HOLE SIZE

## 30mm Slamlock B432

## Product Description



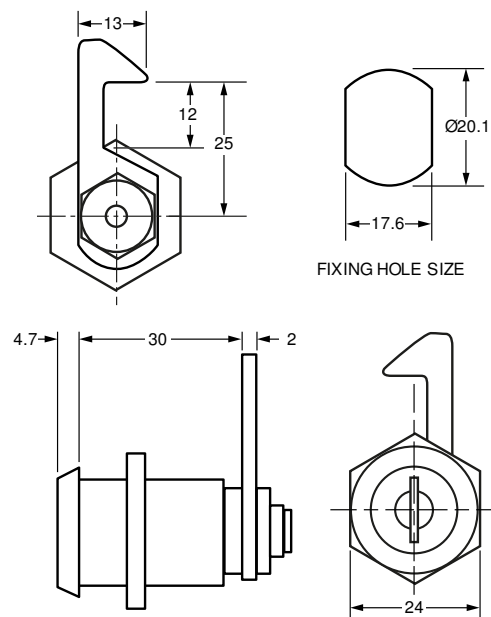
A 30mm Slamlock B432 in Bright Chrome with a Double D fixing hole shape. This slamlock is ideal for numerous applications including **Metal Office Furniture**.

- **Standard movements:** 01, 02
- **Lock Combinations:** 2000
- **Standard finish:** Bright chrome
- **M Keyed system** supplied to order only
- Slam action available with and without key
- **Comprehensive range of Cams** available: See [Cams](#)

## Options

| SKU  | Key Series | Combinations | Body Length | Head Width | Head Height | Head Depth | Max Panel Thickness | Finish        |
|------|------------|--------------|-------------|------------|-------------|------------|---------------------|---------------|
| B432 | 45-47 M    | 2000         | 30          | 24         | 24          | 4.7        |                     | Bright Chrome |

## Technical Drawing



## 12mm Multi-Drawer Lock 4701

## Product Description



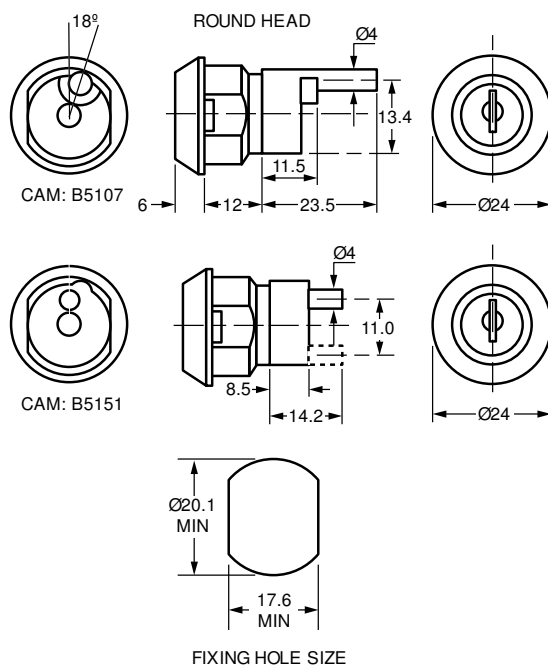
A 12mm Multi-Drawer Lock 4701 in Bright Chrome. Available with 2 different cam types, this lock has been specifically designed for use in **Metal** and **Wooden** Office Furniture.

- **Standard movements:** 3, 4
- **Lock Combinations:** 500
- **Standard finish:** Bright chrome
- **Panel thickness:** Nut fixing 5mm; Horseshoe clip 7mm across flats, 4mm across rounds
- **Fixing hole shape:** Double D
- **M Keyed system** supplied to order only
- **Cam fixing:** Spun-on
- Please specify cam ref when ordering (see technical drawing)

## Options

| SKU  | Key Series | Combinations | Body Length | Head Width | Head Height | Head Depth | Max Panel Thickness | Housing Fixing | Finish        |
|------|------------|--------------|-------------|------------|-------------|------------|---------------------|----------------|---------------|
| 4701 | 93 EM      | 500          | 12          | 24         | 24          | 6          | 5.0                 | Nut fixing     | Bright Chrome |
| 4702 | 93 EM      | 500          | 12          | 24         | 24          | 6          | 7.0 & 4.0           | Horseshoe clip | Bright Chrome |

## Technical Drawing



## 13mm Multi-Drawer Lock 4703

## Product Description

A 13mm Multi-Drawer Lock 4703 in Bright Chrome. Available with 2 different cam types, this lock has been specifically designed for use in **Metal** and **Wooden** Office Furniture.

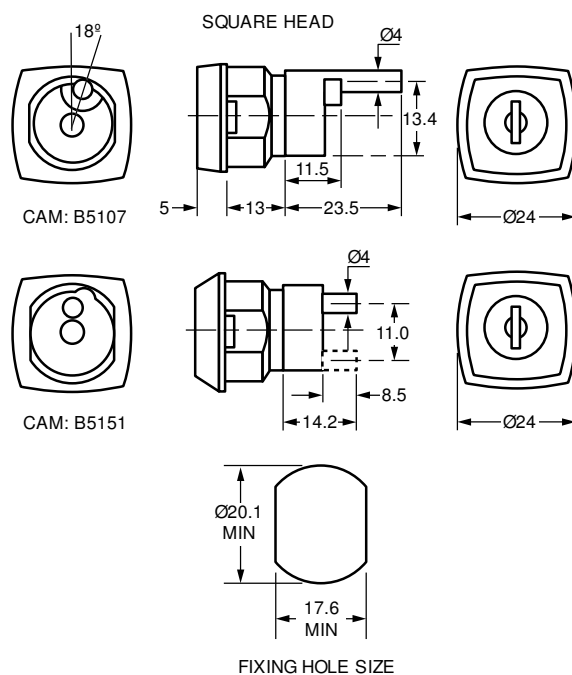
- **Standard movements:** 3, 4
- **Lock Combinations:** 500
- **Standard finish:** Bright chrome
- **Panel thickness:** Nut fixing 5mm; Horseshoe clip 7mm across flats, 4mm across rounds
- **Fixing hole shape:** Double D
- **M Keyed system** supplied to order only
- **Cam fixing:** Spun-on
- Please specify cam ref when ordering (see technical drawing)



## Options

| SKU  | Key Series | Combinations | Body Length | Head Width | Head Height | Head Depth | Max Panel Thickness | Housing Fixing | Finish        |
|------|------------|--------------|-------------|------------|-------------|------------|---------------------|----------------|---------------|
| 4703 | 93 EM      | 500          | 13          | 24         | 24          | 5          | 5.0                 | Nut fixing     | Bright Chrome |
| 4704 | 93 EM      | 500          | 13          | 24         | 24          | 5          | 7.0 & 4.0           | Horseshoe clip | Bright Chrome |

## Technical Drawing



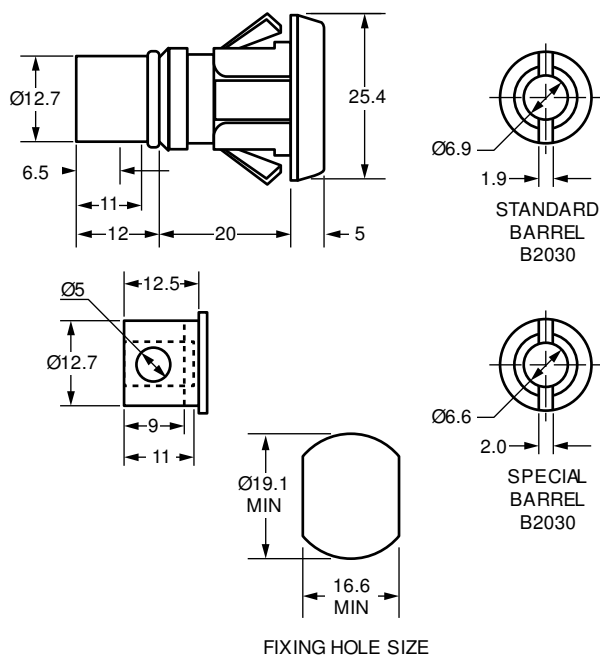
**20mm Multi-Drawer Lock 1306**
**Product Description**


A 20mm Multi-Drawer Lock 1306 available in bright chrome with a square or conical head. This lock has been specifically designed for use in **Metal** and **Wooden** Office Furniture.

- **Standard movements:** 1, 2, 3, 4, 7 (8 and 9 available on 1306)
- **Lock Combinations:** 200-2,000
- **Standard finish:** Bright chrome, stainless steel cap (1326, B186, 1426 only)
- **Fixing hole shape:** Double D
- **M** Keyed system supplied to order only
- **1380 & B186:** These locks use a special barrel B2030. See technical drawing below or contact sales department for more information.

**Options**

| SKU  | Key Series | Combinations | Body Length | Head Width | Head Height | Head Depth | Max Panel Thickness | Finish        | Head Shape | Housing Fixing | Cap    |
|------|------------|--------------|-------------|------------|-------------|------------|---------------------|---------------|------------|----------------|--------|
| 1306 | 92 M       | 200          | 20          | 25.4       | 25.4        | 5          |                     | Bright Chrome | Square     | Snap In Fix    | -      |
| 1326 | 92 M       | 200          | 20          | 25.4       | 25.4        | 5          |                     | Bright Chrome | Round      | Nut fixing     | Capped |
| 1380 | 92 M       | 200          | 20          | 25.4       | 25.4        | 5          |                     | Bright Chrome | Square     | Snap In Fix    | -      |
| 1406 | 95-97 M    | 2,000        | 20          | 25.4       | 25.4        | 5          |                     | Bright Chrome | Square     | Snap In Fix    | -      |
| 1426 | 95-97 M    | 2,000        | 20          | 25.4       | 25.4        | 5          |                     | Bright Chrome | Round      | Nut fixing     | Capped |
| B186 | 92 M       | 200          | 20          | 25.4       | 25.4        | 5          |                     | Bright Chrome | Round      | Nut fixing     | Capped |

**Technical Drawing**


## 9mm Multi-Drawer Lock B722

## Product Description



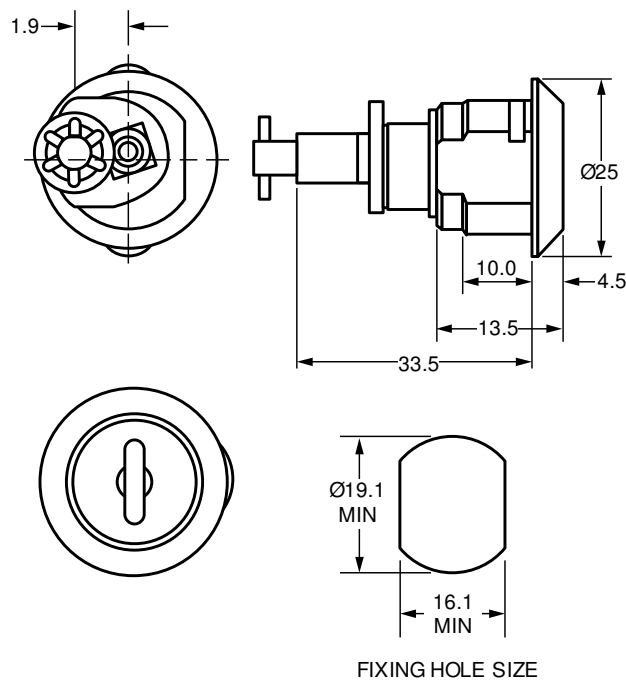
A 9mm Multi-Drawer Lock B722 in Bright Chrome. This lock has been specifically designed for use in **Metal** and **Wooden** Furniture.

- **Standard movements:** 3, 4, 8
- **Lock Combinations:** 2,000
- **Standard finish:** Bright chrome
- **Panel thickness:** 6mm
- **Fixing hole shape:** Double D
- **M** Keyed system supplied to order only

## Options

| SKU  | Key Series | Combinations | Body Length | Head Width | Head Height | Head Depth | Max Panel Thickness | Housing Fixing | Finish        |
|------|------------|--------------|-------------|------------|-------------|------------|---------------------|----------------|---------------|
| B722 | 25-27 M    | 2,000        | 13.5        | 25         | 25          | 4.5        | 6.0                 | Horseshoe clip | Bright Chrome |

## Technical Drawing



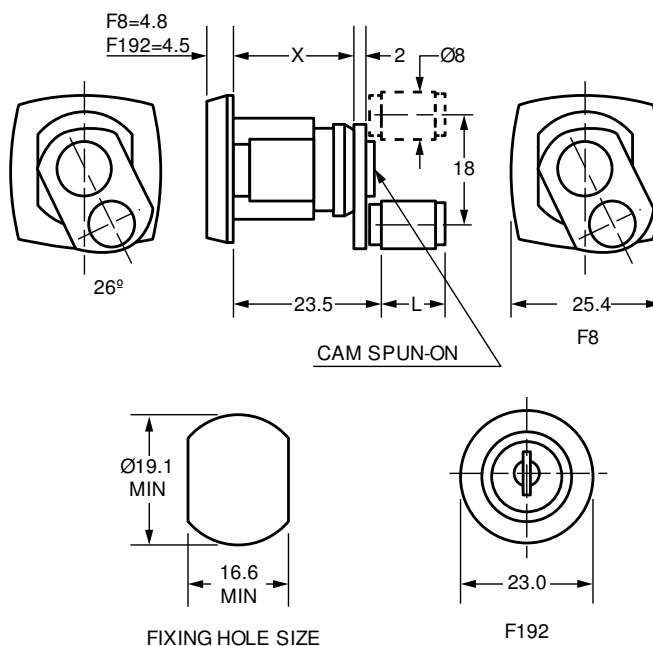
**20.0mm Multi-Drawer Lock F8**
**Product Description**


A 20.0mm Multi-Drawer lock F8 in Bright Chrome. Available with a selection of cam travel distances (on request) this lock is specifically designed for use **Metal** and **Wooden** Office Furniture.

- **Standard movements:** 3, 4
- **Lock Combinations:** 500
- **Standard finish:** Bright chrome
- **Panel thickness:** 3mm
- **Fixing hole shape:** Double D
- **M Keyed system** supplied to order only
- Other cam travel, cam and panel thickness available on request

**Options**

| SKU  | Key Series | Combinations | Body Length | Head Width | Head Height | Head Depth | Max Panel Thickness | Housing Fixing | Finish        |
|------|------------|--------------|-------------|------------|-------------|------------|---------------------|----------------|---------------|
| F192 | 9000 M     | 500          | 20          | 23         | 23          | 4.5        | 3.0                 | Snap In Fix    | Bright Chrome |
| F8   | 93 EM      | 500          | 20          | 25.4       | 25.4        | 4.8        | 3.0                 | Snap In Fix    | Bright Chrome |

**Technical Drawing**




## 20mm Multi-Drawer Lock 4796

## Product Description



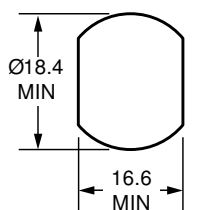
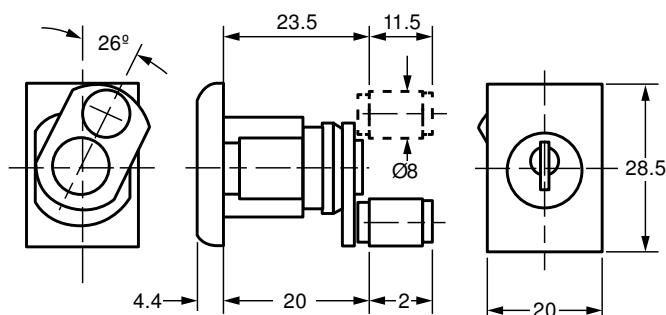
A 20mm Multi-Drawer Lock 4796 in Bright Chrome. This lock has been specifically designed for use in **Metal** and **Wooden** Furniture.

- **Standard movements:** 3, 4
- **Lock Combinations:** 500
- **Standard finish:** Bright chrome
- **Panel thickness:** 3mm
- **Fixing hole shape:** Double D
- **M** Keyed system supplied to order only

## Options

| SKU  | Key Series | Combinations | Body Length | Head Width | Head Height | Head Depth | Max Panel Thickness | Housing Fixing | Finish        |
|------|------------|--------------|-------------|------------|-------------|------------|---------------------|----------------|---------------|
| 4796 | 93 EM      | 500          | 20          | 20         | 28.5        | 4.4        | 3.0                 | Snap In Fix    | Bright Chrome |
| F723 | 9000       | 500          | 20          | 20         | 28.5        | 4.4        | 0.8-2.9             | Snap In Fix    | Bright Chrome |

## Technical Drawing



FIXING HOLE SIZE

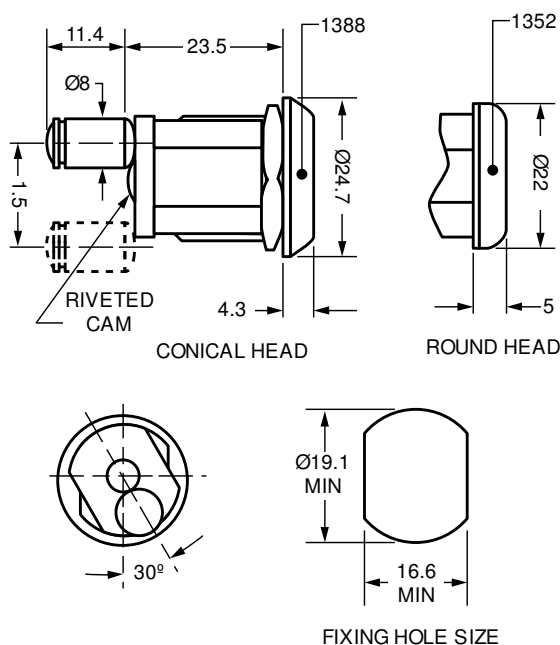
**20mm Multi-Drawer Lock 1352**
**Product Description**


A 20mm Multi-Drawer Lock 1352 in Bright Chrome. Available with a round or conical head, capped or uncapped, this lock has been specifically designed for use in **Metal** and **Wooden** Furniture.

- **Standard movements:** 3, 4
- **Lock Combinations:** 200-2,000
- **Standard finish:** Bright chrome, stainless steel cap (1352, 1350 only)
- **Panel thickness:** 12mm
- **Fixing hole shape:** Double D
- **M** Keyed system supplied to order only

**Options**

| SKU  | Key Series | Combinations | Body Length | Head Width | Head Height | Head Depth | Max Panel Thickness | Head Shape | Finish        | Housing Fixing | Cap      |
|------|------------|--------------|-------------|------------|-------------|------------|---------------------|------------|---------------|----------------|----------|
| 1350 | 92 M       | 200          | 20          | 22         | 22          | 5          | 12.0                | Round      | Bright Chrome | Horseshoe clip | Capped   |
| 1352 | 92 M       | 200          | 20          | 22         | 22          | 5          | 12.0                | Round      | Bright Chrome | Nut fixing     | Capped   |
| 1387 | 92 M       | 200          | 20          | 24.7       | 24.7        | 4.3        | 12.0                | Conical    | Bright Chrome | Horseshoe clip | Uncapped |
| 1388 | 92 M       | 200          | 20          | 24.7       | 24.7        | 4.3        | 12.0                | Conical    | Bright Chrome | Nut fixing     | Uncapped |
| 1487 | 95-97 M    | 2,000        | 20          | 24.7       | 24.7        | 4.3        | 12.0                | Conical    | Bright Chrome | Horseshoe clip | Uncapped |
| 1488 | 95-97 M    | 2,000        | 20          | 24.7       | 24.7        | 4.3        | 12.0                | Conical    | Bright Chrome | Nut fixing     | Uncapped |
| 4787 | 93 EM      | 500          | 20          | 24.7       | 24.7        | 4.3        | 12.0                | Conical    | Bright Chrome | Horseshoe clip | Uncapped |
| 4788 | 93 EM      | 500          | 20          | 24.7       | 24.7        | 4.3        | 12.0                | Conical    | Bright Chrome | Nut fixing     | Uncapped |

**Technical Drawing**


## 20mm Multi-Drawer Lock 0810

## Product Description



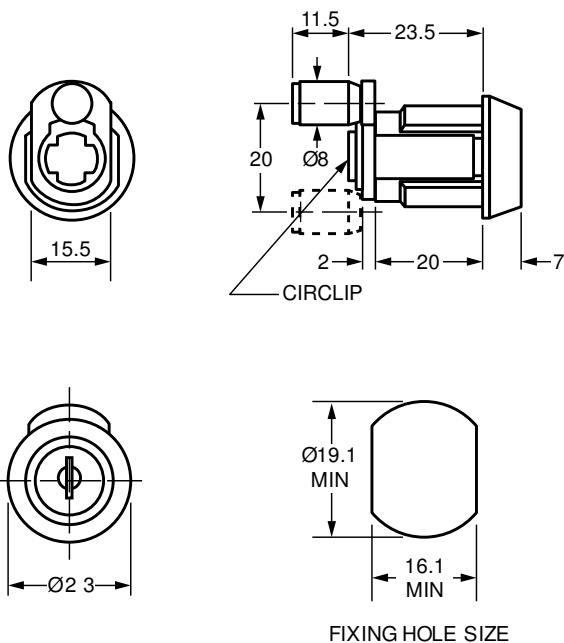
A 20mm Multi-Drawer Lock 0810 available in bright chrome with a square or conical head. This lock has been specifically designed for use in **Metal** and **Wooden** Office Furniture.

- **Standard movements:** 3, 4
- **Lock Combinations:** 2,000
- **Standard finish:** Bright chrome
- **Panel thickness:** 12mm
- **Fixing hole shape:** Double D
- **M** Keyed system supplied to order only

## Options

| SKU  | Key Series | Combinations | Body Length | Head Width | Head Height | Head Depth | Max Panel Thickness | Head Shape | Housing Fixing | Finish        |
|------|------------|--------------|-------------|------------|-------------|------------|---------------------|------------|----------------|---------------|
| 0810 | 45-47 M    | 2,000        | 20          | 23         | 23          | 7          | 12.0                | Conical    | Horseshoe clip | Bright Chrome |
| 0811 | 45-47 M    | 2,000        | 20          | 23         | 23          | 7          | 12.0                | Conical    | Nut fixing     | Bright Chrome |
| 0813 | 45-47 M    | 2,000        | 20          | 0          | 0           | 0          | 12.0                | Square     | Horseshoe clip | Bright Chrome |
| 0820 | 45-47 M    | 2,000        | 20          | 0          | 0           | 0          | 12.0                | Square     | Nut fixing     | Bright Chrome |

## Technical Drawing



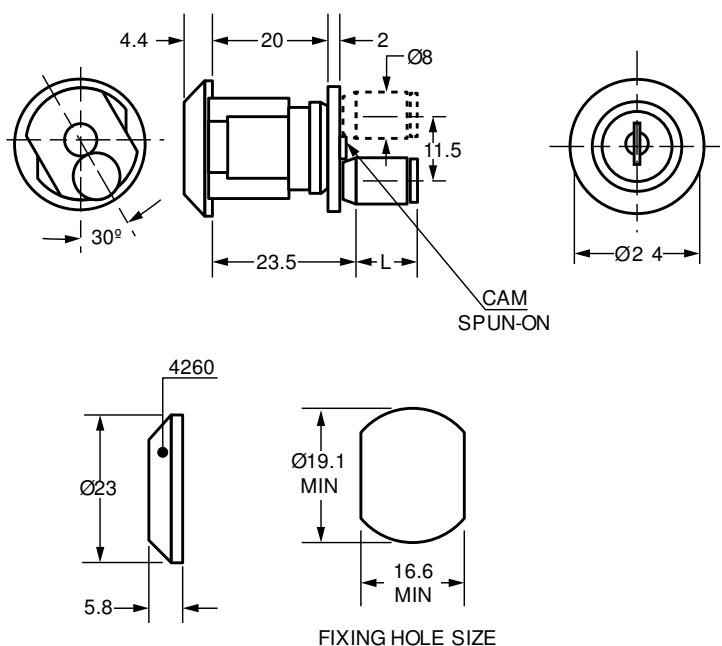
**20mm Multi-Drawer Lock 1360**
**Product Description**


A 20mm Multi-Drawer Lock 1360 in Bright Chrome. This lock has been specifically designed for use in **Metal** and **Wooden** Furniture.

- **Standard movements:** 3, 4
- **Lock Combinations:** 200-2,000
- **Standard finish:** Bright chrome
- **Fixing hole shape:** Double D
- **'L' Dimensions:** 11.5mm (23mm F335 Only)
- **M** Keyed system supplied to order only

**Options**

| SKU  | Key Series | Combinations | Body Length | Head Width | Head Height | Head Depth | Max Panel Thickness | Finish        | Housing Fixing | Head Shape |
|------|------------|--------------|-------------|------------|-------------|------------|---------------------|---------------|----------------|------------|
| 1360 | 92 M       | 200          | 20          | 24         | 24          | 4.4        | 3.0                 | Bright Chrome | Snap In Fix    | Conical    |
| 4260 | 25-27 M    | 2,000        | 20          | 24         | 24          | 4.4        | 3.0                 | Bright Chrome | Snap In Fix    | Conical    |
| 4760 | 93 EM      | 500          | 20          | 24         | 24          | 4.4        | 3.0                 | Bright Chrome | Snap In Fix    | Conical    |
| F335 | 92 M       | 200          | 20          | 24         | 24          | 4.4        | 3.0                 | Bright Chrome | Snap In Fix    | Square     |

**Technical Drawing**


## 20mm Multi-Drawer Lock 4246

## Product Description



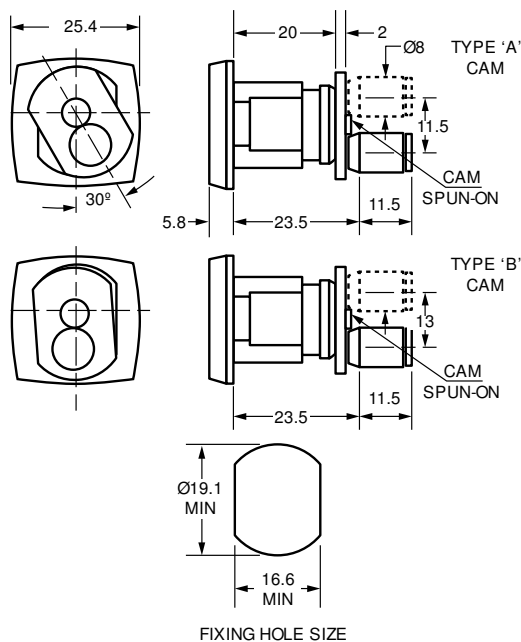
A 20mm Multi-Drawer Lock 4246 in Bright Chrome. Available with 2 different cam types, this lock has been specifically designed for use in **Metal** and **Wooden** Office Furniture.

- **Standard movements:** 3, 4
- **Lock Combinations:** 2,000
- **Standard finish:** Bright chrome
- **Panel thickness:** 3mm
- **Fixing hole shape:** Double D
- **M Keyed system** supplied to order only
- **4246:** Type 'A' cam
- **4209:** Type 'B' cam

## Options

| SKU  | Key Series | Combinations | Body Length | Head Width | Head Height | Head Depth | Max Panel Thickness | Housing Fixing | Finish        |
|------|------------|--------------|-------------|------------|-------------|------------|---------------------|----------------|---------------|
| 4209 | 25-27 M    | 2,000        | 20          | 25.4       | 25.4        | 5.8        | 3.0                 | Snap In Fix    | Bright Chrome |
| 4246 | 25-27 M    | 2,000        | 20          | 25.4       | 25.4        | 5.8        | 3.0                 | Snap In Fix    | Bright Chrome |

## Technical Drawing



## 20mm Multi-Drawer Lock 0809

## Product Description



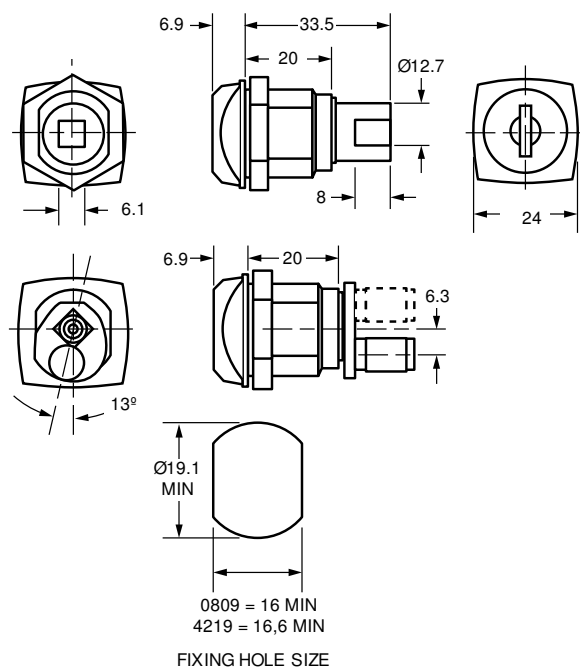
A 20mm Multi-Drawer Lock 0809 available in bright chrome with a removable barrel. This lock has been specifically designed for use in **Metal** and **Wooden** Office Furniture.

- **Standard movements:** 3 (4219), 7 (0809)
- **Lock Combinations:** 2,000
- **Standard finish:** Bright chrome
- **Panel thickness:** 12mm
- **Fixing hole shape:** Double D
- **M Keyed system** supplied to order only
- **Removable Barrel:** 4219 only. Barrel is removable with the use of a special key when the lock is in the open position.

## Options

| SKU  | Key Series | Combinations | Body Length | Head Width | Head Height | Head Depth | Max Panel Thickness | Barrel               | Movement | Finish        |
|------|------------|--------------|-------------|------------|-------------|------------|---------------------|----------------------|----------|---------------|
| 0809 | 45-47 M    | 2,000        | 20          | 24         | 24          | 6.9        | 12.0                | Non Removable Barrel | 7        | Bright Chrome |
| 4219 | 25-27 M    | 2,000        | 20          | 24         | 24          | 6.9        | 12.0                | Removable Barrel     | 3        | Bright Chrome |

## Technical Drawing



## 20mm Multi-Drawer Lock C077

## Product Description

A 20mm Multi-Drawer Lock C077 in Nickel and Chrome Plate. This lock has been specifically designed for use in **Metal** and **Wooden** Furniture.

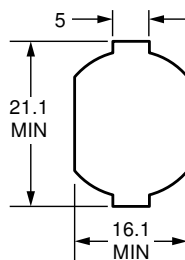
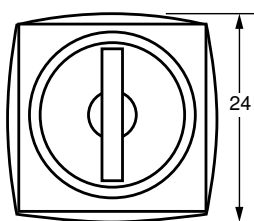
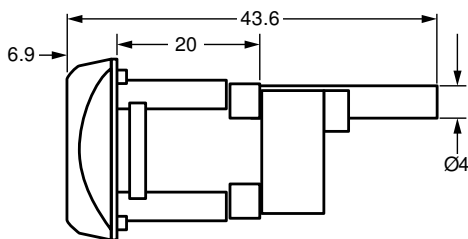
- **Standard movements:** 1, 2, 3, 4, 8
- **Lock Combinations:** 2,000
- **Standard finish:** Nickel and chrome plated
- **Panel thickness:** 12mm
- **Fixing hole shape:** Double D with notches
- **M** Keyed system supplied to order only



## Options

| SKU  | Key Series | Combinations | Body Length | Head Width | Head Height | Head Depth | Max Panel Thickness |
|------|------------|--------------|-------------|------------|-------------|------------|---------------------|
| C077 | KM         | 2,000        | 20          | 24         | 24          | 6.9        | 12.0                |

## Technical Drawing



FIXING HOLE SIZE

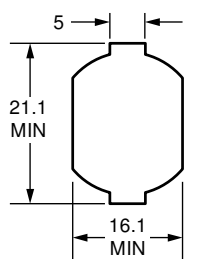
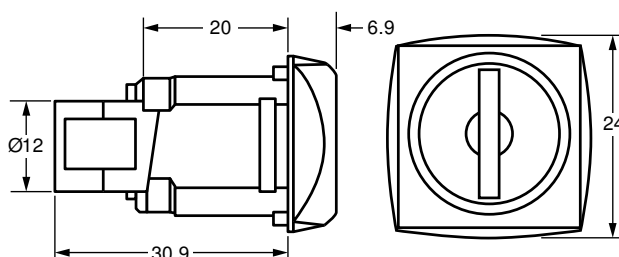
**20mm Multi-Drawer Lock C079**
**Product Description**


A 20mm Multi-Drawer Lock C079 in Nickel and Chrome Plate. This lock has been specifically designed for use in **Metal** and **Wooden** Furniture.

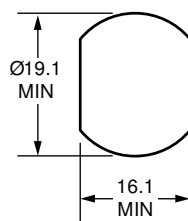
- **Standard movements:** 3, 4
- **Lock Combinations:** 2,000
- **Standard finish:** Nickel and chrome plated
- **Panel thickness:** 12mm
- **Fixing hole shape:** Type 'A' – C079; Type 'B' – C650
- **M** Keyed system supplied to order only
- Please refer to [Technical Information](#) for details on Accessories

**Options**

| SKU  | Key Series | Combinations | Body Length | Head Width | Head Height | Head Depth | Max Panel Thickness |
|------|------------|--------------|-------------|------------|-------------|------------|---------------------|
| C079 | KM         | 2,000        | 20          | 24         | 24          | 6.9        | 12.0                |
| C650 | KM         | 2,000        | 20          | 24         | 24          | 6.9        | 12.0                |

**Technical Drawing**


TYPE 'A'  
FIXING HOLE SIZE



TYPE 'B'  
FIXING HOLE SIZE



## 19mm Multi-Drawer Lock 5829

## Product Description



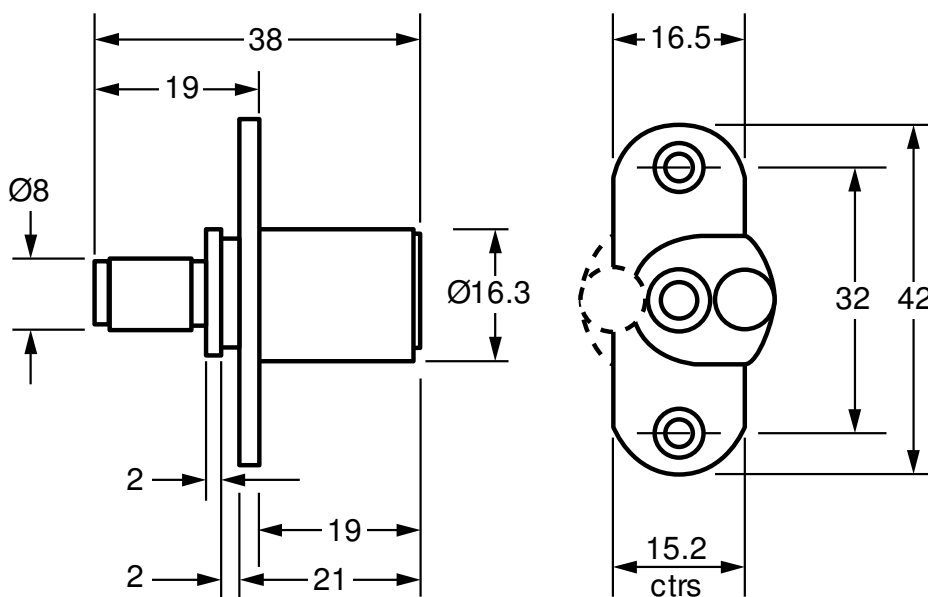
A 19mm Multi-Drawer and Side Filer Lock 5829. Available with a horizontal or vertical fixing and up to 1,000 lock combinations, this lock has been specifically designed for use on **Metal** and **Wooden** Office Furniture.

- **Standard movements:** 3, 4
- **Lock Combinations:** 200 (1,000 on request)
- **Standard finish:** Barrel - Nickel, black chrome
- **Panel thickness:** 19mm
- **Fixing hole shape:** Screw fixed, horizontal (5829) or vertical (5830)
- **M Keyed system** supplied to order only
- **Rosette supplied on request:** 7008003
- Please refer to [Technical Information](#) for details on Accessories

## Options

| SKU  | Key Series | Combinations | Body Length | Head Width | Head Height | Head Depth | Max Panel Thickness | Fixing     |
|------|------------|--------------|-------------|------------|-------------|------------|---------------------|------------|
| 5829 | 18 M       | 200          | 19          | 16.3       | 16.3        | 19         | 19.0                | Horizontal |
| 5830 | 18 M       | 200          | 19          | 16.3       | 16.3        | 19         | 19.0                | Vertical   |

## Technical Drawing



## 13.5mm Multi-Drawer Lock F621

## Product Description

A 13.5mm Multi-Drawer Lock F621 available Nickel Plated. This lock is ideal for **Metal Office Furniture**.

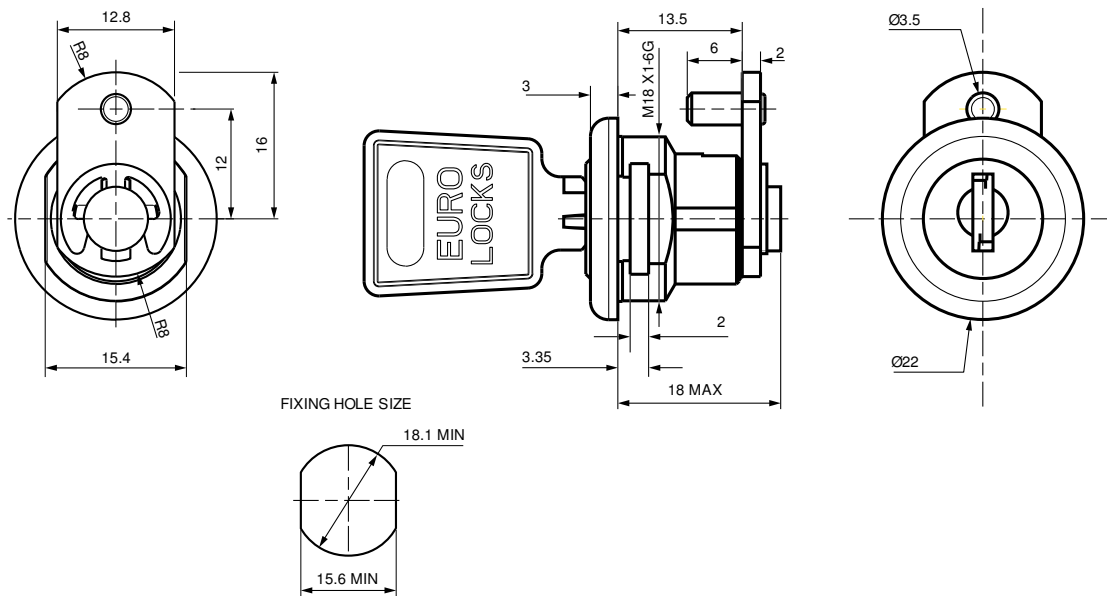
- **Standard movements:** 3, 4
- **Lock Combinations:** 200
- **Standard finish:** Nickel Plated
- **Fixing hole shape:** Double D
- **Housing fixing:** Horeshoe Clip or Nut



## Options

| SKU  | Key Series | Combinations | Body Length | Head Width | Head Height | Head Depth | Max Panel Thickness | Finish        |
|------|------------|--------------|-------------|------------|-------------|------------|---------------------|---------------|
| F621 | FH         | 200          | 13.5        | 22         | 22          | 3          | 3                   | Nickel Plated |

## Technical Drawing



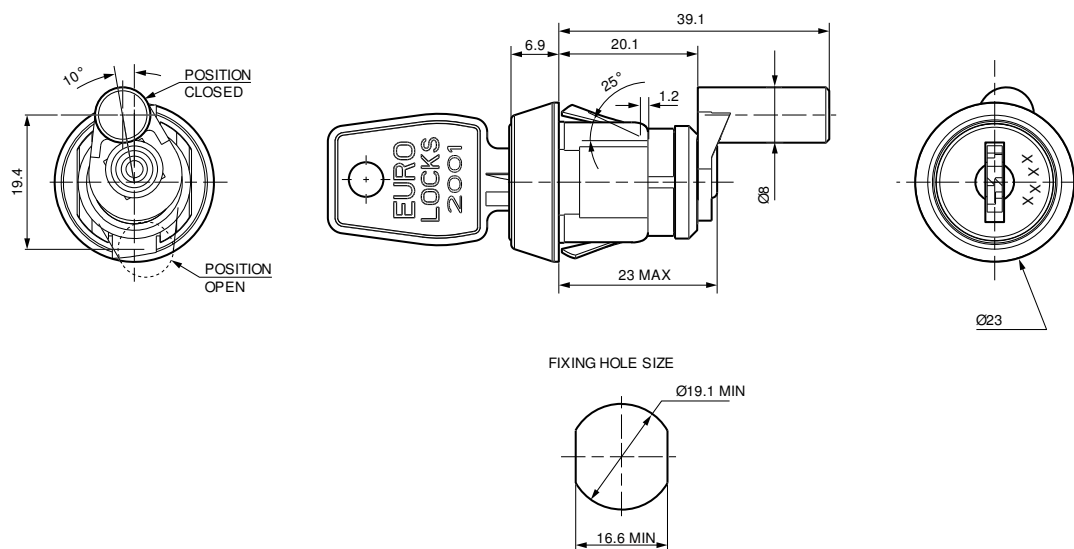
**20mm Multi-Drawer Lock F627**
**Product Description**


A 20mm Multi-Drawer Lock F627 available with a Black Plastic Cap. This lock is ideal for **Metal Office Furniture**.

- **Standard movements:** 3, 4
- **Lock Combinations:** 2000
- **Standard finish:** Black Plastic Cap
- **Fixing hole shape:** Double D
- **Housing fixing:** Nut, Clip or Snap-In

**Options**

| SKU  | Key Series | Combinations | Body Length | Head Width | Head Height | Head Depth | Max Panel Thickness              | Cap    |
|------|------------|--------------|-------------|------------|-------------|------------|----------------------------------|--------|
| F627 | 2000 M     | 2000         | 20          | 23         | 23          | 6.9        | 10 (Nut/Clip); 0.8-2.9 (Snap-In) | Capped |

**Technical Drawing**


## 23.5mm Multi-Drawer Lock 1346



## Product Description

A 23.5mm Multi-Drawer lock 1346 in Bright Chrome. Available with a square or conical head and with a selection of cam travel distances this lock is specifically designed for use **Metal** and **Wooden** Office Furniture.

- **Standard movements:** 3, 4
- **Lock Combinations:** 200-500
- **Standard finish:** Bright chrome
- **Fixing hole shape:** Double D
- **M** Keyed system supplied to order only

Other cam travel, cam and panel thickness available on request

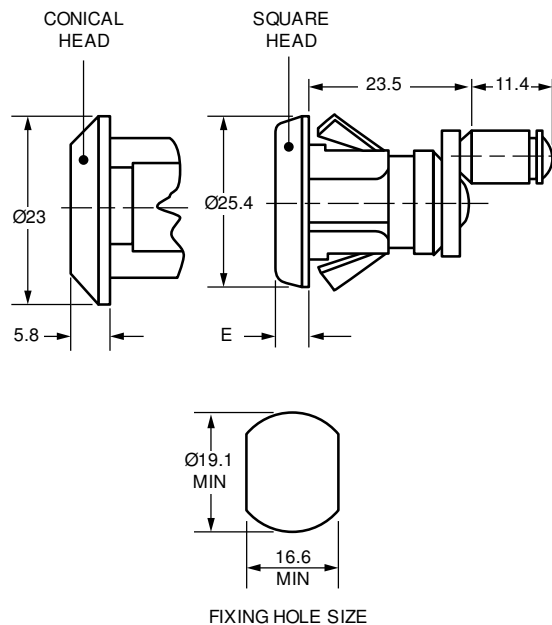
### Cam Travel 'E' Dimension

|            |        |       |
|------------|--------|-------|
| 1346       | 19.0mm | 5.0mm |
| F335       | 11.5mm | 4.5mm |
| F390, F535 | 15.0mm | 4.5mm |

## Options

| SKU  | Key Series | Combinations | Body Length | Head Width | Head Height | Head Depth | Max Panel Thickness | Finish        | Head Shape |
|------|------------|--------------|-------------|------------|-------------|------------|---------------------|---------------|------------|
| 1346 | 92 M       | 200          | 23.5        | 25.4       | 25.4        | 5          |                     | Bright Chrome | Square     |
| F335 | 9000 M     | 500          | 23.5        | 25.4       | 25.4        | 4.5        |                     | Bright Chrome | Square     |
| F390 | 9000 M     | 500          | 23.5        | 25.4       | 25.4        | 4.5        |                     | Bright Chrome | Square     |
| F535 | 9000 M     | 500          | 23.5        | 23         | 23          | 5.8        |                     | Bright Chrome | Conical    |

## Technical Drawing



## RPT Multi-Drawer Lock 2417

## Product Description



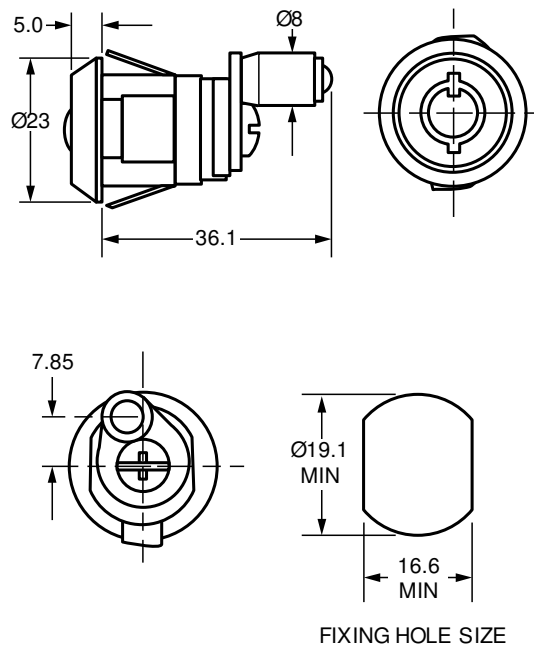
An RPT Multi-Drawer Lock 2417 in Bright Chrome. This RPT lock is specifically designed for use in **Metal** and **Wooden** Office Furniture.

- **Standard movements:** 3
- **Lock Combinations:** 10,000
- **Standard finish:** Bright chrome
- **Panel thickness:** 08mm – 1.2mm
- **M Keyed system** supplied to order only

## Options

| SKU  | Key Series | Combinations | Body Length | Head Width | Head Height | Head Depth | Max Panel Thickness | Movement | Finish        |
|------|------------|--------------|-------------|------------|-------------|------------|---------------------|----------|---------------|
| 2417 | 28         | 10,000       | 0           | 23         | 23          | 5          | 1.2                 | 3        | Bright Chrome |

## Technical Drawing



## 20mm Multi-Drawer Lock 4210

## Product Description



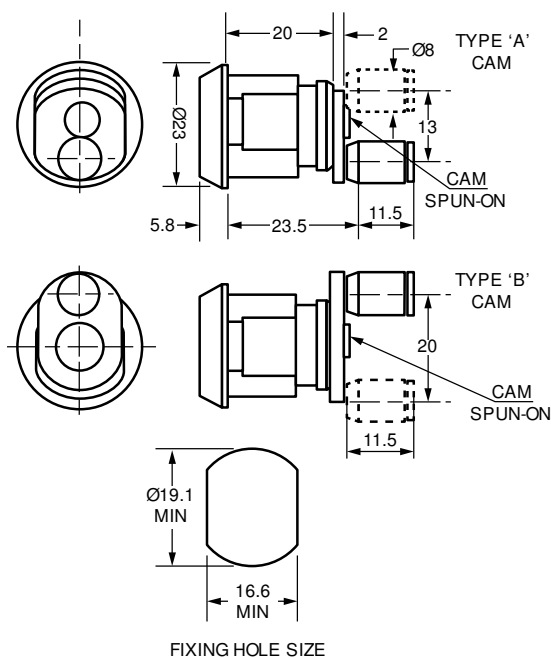
A 20mm Multi-Drawer Lock 4210 in Bright Chrome. Available with 2 different cam types, this lock has been specifically designed for use in **Metal** and **Wooden** Office Furniture.

- **Standard movements:** 3, 4
- **Lock Combinations:** 2,000
- **Standard finish:** Bright chrome
- **Panel thickness:** 3mm
- **Fixing hole shape:** Double D
- **M Keyed system** supplied to order only
- **4210:** Type 'A' cam
- **4211:** Type 'B' cam

## Options

| SKU  | Key Series | Combinations | Body Length | Head Width | Head Height | Head Depth | Max Panel Thickness | Finish        | Housing Fixing |
|------|------------|--------------|-------------|------------|-------------|------------|---------------------|---------------|----------------|
| 4210 | 25-27 M    | 2,000        | 20          | 23         | 23          | 5.8        | 3.0                 | Bright Chrome | Snap In Fix    |
| 4211 | 25-27 M    | 2,000        | 20          | 23         | 23          | 5.8        | 3.0                 | Bright Chrome | Snap In Fix    |

## Technical Drawing



## 21.9mm Multi-Drawer Lock B568

## Product Description



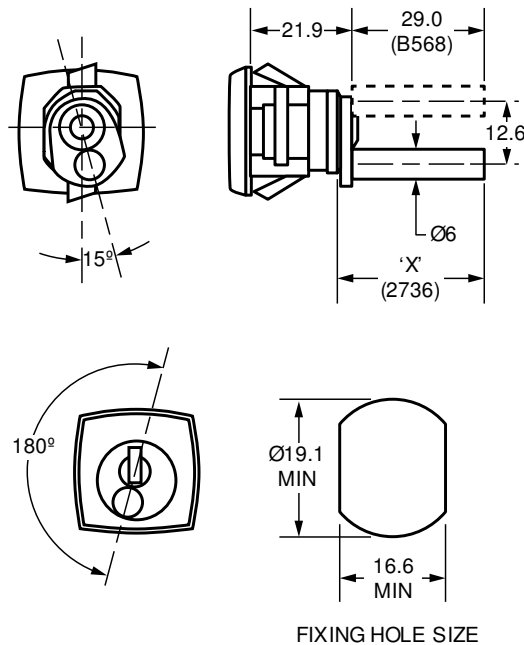
A 21.9mm Multi-Drawer Lock B568 in Bright Chrome. Available with a selection of cam actuator lengths ('X' dimension below), this lock has been specifically designed for use in **Wooden** and **Metal** Office Furniture.

- **Standard movements:** 3, 4
- **Lock Combinations:** 200-2,000
- **Standard finish:** Bright chrome
- **Panel thickness:** 3mm
- **Fixing hole shape:** Double D
- **M Keyed system** supplied to order only
- **'X' Dimension:** 20mm, 25mm, 32mm, 40mm, 45mm or 55mm

## Options

| SKU  | Key Series | Combinations | Body Length | Head Width | Head Height | Head Depth | Max Panel Thickness | Housing Fixing | Finish        |
|------|------------|--------------|-------------|------------|-------------|------------|---------------------|----------------|---------------|
| 2736 | 95-97 M    | 2,000        | 21          | 0          | 0           | 0          | 3.0                 | Snap In Fix    | Bright Chrome |
| B568 | 92 M       | 200          | 21.9        | 0          | 0           | 0          | 3.0                 | Snap In Fix    | Bright Chrome |

## Technical Drawing



### 31.7mm Multi-Drawer Lock B565

### Product Description



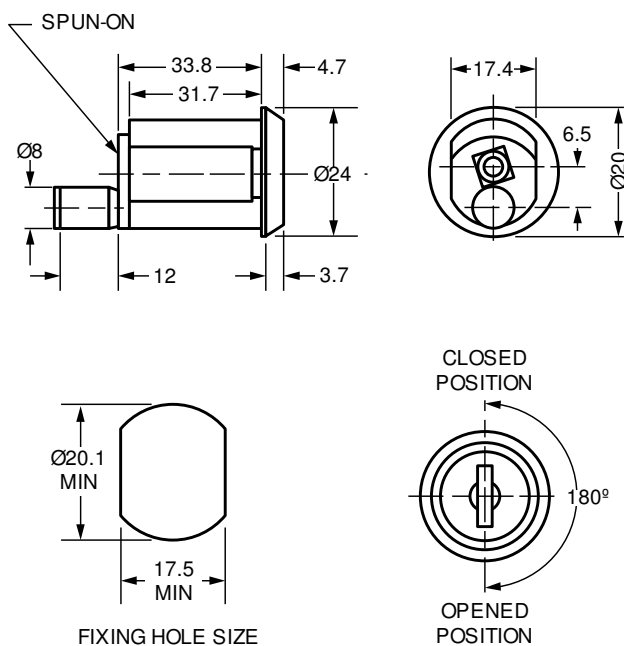
A 31.7mm Multi-Drawer Lock B565 in Bright Chrome. This lock has been specifically designed for use in **Metal** and **Wooden** Office Furniture.

- **Standard movements:** 3, 4
- **Lock Combinations:** 2,000
- **Standard finish:** Bright chrome
- **Panel thickness:** 25mm
- **Fixing hole shape:** Double D
- **M** Keyed system supplied to order only

### Options

| SKU  | Key Series | Combinations | Body Length | Head Width | Head Height | Head Depth | Max Panel Thickness | Housing Fixing | Finish        |
|------|------------|--------------|-------------|------------|-------------|------------|---------------------|----------------|---------------|
| B565 | 25-27 M    | 2,000        | 31.7        | 24         | 24          | 4.7        | 25.0                | Horseshoe clip | Bright Chrome |

### Technical Drawing





## 22.4mm Multi-Drawer Lock B289

## Product Description



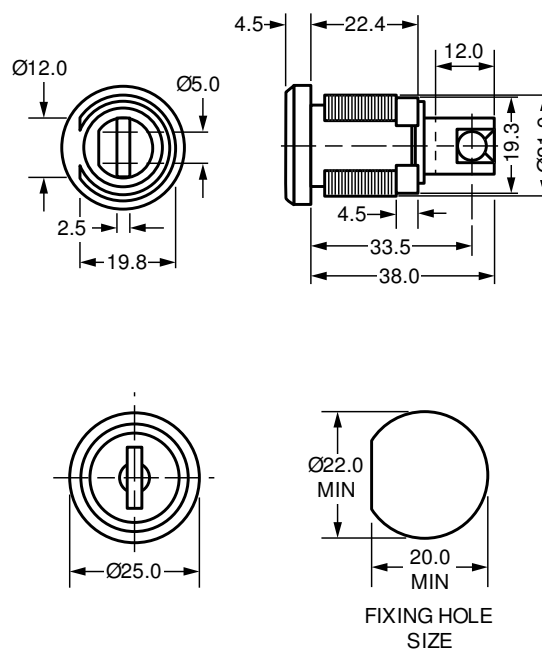
A 22.4mm Multi-Drawer Lock B289 in Bright Chrome. This lock has been specifically designed for use in **Metal** and **Wooden** Office Furniture.

- **Standard movements:** 8, 14
- **Lock Combinations:** 2,000
- **Standard finish:** Bright chrome
- **Panel thickness:** 12mm
- **Fixing hole shape:** Single D flat left side
- **M** Keyed system supplied to order only

## Options

| SKU  | Key Series | Combinations | Body Length | Head Width | Head Height | Head Depth | Max Panel Thickness | Housing Fixing | Movement | Finish        |
|------|------------|--------------|-------------|------------|-------------|------------|---------------------|----------------|----------|---------------|
| B289 | 45-47 M    | 2,000        | 22.4        | 25         | 25          | 4.5        | 12.0                | Nut fixing     | 7        | Bright Chrome |

## Technical Drawing



## 23mm Multi-Drawer Lock 5623

## Product Description



A 23mm Multi-Drawer Lock 5623 available in bright chrome, satin chrome or black chrome. This lock has a removable barrel and has been specifically designed for use in **Metal** and **Wooden** Office Furniture.

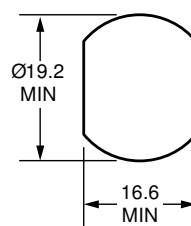
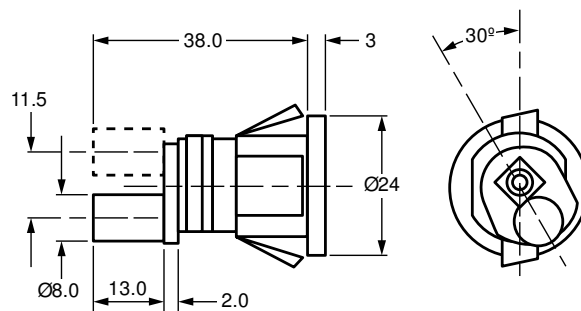
- **Standard movements:** 3
- **Lock Combinations:** 200 (500 available on request)
- **Standard finish:** Bright chrome, satin chrome, black chrome
- **Panel thickness:** 11mm (5623, 5622), 0.6-1.82mm (5624)
- **Fixing hole shape:** Double D
- **M** Keyed system supplied to order only

For further information on the Removable Barrel System please see our **Technical Section** or contact the sales department.

## Options

| SKU  | Key Series | Combinations | Body Length | Head Width | Head Height | Head Depth | Max Panel Thickness | Housing Fixing | Movement |
|------|------------|--------------|-------------|------------|-------------|------------|---------------------|----------------|----------|
| 5622 | 35 M       | 200          | 23          | 24         | 24          | 3          | 11.0                | Horseshoe clip | 3        |
| 5623 | 35 M       | 200          | 23          | 24         | 24          | 3          | 11.0                | Nut fixing     | 3        |
| 5624 | 35 M       | 200          | 23          | 24         | 24          | 3          | 1.82                | Snap In Fix    | 3        |

## Technical Drawing



FIXING HOLE SIZE

### 31.5mm Multi-Drawer Lock 5626

### Product Description



A 31.5mm Multi-Drawer Lock 5626 available in bright chrome, satin chrome or black chrome. This lock has a removable barrel and has been specifically designed for use in **Metal** and **Wooden** Office Furniture.

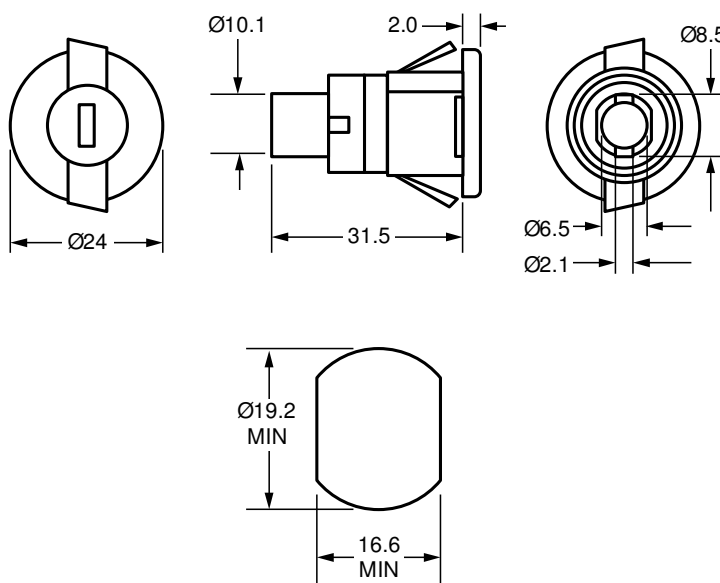
- **Standard movements:** 3, 8
- **Lock Combinations:** 200 (500 available on request)
- **Standard finish:** Bright chrome, satin chrome, black chrome
- **Panel thickness:** 11mm (5626, 5628), 0.6-1.82mm (5627)
- **Fixing hole shape:** Double D
- **M Keyed system** supplied to order only

For further information on the Removable Barrel System please see our **Technical Section** or contact the sales department.

### Options

| SKU  | Key Series | Combinations | Body Length | Head Width | Head Height | Head Depth | Max Panel Thickness | Housing Fixing |
|------|------------|--------------|-------------|------------|-------------|------------|---------------------|----------------|
| 5626 | 35 M       | 200          | 0           | 24         | 24          | 2          | 11.0                | Nut fixing     |
| 5627 | 35 M       | 200          | 0           | 24         | 24          | 2          | 1.82                | Snap In Fix    |
| 5628 | 35 M       | 200          | 0           | 24         | 24          | 2          | 11.0                | Nut fixing     |

### Technical Drawing



FIXING HOLE SIZE

## 27.2mm Multi-Drawer Lock F245

## Product Description



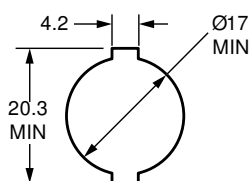
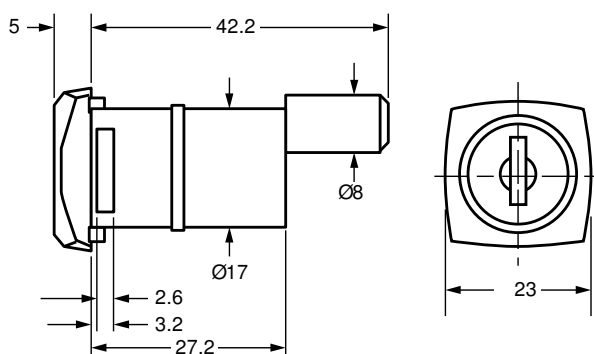
A 27.2mm Multi-Drawer Lock F245 in Bright Chrome. This lock has been specifically designed for use in **Metal** and **Wooden** Office Furniture.

- **Standard movements:** 3
- **Lock Combinations:** 500
- **Standard finish:** Bright chrome
- **Panel thickness:** 1.5-5.5mm
- **Fixing hole shape:** Round with notches
- **M** Keyed system supplied to order only

## Options

| SKU  | Key Series | Combinations | Body Length | Head Width | Head Height | Head Depth | Max Panel Thickness | Housing Fixing | Movement | Finish        |
|------|------------|--------------|-------------|------------|-------------|------------|---------------------|----------------|----------|---------------|
| F245 | 9000 M     | 500          | 27.2        | 23         | 23          | 5          | 5.5                 | Horseshoe clip | 3        | Bright Chrome |

## Technical Drawing



FIXING HOLE SIZE

20mm Push-to-Turn Latchlock  
5703



Product Description

A 20mm push-to-turn latchlock 5703 available in bright chrome with a nickel barrel. This latchlock is ideal for use with **Metal Office Furniture**.

- **Standard movements:** 1, 2, 3, 4
- **Standard finish:** Bright chrome, Nickel barrel
- **Recommended Shackle Diameter:** Min 5mm; Max 7mm
- **Nut fixed housing:** 12mm

Refer to **Technical Information** section for details on cams and accessories.

Method of Operation

1. With door closed push handle inward to engage with the cam mechanism
2. Turn handle as far as stop.  
If latchlock is fitted on left-edge of door turn handle anti-clockwise to lock.  
If latchlock is fitted on right-edge of door turn handle clockwise to lock.
3. Withdraw handle without turning and fit padlock through hole provided in handle shank.
4. To open latchlock, remove padlock, push handle inward and turn it to the unlocked position.

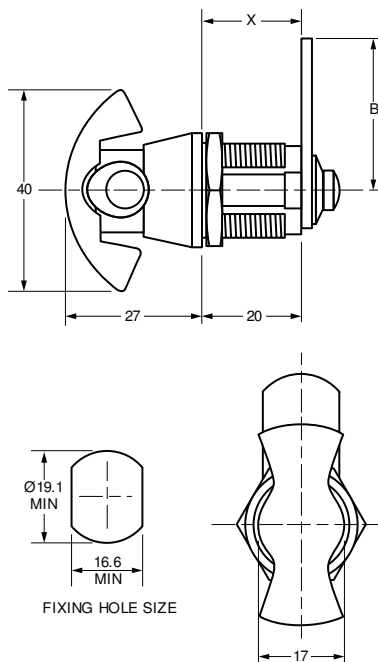
Caution

Use only recommended padlock sizes with these devices. If other padlocks are used, the latchlocks can be opened in the locked position. We suggest fitting a 3mm thick cam as standard.

Options

| SKU  | Key Series | Combinations | Body Length | Head Width | Head Height | Head Depth | Max Panel Thickness | Housing Fixing | Handle | Finish        |
|------|------------|--------------|-------------|------------|-------------|------------|---------------------|----------------|--------|---------------|
| 5703 | Padlock    |              | 2           | 0          | 43          | 25         |                     | Nut fixing     | Large  | Bright Chrome |

Technical Drawing



**20mm Latchlock 5707**
**Product Description**


A 20mm latchlock 5707 available in chrome or epoxy black (see below). Secured with a padlock, this latchlock is ideal for use with **Metal Office Furniture**.

- **Standard movements:** 1, 2, 3, 4
- **Standard finish:** Chrome; black epoxy available 5714, 5704, 5715 only.
- **Recommended Shackle Diameter:** Min 5mm; Max 7.5mm

Refer to **Technical Information** section for details on cams and accessories.

**Method of Operation**

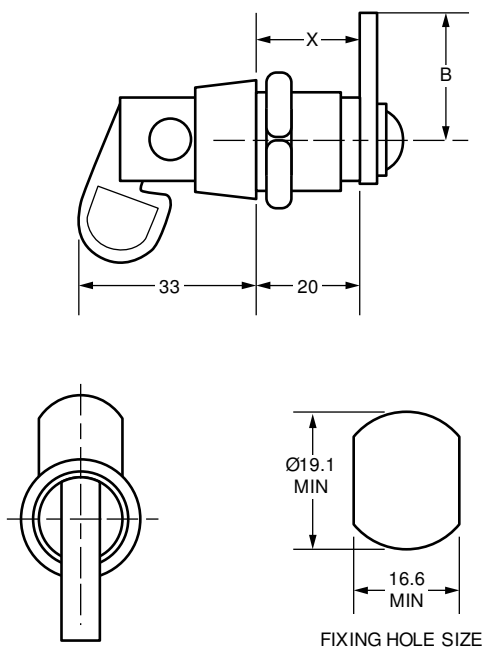
1. With door closed push handle inward to engage with the cam mechanism
2. Turn handle as far as stop.  
If latchlock is fitted on left-edge of door turn handle anti-clockwise to lock.  
If latchlock is fitted on right-edge of door turn handle clockwise to lock.
3. Withdraw handle without turning and fit padlock through hole provided in handle shank.
4. To open latchlock, remove padlock, push handle inward and turn it to the unlocked position.


**Caution**

Use only recommended padlock sizes with these devices. If other padlocks are used, the latchlocks can be opened in the locked position. We suggest fitting a 3mm thick cam as standard.

**Options**

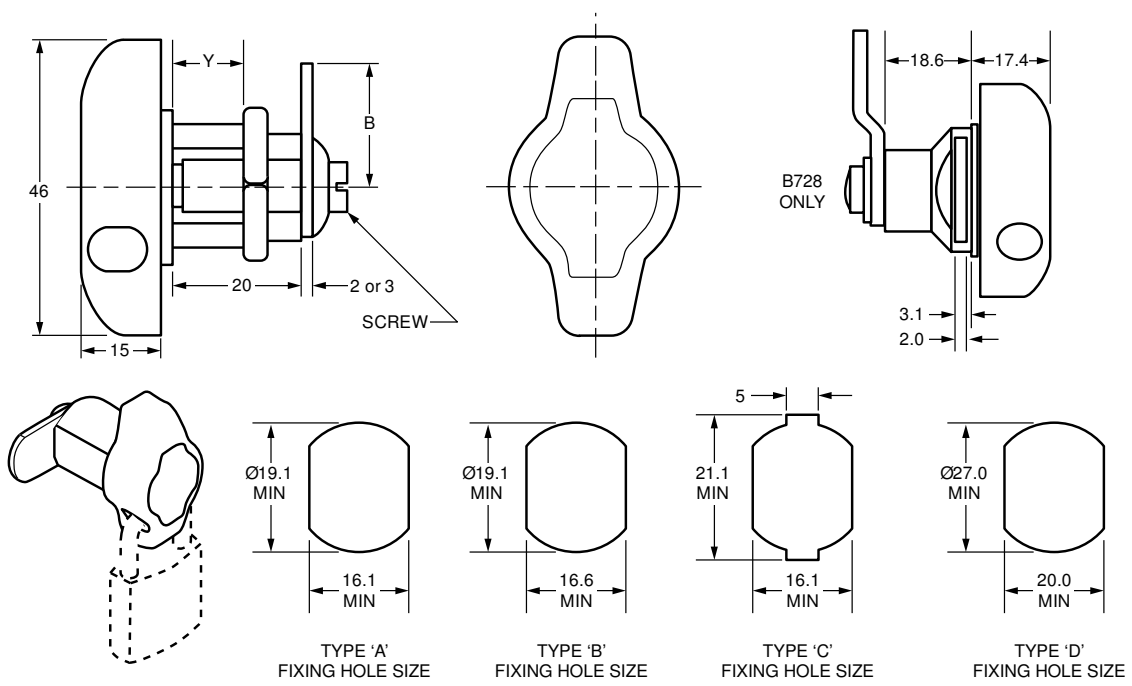
| SKU  | Key Series | Combinations | Body Length | Head Width | Head Height | Head Depth | Max Panel Thickness | Finish      | Housing Fixing | Cam Fixing |
|------|------------|--------------|-------------|------------|-------------|------------|---------------------|-------------|----------------|------------|
| 5704 | Padlock    |              | 20          | 0          | 0           | 33         |                     | Black Epoxy | Horseshoe clip | Nut        |
| 5707 | Padlock    |              | 20          | 0          | 0           | 33         |                     | (multiple)  | Nut fixing     | Spun On    |
| 5708 | Padlock    |              | 20          | 0          | 0           | 33         |                     | (multiple)  | Nut fixing     | Nut        |
| 5709 | Padlock    |              | 20          | 0          | 0           | 33         |                     | (multiple)  | Nut fixing     | Screw      |
| 5714 | Padlock    |              | 20          | 0          | 0           | 33         |                     | Black Epoxy | Horseshoe clip | Spun On    |
| 5715 | Padlock    |              | 20          | 0          | 0           | 33         |                     | Black Epoxy | Horseshoe clip | Screw      |

**Technical Drawing**


| 20mm Latchlock 4441   | Product Description   |      |      |      |   |      |      |      |      |      |      |      |  |      |      |      |  |
|---|---|------|------|------|---|------|------|------|------|------|------|------|--|------|------|------|--|
|  | <p>A 20mm latchlock 4441 in bright chrome or bright nickel. Secured with a padlock, these locks are ideal for applications such as <b>Metal Office Furniture</b>.</p> <ul style="list-style-type: none"><li>● <b>Standard movements:</b> 1, 2</li><li>● <b>Lock Combinations:</b> Padlock</li><li>● <b>Standard finish:</b> Bright chrome (F222), bright nickel</li><li>● <b>Panel thickness:</b> See table below for specifics</li><li>● <b>Fixing hole type:</b> See table below and Technical Drawing</li><li>● <b>Recommended shackle diameter:</b> 5-7mm</li><li>● <b>Comprehensive range of Cams available:</b> See <a href="#">Technical Information</a></li></ul> |      |      |      |   |      |      |      |      |      |      |      |  |      |      |      |  |
|   | <p><b>Fixing Hole Shape</b></p> <table><tr><th>A</th><th>B</th><th>C</th><th>D</th></tr><tr><td>4443</td><td>4441</td><td>4439</td><td>B728</td></tr><tr><td>4442</td><td>4440</td><td>4438</td><td></td></tr><tr><td>4458</td><td>F222</td><td>4456</td><td></td></tr></table>   | A    | B    | C    | D | 4443 | 4441 | 4439 | B728 | 4442 | 4440 | 4438 |  | 4458 | F222 | 4456 |  |
|   | A   | B    | C    | D    |   |      |      |      |      |      |      |      |  |      |      |      |  |
|   | 4443  | 4441 | 4439 | B728 |   |      |      |      |      |      |      |      |  |      |      |      |  |
| 4442  | 4440  | 4438 |      |      |   |      |      |      |      |      |      |      |  |      |      |      |  |
| 4458  | F222  | 4456 |      |      |   |      |      |      |      |      |      |      |  |      |      |      |  |

| Options |            |              |             |            |             |            |                     |                |            |               |
|---------|------------|--------------|-------------|------------|-------------|------------|---------------------|----------------|------------|---------------|
| SKU     | Key Series | Combinations | Body Length | Head Width | Head Height | Head Depth | Max Panel Thickness | Housing Fixing | Cam Fixing | Finish        |
| 4438    | Padlock    |              | 20          | 0          | 46          | 17.4       | 13                  | Horseshoe clip | Screw      | (multiple)    |
| 4439    | Padlock    |              | 20          | 0          | 46          | 17.4       | 12                  | Nut fixing     | Screw      | (multiple)    |
| 4440    | Padlock    |              | 20          | 0          | 46          | 17.4       | 13                  | Horseshoe clip | Screw      | (multiple)    |
| 4441    | Padlock    |              | 20          | 0          | 46          | 17.4       | 12                  | Nut fixing     | Screw      | (multiple)    |
| 4442    | Padlock    |              | 20          | 0          | 46          | 17.4       | 13                  | Horseshoe clip | Screw      | (multiple)    |
| 4443    | Padlock    |              | 20          | 0          | 46          | 17.4       | 12                  | Nut fixing     | Screw      | (multiple)    |
| 4456    | Padlock    |              | 20          | 0          | 46          | 17.4       | 13                  | Horseshoe clip | Circlip    | (multiple)    |
| 4458    | Padlock    |              | 20          | 0          | 46          | 17.4       | 13                  | Horseshoe clip | Circlip    | (multiple)    |
| B728    | Padlock    |              | 18.6        | 0          | 0           | 17.4       | 0.8                 | Horseshoe clip | Screw      | (multiple)    |
| F222    | Padlock    |              | 20          | 0          | 46          | 17.4       | 13                  | Horseshoe clip | Screw      | Bright Chrome |

| Technical Drawing         |
|---------------------------|
| Technical Drawing Content |





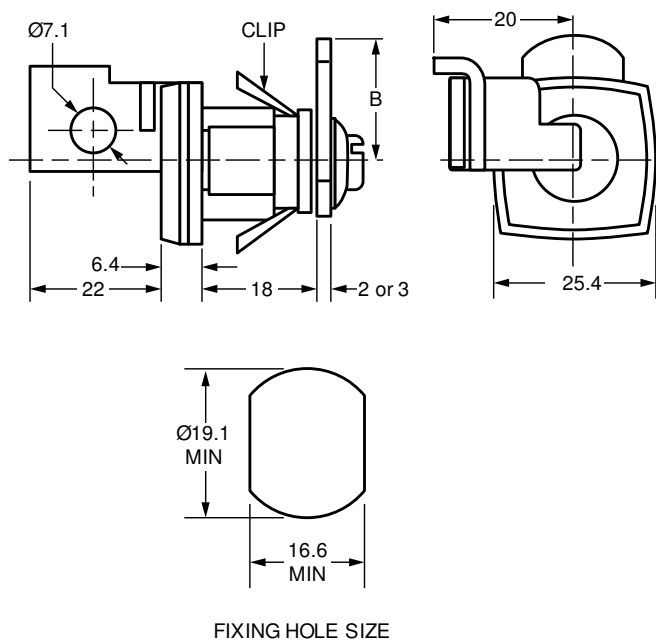
**18mm Latchlock 4408**
**Product Description**


A 18mm latchlock 4408 available in bright chrome. Secured with a padlock, these locks are ideal for applications such as **Metal Office Furniture**.

- **Standard movements:** 1, 2
- **Lock Combinations:** Padlock
- **Standard finish:** Bright chrome
- **Fixing hole shape:** Double D
- **Recommended shackle diameter:** 7mm
- **Comprehensive range of Cams available:** See [Technical Information](#)

**Options**

| SKU  | Key Series | Combinations | Body Length | Head Width | Head Height | Head Depth | Max Panel Thickness | Housing Fixing | Finish        |
|------|------------|--------------|-------------|------------|-------------|------------|---------------------|----------------|---------------|
| 4408 | Padlock    |              | 18          | 0          | 0           | 28.4       |                     | Snap In Fix    | Bright Chrome |

**Technical Drawing**


## 18mm Latchlock 4409

## Product Description



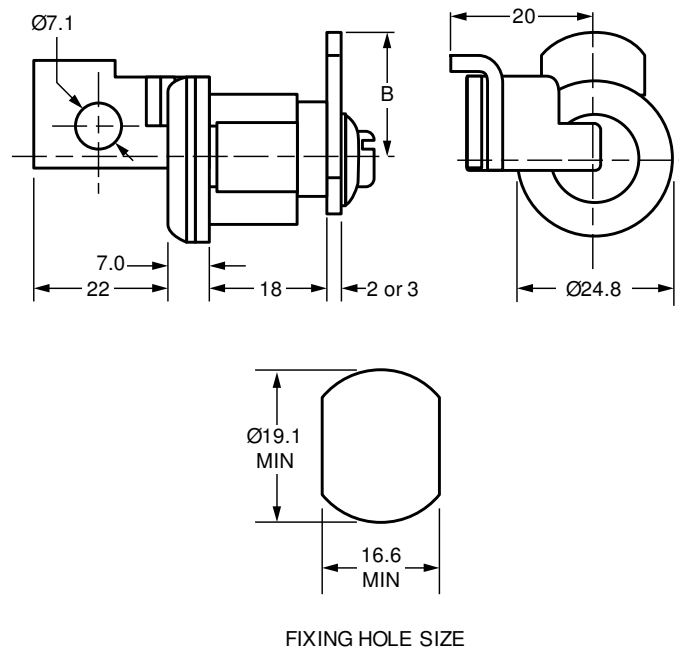
A 18mm latchlock 4409 in bright chrome with a stainless steel cap. Secured with a padlock, these locks are ideal for applications such as Lockers.

- **Standard movements:** 1, 2
- **Lock Combinations:** Padlock
- **Standard finish:** Bright chrome, stainless steel cap
- **Panel thickness:** 10mm
- **Fixing hole shape:** Double D
- **Recommended shackle diameter:** 7mm
- **Comprehensive range of Cams available:** See [Technical Information](#)

## Options

| SKU  | Key Series | Combinations | Body Length | Head Width | Head Height | Head Depth | Max Panel Thickness | Housing Fixing |
|------|------------|--------------|-------------|------------|-------------|------------|---------------------|----------------|
| 4409 | Padlock    |              | 18          | 0          | 0           | 29         | 10.0                | Nut fixing     |

## Technical Drawing



FIXING HOLE SIZE

## 18mm Latchlock 4445

## Product Description



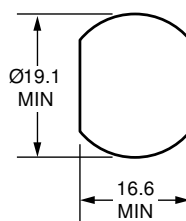
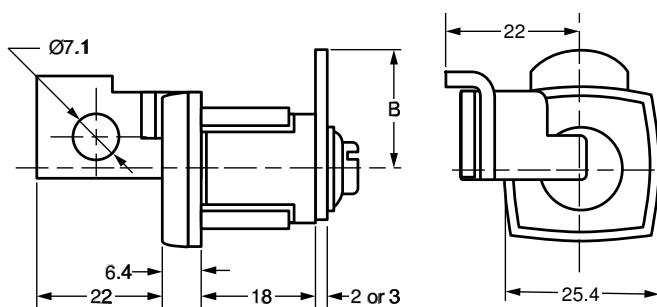
A 18mm latchlock 4445 in bright chrome. Secured with a padlock, these locks are ideal for many applications including **Metal Office Furniture**.

- **Standard movements:** 1, 2
- **Lock Combinations:** Padlock
- **Standard finish:** Bright chrome
- **Panel thickness:** 10mm
- **Fixing hole shape:** Double D
- **Recommended shackle diameter:** 7mm
- **Comprehensive range of Cams available:** See [Technical Information](#)

## Options

| SKU  | Key Series | Combinations | Body Length | Head Width | Head Height | Head Depth | Max Panel Thickness | Housing Fixing | Finish        |
|------|------------|--------------|-------------|------------|-------------|------------|---------------------|----------------|---------------|
| 4445 | Padlock    |              | 18          | 0          | 0           | 28.4       | 10.0                | Nut fixing     | Bright Chrome |

## Technical Drawing



FIXING HOLE SIZE

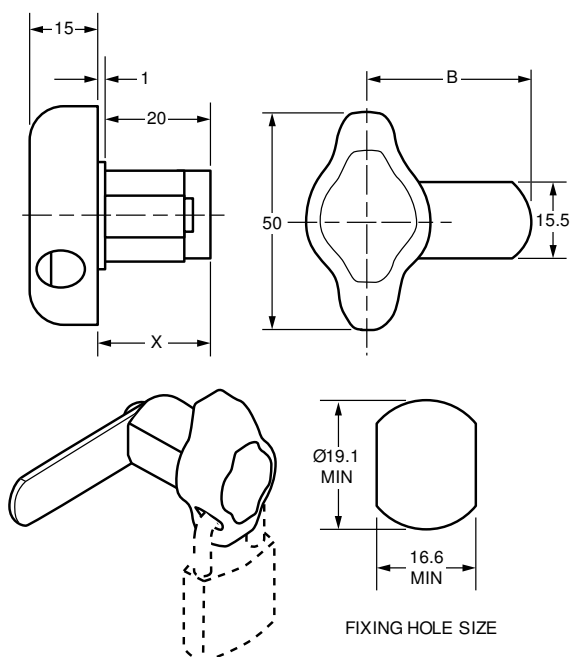
**20mm Latchlock 4459**
**Product Description**


A 20mm latchlock 4459 available in a number of different finishes (see below). Secured with a padlock, these locks are ideal for applications such as **Lockers**.

- **Standard movements:** 1, 2
- **Lock Combinations:** Padlock
- **Standard finish:** Bright chrome, satin chrome, bright nickel
- **Panel thickness:** 12mm
- **Fixing hole shape:** Double D
- **Recommended shackle diameter:** 7-8mm
- **Comprehensive range of Cams available:** See [Technical Information](#)

**Options**

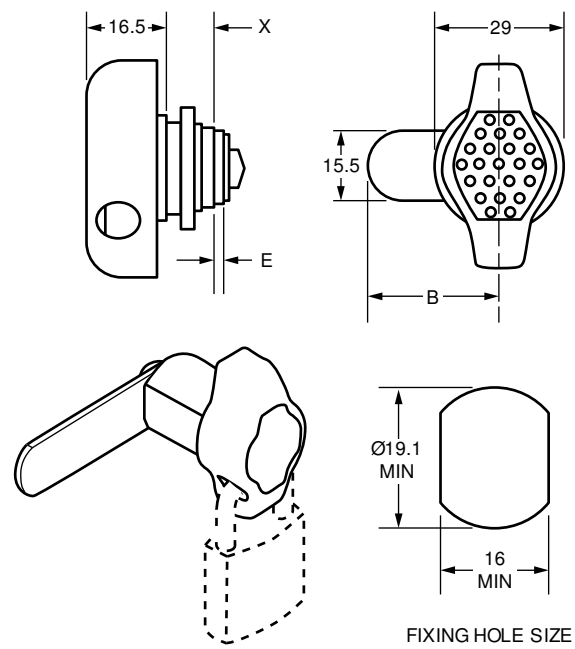
| SKU  | Key Series | Combinations | Body Length | Head Width | Head Height | Head Depth | Max Panel Thickness | Housing Fixing |
|------|------------|--------------|-------------|------------|-------------|------------|---------------------|----------------|
| 4459 | Padlock    |              | 20          | 0          | 50          | 15         |                     | Horseshoe clip |
| 4463 | Padlock    |              | 20          | 0          | 50          | 15         |                     | Nut fixing     |

**Technical Drawing**


| 10mm Latchlock 4485   | Product Description  |                     |      |      |  |
|---|--|---------------------|------|------|--|
|  | A 10mm and 20mm latchlock 4485 available in Bright Chrome. Secured with a padlock, these locks are ideal for applications such as <b>Lockers</b> . |                     |      |      |  |
|   | ● <b>Standard movements:</b> 1, 2  |                     |      |      |  |
|   | ● <b>Lock Combinations:</b> Padlock  |                     |      |      |  |
|   | ● <b>Standard finish:</b> Bright chrome  |                     |      |      |  |
|   | ● <b>Panel thickness:</b> 4 – 13.5mm (contact Sales Department)  |                     |      |      |  |
|   | ● <b>Fixing hole shape:</b> Double D   |                     |      |      |  |
|   | ● <b>Recommended shackle diameter:</b> Min 5mm – Max 8mm (see table below DETAILS)   |                     |      |      |  |
| X   | E  | Shackle Diameter    |      |      |  |
| 10mm  | 2  | Min 6mm - Max 8mm   | 4484 | 4486 |  |
| 20mm  | 2  | Min 6mm - Max 8mm   | 4485 | 4487 |  |
| 10mm  | 3.5  | Min 5mm - Max 6.5mm | 4464 | 4465 |  |
| 10mm  | 2  | Min 5mm - Max 6.5mm | 4466 | 4467 |  |
| 10mm  | 2  | Min 6mm - Max 8mm   | 4477 | 4482 |  |

| Options |            |              |             |            |             |            |                     |                |               |
|---------|------------|--------------|-------------|------------|-------------|------------|---------------------|----------------|---------------|
| SKU     | Key Series | Combinations | Body Length | Head Width | Head Height | Head Depth | Max Panel Thickness | Housing Fixing | Finish        |
| 4464    | Padlock    |              | 0           | 29         | 0           | 16.5       |                     | Nut fixing     | Bright Chrome |
| 4465    | Padlock    |              | 0           | 29         | 0           | 16.5       |                     | Horseshoe clip | Bright Chrome |
| 4466    | Padlock    |              | 0           | 29         | 0           | 16.5       |                     | Nut fixing     | Bright Chrome |
| 4467    | Padlock    |              | 0           | 29         | 0           | 16.5       |                     | Horseshoe clip | Bright Chrome |
| 4477    | Padlock    |              | 0           | 29         | 0           | 16.5       |                     | Nut fixing     | Bright Chrome |
| 4482    | Padlock    |              | 0           | 29         | 0           | 16.5       |                     | Horseshoe clip | Bright Chrome |
| 4484    | Padlock    |              | 0           | 29         | 0           | 16.5       |                     | Nut fixing     | Bright Chrome |
| 4485    | Padlock    |              | 0           | 29         | 0           | 16.5       |                     | Nut fixing     | Bright Chrome |
| 4486    | Padlock    |              | 0           | 29         | 0           | 16.5       |                     | Horseshoe clip | Bright Chrome |
| 4487    | Padlock    |              | 0           | 29         | 0           | 16.5       |                     | Horseshoe clip | Bright Chrome |

| Technical Drawing   |
|---|
|  |



## 16.3mm Latchlock 4496

## Product Description

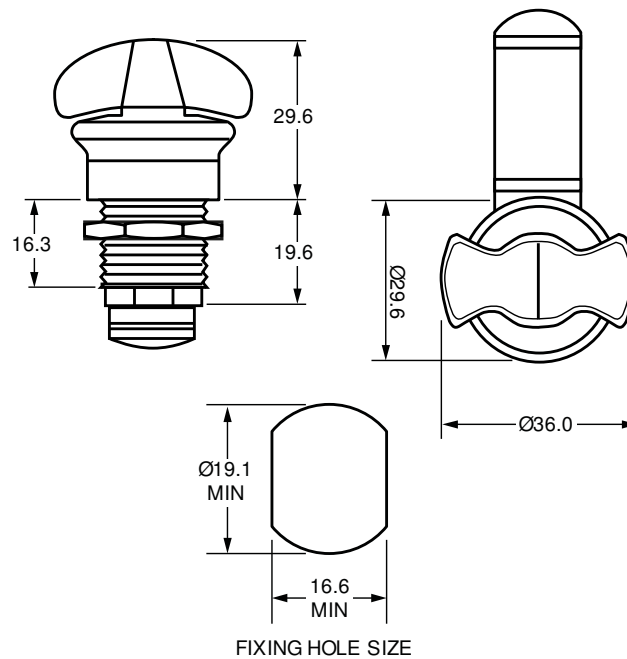
A 16.3mm latchlock 4496 in bright chrome. Supplied with a padlock, this lock is ideal for many applications including **Medical Furniture** and **Metal Office Furniture**.

- **Standard movements:** 1
- **Lock Combinations:** Padlock
- **Standard finish:** Bright chrome
- **Panel thickness:** 12mm
- **Fixing hole shape:** Double D
- **M Keyed system** supplied to order only
- **Recommended shackle diameter:** 6-7mm

## Options

| SKU  | Key Series | Combinations | Body Length | Head Width | Head Height | Head Depth | Max Panel Thickness |
|------|------------|--------------|-------------|------------|-------------|------------|---------------------|
| 4496 | Padlock    |              | 19.6        | 36         | 29.6        | 29.6       | 12.0                |

## Technical Drawing



## 20mm Latchlock F688

## Product Description



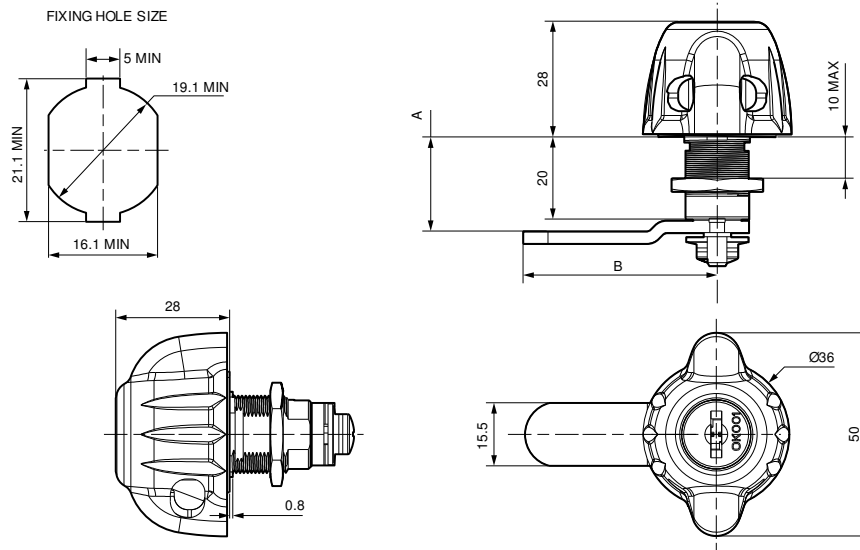
A 20mm Latchlock F688 available Nickel Plated. The wing handle on this lock can be secured with a Padlock and is also operable with a service key. This makes it ideal for various applications including **Metal Office Furniture** and **Lockers**.

- **Standard movements:** 1
- **Lock Combinations:** 2000
- **Standard finish:** Nickel Plated
- **Fixing hole shape:** F688 – special with anti-turn lugs (see technical drawing below); F689 – Double D

## Options

| SKU  | Key Series | Combinations | Body Length | Head Width | Head Height | Head Depth | Max Panel Thickness | Housing Fixing | Movement |
|------|------------|--------------|-------------|------------|-------------|------------|---------------------|----------------|----------|
| F688 | K M        | 2000         | 20          | 0          | 0           | 28         |                     | Nut fixing     | 1        |
| F689 | K M        | 2000         | 20          | 0          | 0           | 28         |                     | Nut fixing     | 1        |

## Technical Drawing





**20mm Push-to-Turn Latchlock  
5702**



**Product Description**

A 20mm push-to-turn latchlock 5702 available in bright chrome with a nickel barrel. This latchlock is ideal for use with **Metal Office Furniture**.

- **Standard movements:** 1, 2, 3, 4
- **Standard finish:** Bright chrome, Nickel barrel
- **Recommended Shackle Diameter:** Min 5mm; Max 7mm

Refer to **Technical Information** section for details on cams and accessories.

**Method of Operation**

1. With door closed push handle inward to engage with the cam mechanism
2. Turn handle as far as stop.  
If latchlock is fitted on left-edge of door turn handle anti-clockwise to lock.  
If latchlock is fitted on right-edge of door turn handle clockwise to lock.
3. Withdraw handle without turning and fit padlock through hole provided in handle shank.
4. To open latchlock, remove padlock, push handle inward and turn it to the unlocked position.

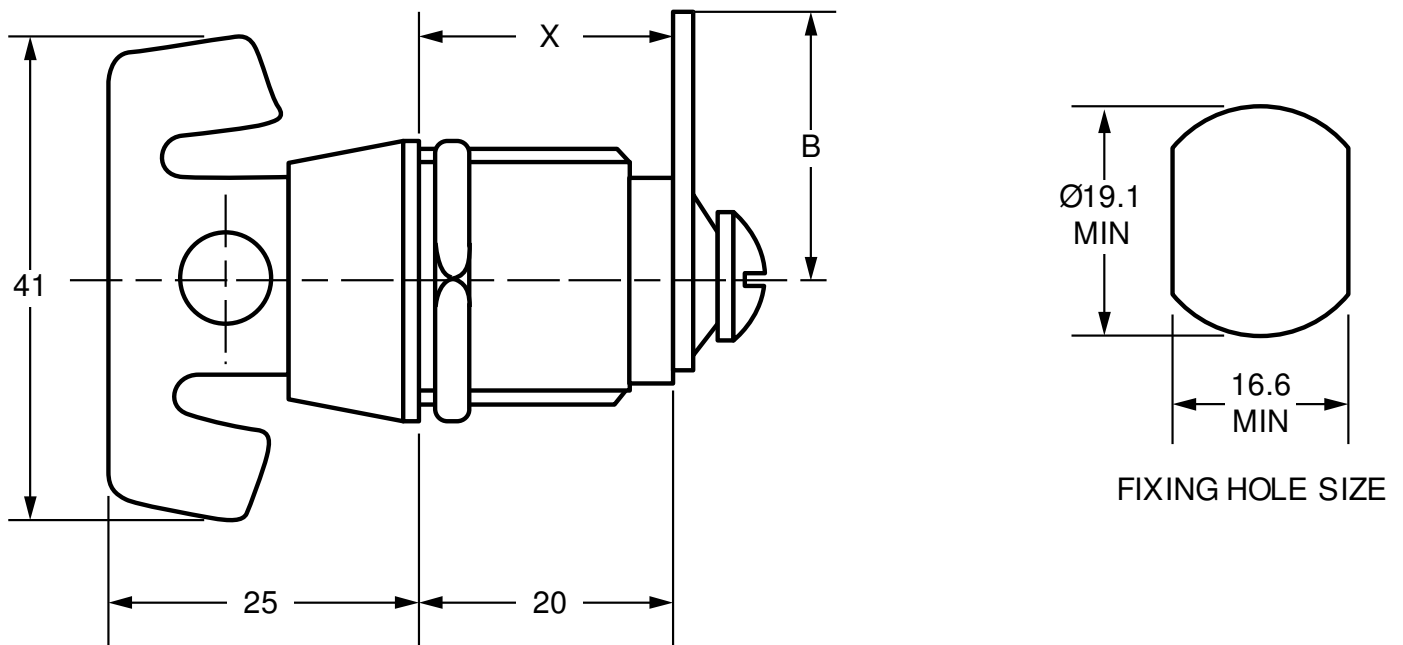
**Caution**

Use only recommended padlock sizes with these devices. If other padlocks are used, the latchlocks can be opened in the locked position. We suggest fitting a 3mm thick cam as standard.

**Options**

| SKU  | Key Series | Combinations | Body Length | Head Width | Head Height | Head Depth | Max Panel Thickness | Finish        | Handle | Housing Fixing |
|------|------------|--------------|-------------|------------|-------------|------------|---------------------|---------------|--------|----------------|
| 5701 | Padlock    |              | 20          | 0          | 41          | 25         |                     | Bright Chrome | Small  | Horseshoe clip |
| 5702 | Padlock    |              | 20          | 0          | 41          | 25         |                     | Bright Chrome | Small  | Nut fixing     |

**Technical Drawing**



## 22.4mm Latchlock 4444

## Product Description



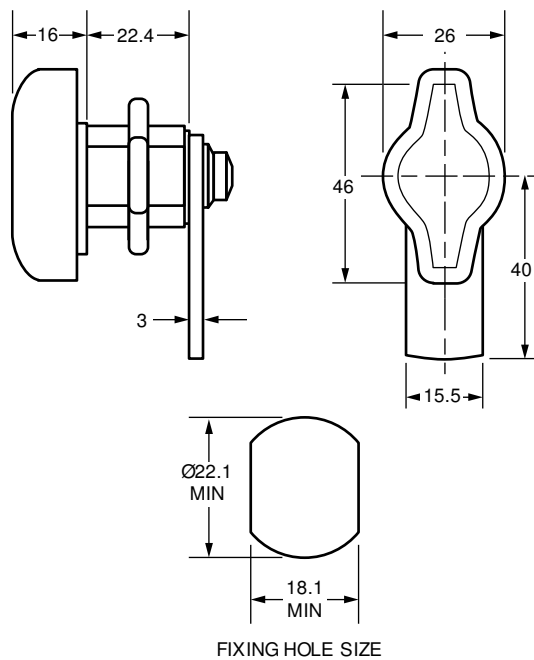
A 22.4mm latchlock 4444 available in bright chrome. Secured with a padlock, this padlock is ideal for applications such as Lockers.

- **Standard movements:** 1, 2
- **Lock Combinations:** Padlock
- **Standard finish:** Bright chrome
- **Panel thickness:** 17mm
- **Fixing hole shape:** Double D
- **Recommended shackle diameter:** 5-7mm

## Options

| SKU  | Key Series | Combinations | Body Length | Head Width | Head Height | Head Depth | Max Panel Thickness | Housing Fixing | Finish        |
|------|------------|--------------|-------------|------------|-------------|------------|---------------------|----------------|---------------|
| 4444 | Padlock    |              | 22.4        | 26         | 46          | 16         | 17.0                | Nut fixing     | Bright Chrome |

## Technical Drawing



## 20-30mm Latchlock 4419

## Product Description



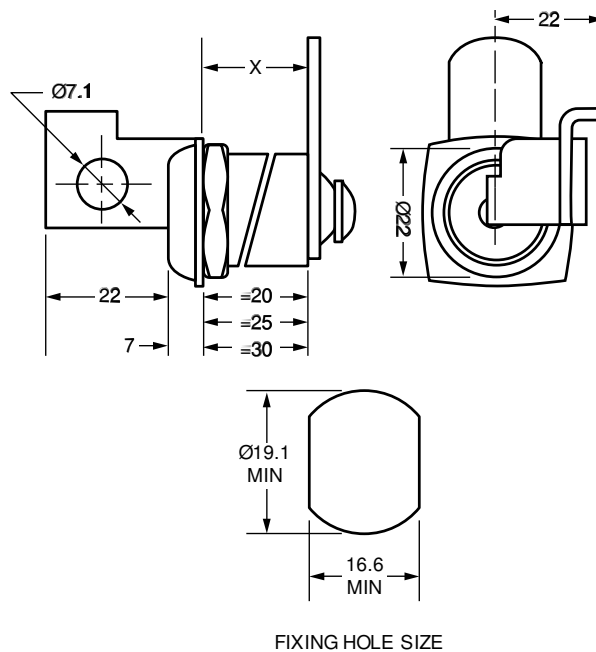
A 20-30mm latchlock 4419 available in bright chrome with a stainless steel cap. Secured with a padlock, this lock is ideal for applications such as **Metal Office Furniture**.

- **Standard movements:** 1, 2
- **Lock Combinations:** Padlock
- **Standard finish:** Bright chrome, stainless steel cap
- **Panel thickness:** 27mm
- **Fixing hole shape:** Double D
- **Recommended shackle diameter:** 7mm
- **Comprehensive range of Cams available:** See [Technical Information](#)

## Options

| SKU  | Key Series | Combinations | Body Length | Head Width | Head Height | Head Depth | Max Panel Thickness | Housing Fixing | Head Shape |
|------|------------|--------------|-------------|------------|-------------|------------|---------------------|----------------|------------|
| 4417 | Padlock    |              | 20          | 0          | 0           | 29         |                     | Nut fixing     | Round      |
| 4418 | Padlock    |              | 25          | 0          | 0           | 29         |                     | Nut fixing     | Round      |
| 4419 | Padlock    |              | 30          | 0          | 0           | 29         |                     | Nut fixing     | Round      |

## Technical Drawing



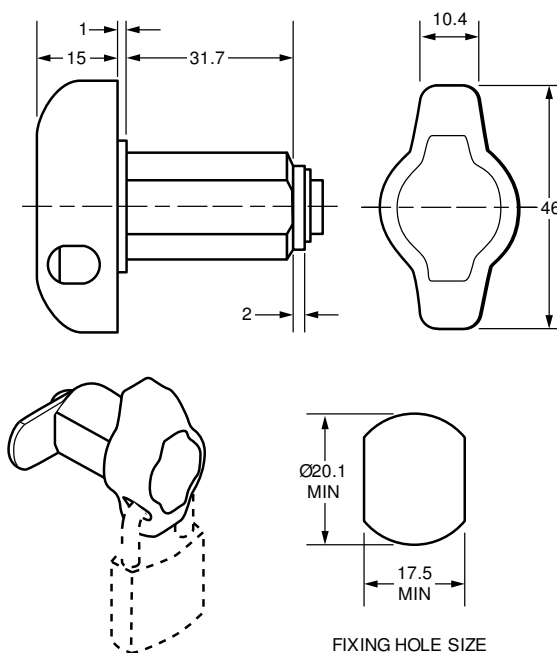
**31.7mm Latchlock 4448**
**Product Description**


A 31.7mm latchlock 4448 available in bright chrome. Secured with a padlock, this lock is ideal for applications such as **Metal Office Furniture**.

- **Standard movements:** 1, 2
- **Lock Combinations:** Padlock
- **Standard finish:** Bright chrome
- **Panel thickness:** Contact sales department
- **Fixing hole shape:** Double D
- **Recommended shackle diameter:** 5-7.5mm

**Options**

| SKU  | Key Series | Combinations | Body Length | Head Width | Head Height | Head Depth | Max Panel Thickness | Cam Fixing | Housing Fixing | Finish        |
|------|------------|--------------|-------------|------------|-------------|------------|---------------------|------------|----------------|---------------|
| 4448 | Padlock    |              | 31.7        | 10.4       | 46          | 15         |                     | Eclip      | Nut fixing     | Bright Chrome |
| 4452 | Padlock    |              | 31.7        | 10.4       | 46          | 15         |                     | Screw      | Nut fixing     | Bright Chrome |

**Technical Drawing**


## 22.4mm Latchlock B562

## Product Description



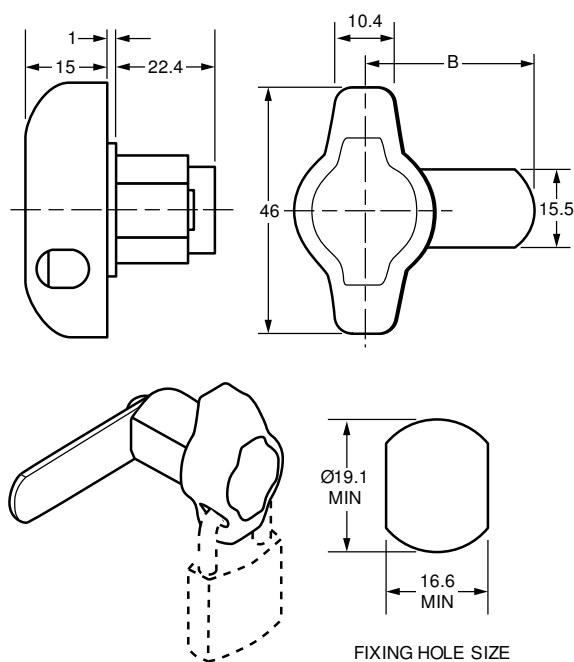
A 22.4mm latchlock B562 available in bright chrome. Secured with a padlock, this lock is ideal for applications such as **Metal Office Furniture**.

- **Standard movements:** 1
- **Lock Combinations:** Padlock
- **Standard finish:** Bright chrome
- **Panel thickness:** Contact sales department
- **Fixing hole shape:** Double D
- **Recommended shackle diameter:** 5-7.5mm

## Options

| SKU  | Key Series | Combinations | Body Length | Head Width | Head Height | Head Depth | Max Panel Thickness | Housing Fixing | Movement | Finish        |
|------|------------|--------------|-------------|------------|-------------|------------|---------------------|----------------|----------|---------------|
| B562 | Padlock    |              | 22.4        | 10.4       | 46          | 15         |                     | Clip Fix       | 1        | Bright Chrome |

## Technical Drawing



## 26.1mm Latchlock C557

## Product Description



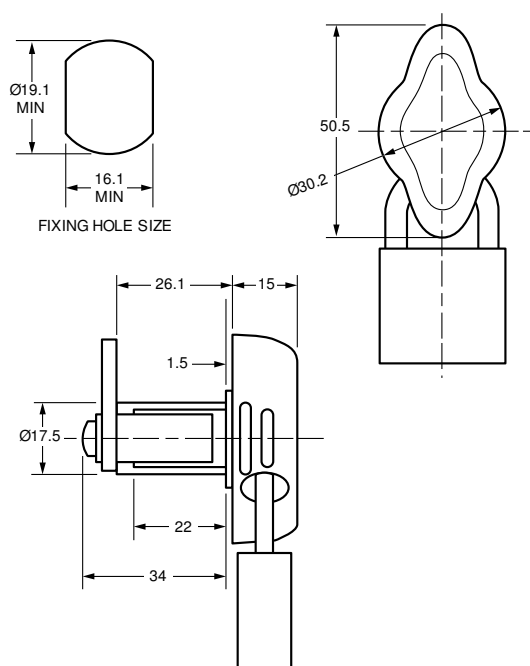
A 26.1mm latchlock C557 available in bright chrome or bright nickel. Secured with a padlock, this lock is ideal for applications such as Lockers.

- **Standard movements:** 1, 2
- **Lock Combinations:** Padlock
- **Standard finish:** Bright chrome, bright nickel
- **Panel thickness:** 18mm
- **Fixing hole shape:** Double D
- **Recommended shackle diameter:** 7-8mm

## Options

| SKU  | Key Series | Combinations | Body Length | Head Width | Head Height | Head Depth | Max Panel Thickness | Housing Fixing |
|------|------------|--------------|-------------|------------|-------------|------------|---------------------|----------------|
| C557 | Padlock    |              | 26.1        | 30.2       | 50.5        | 15         | 18.0                | Nut fixing     |

## Technical Drawing



**22.8mm Removable Barrel  
Pedestal Lock 5606**

**Product Description**

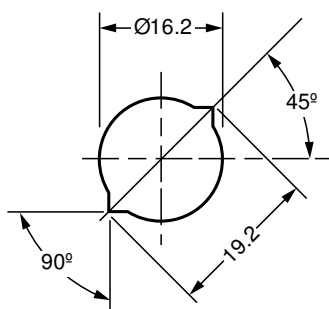
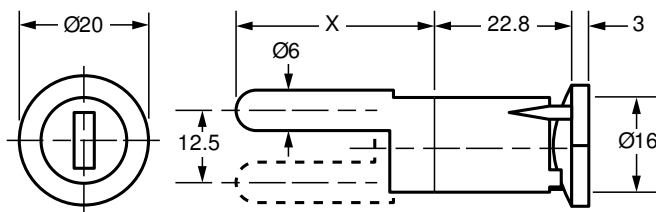
A 22.8mm Pedestal Lock 5606 with a removable barrel. Available in a number of different finishes and cam lengths, this lock has been specifically designed for use with pedestal drawer units.

- **Standard movements:** 3, 4
- **Lock Combinations:** 200 (500 on request)
- **Standard finish:** Bright chrome, satin chrome, black chrome
- **Panel thickness:** 0.9mm
- **Fixing hole shape:** Round special (see technical drawing)
- **M Keyed system** supplied to order only
- **Standard cam lengths 'X':** 20, 25, 32, 40, 45, 55

For further information on the Removable Barrel System please see our **Technical Section** or contact the sales department.

**Options**

| SKU  | Key Series | Combinations | Body Length | Head Width | Head Height | Head Depth | Max Panel Thickness | Housing Fixing |
|------|------------|--------------|-------------|------------|-------------|------------|---------------------|----------------|
| 5606 | 35 M       | 200          | 22.8        | 20         | 20          | 3          | 0.9                 | Horseshoe clip |
| 5607 | 35 M       | 200          | 22.8        | 20         | 20          | 3          | 0.9                 | Snap In Fix    |

**Technical Drawing**


FIXING HOLE SIZE

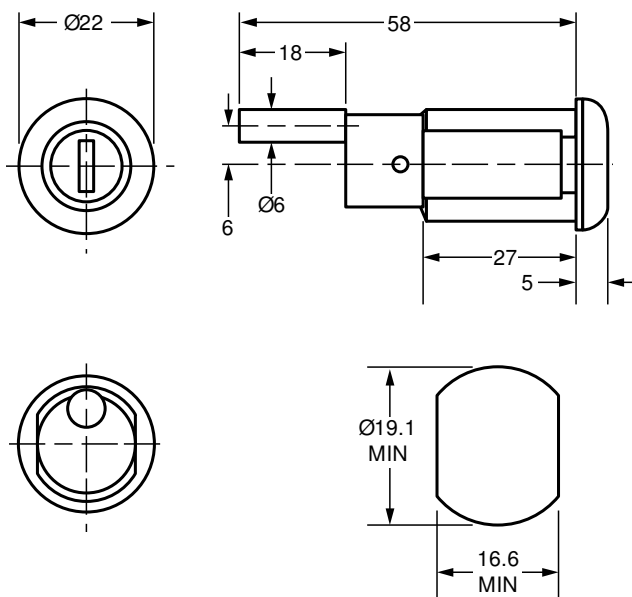
**27mm Pedestal Lock 1318**
**Product Description**


A 27mm Pedestal Lock 1318 in Bright Chrome with a stainless steel cap. Available with a prolonged or flat washer, this lock has been specifically designed for use in pedestal drawer units.

- **Standard movements:** 3, 4
- **Lock Combinations:** 200-2,000
- **Standard finish:** Bright chrome, stainless steel cap
- **Fixing hole shape:** Double D
- **M Keyed system** supplied to order only
- **Prolonged washer:** use part number 7005201
- **Flat washer:** use part number 9011201

**Options**

| SKU  | Key Series | Combinations | Body Length | Head Width | Head Height | Head Depth | Max Panel Thickness | Housing Fixing | Finish        |
|------|------------|--------------|-------------|------------|-------------|------------|---------------------|----------------|---------------|
| 1318 | 92 M       | 200          | 27          | 22         | 22          | 5          |                     | Nut fixing     | Bright Chrome |
| 1325 | 92 M       | 200          | 27          | 22         | 22          | 5          |                     | Horseshoe clip | Bright Chrome |
| 1418 | 95-97 M    | 2,000        | 27          | 22         | 22          | 5          |                     | Nut fixing     | Bright Chrome |
| 1425 | 95-97 M    | 2,000        | 27          | 22         | 22          | 5          |                     | Horseshoe clip | Bright Chrome |

**Technical Drawing**


FIXING HOLE SIZE



## Brass Padlock 2502

## Product Description



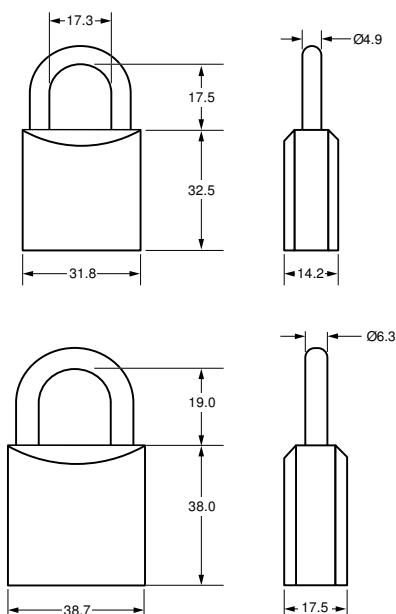
A Solid Brass Warded Padlock 2502 with brass shackle and springs. This padlock can be used with our range of **Latchlocks** but is also suitable for use with electrical switchgear.

- **Lock Combinations:** 1,500
- **Standard finish:** Brass
- **Keys:** Steel – Nickel Plated
- **Master key system** possible if locks supplied in suites
- **Standards:** Conforms to CEGB specifications 1352/1001 code 13/52/495

## Options

| SKU  | Key Series | Combinations | Body Length | Head Width | Head Height | Head Depth | Max Panel Thickness | Finish |
|------|------------|--------------|-------------|------------|-------------|------------|---------------------|--------|
| 2502 |            | 1,500        | 32.5        | 0          | 0           | 0          |                     | Brass  |
| 2503 |            | 1,500        | 38          | 0          | 0           | 0          |                     | Brass  |

## Technical Drawing



## Digital Combination Lock 3780



## Product Description

The digital combination lock (DCL) 3780 is a convenient, easy to use and versatile locking system that has all the standard features you would expect of a DCL plus many, many more (see features below). This DCL is also compatible with the **RAS** remote allocation system and can be used with our range of **coinlocks**. Applications for this lock are numerous but include **Enclosures, Metal and Wooden Office Furniture and Postal**.

For further information you can **download the brochure**, **email** or contact us on **+44 (0) 121 505 0400**.

User, Programming and Installation Guides can be found on our **Downloads** page.

### Standard Features

- **Lock Combinations:** 4 digit user codes, 6 digit sub-master code, 8 digit master code
- **Standard finish:** Black or silver powder coat
- **Fixing hole shape:** 2 or 3 point fixing (see technical drawing)
- **Cam fixing:** standard
- **Spindle length:** 20 or 24mm
- **Batteries:** 2 x AA included - up to 80,000 cycles per pair of batteries
- **Modes:** private or public use modes (up to 50 private user modes), Auto unlock mode, Technician mode
- 10-button keypad
- LED indicator lights
- Battery condition indication
- 10-disc override lock, key supplied as standard

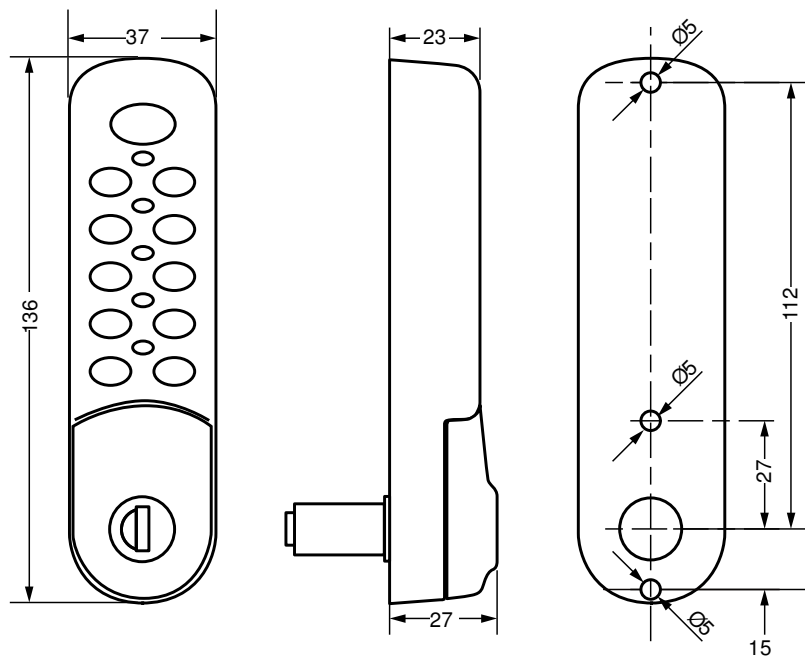
### Optional Features

- Slam bolt
- Door open alarm
- Alternative coat colours
- Left or right hand horizontal versions
- Specific override key numbers
- Pre-programmed modes and codes
- Variety of cam types (including 3-point)
- Customised logo

## Options

| SKU  | Key Series | Combinations | Body Length | Head Width | Head Height | Head Depth | Max Panel Thickness |
|------|------------|--------------|-------------|------------|-------------|------------|---------------------|
| 3780 |            |              | 0           | 37         | 136         | 27         |                     |

## Technical Drawing



Wet Area Digital Combination Lock  
3781



Product Description

The wet area digital combination lock 3781 is IP54 rated with water resistant features that have redefined the standards for function and protection in wet areas. Suitable for use in wet and chlorinated environments, this lock is ideal for locker and storage areas in swimming pools, gyms, health centres or spas.

For further information [download the brochure](#), [email](#) or contact us on +44 (0) 121 505 0400.

User, Programming and Installation Guides can be found on our [Downloads](#) page.

Standard Features

- **Lock Combinations:** 4 digit user codes, 6 digit sub-master code, 8 digit master code
- **Standard finish:** Black or silver powder coat
- **Fixing hole shape:** 2 or 3 point fixing (see technical drawing)
- **Cam fixing:** standard
- **Spindle length:** 20 or 24mm
- **Batteries:** 2 x AA included - up to 80,000 cycles per pair of batteries
- **Modes:** private or public use modes (up to 50 private user modes), Auto unlock mode, Technician mode
- 10-button keypad
- LED indicator lights
- Battery condition indication
- 10-disc override lock, key supplied as standard

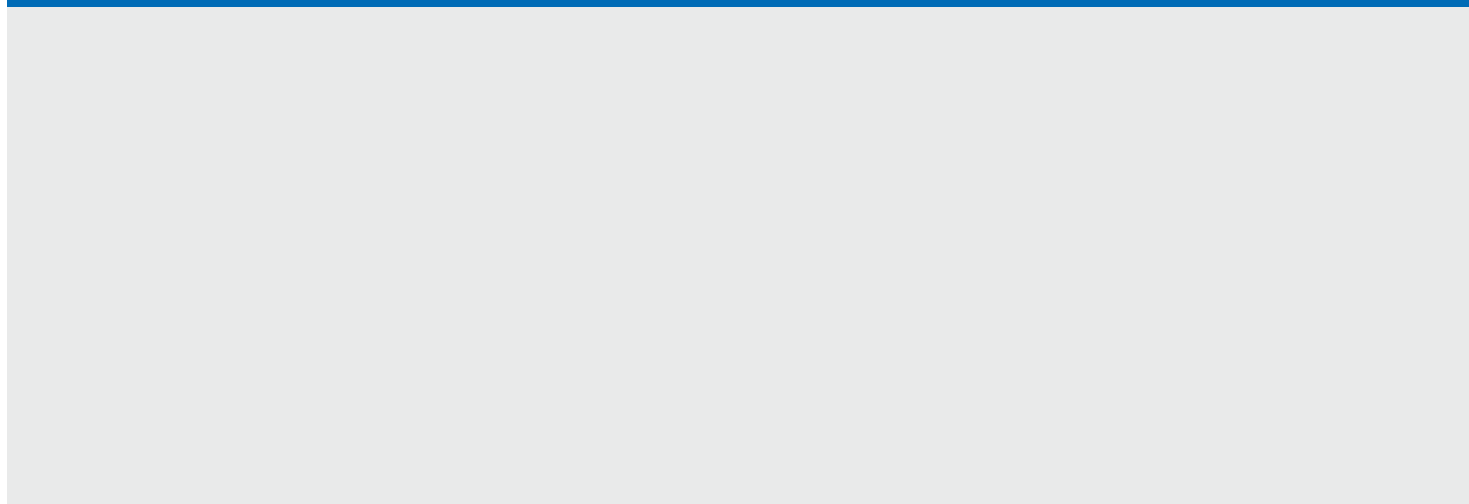
Optional Features

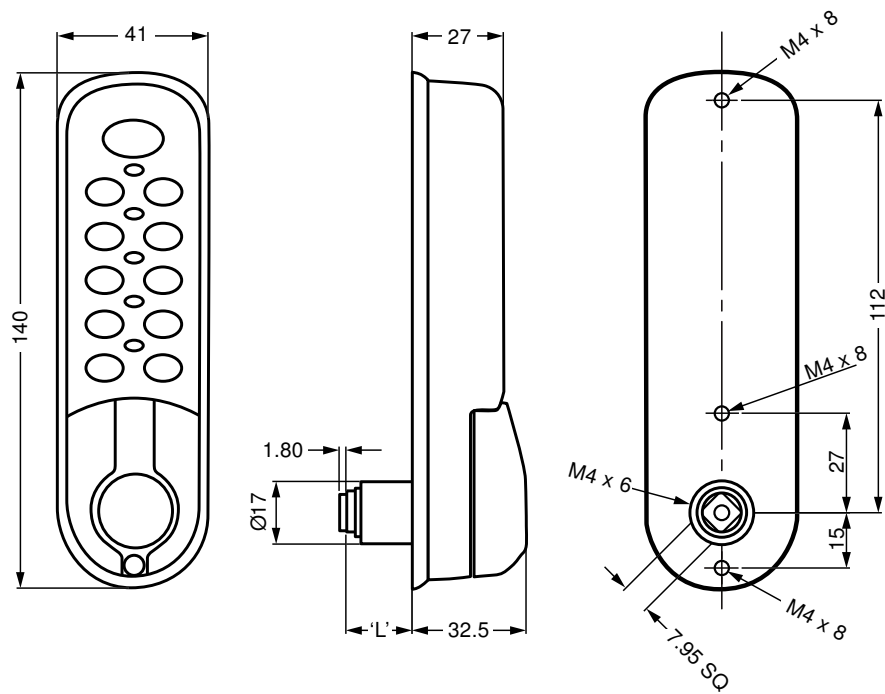
- Can be used with [coin operated locks](#) and [RAS](#) system
- Slam bolt
- Door open alarm
- Alternative coat colours
- Left or right hand horizontal versions
- Specific override key numbers
- Pre-programmed modes and codes
- Variety of cam types (including 3-point)
- Customised logo

Options

| SKU  | Key Series | Combinations | Body Length | Head Width | Head Height | Head Depth | Max Panel Thickness |
|------|------------|--------------|-------------|------------|-------------|------------|---------------------|
| 3781 |            |              | 0           | 41         | 140         | 32.5       |                     |

Technical Drawing





## ADA Digital Combination Lock 3782



## Product Description

The ADA compliant digital combination lock 3782 is an affordable locking solution to the ADA guidelines on accessibility. With all the standard features you would expect of a DCL, this lock is also compatible with the **RAS** remote allocation system. Applications for this lock are numerous but include **Lockers, Metal** and **Wooden Office Furniture** and **Postal**.

For further information **email** or contact us on **+44 (0) 121 505 0400**.

User, Programming and Installation Guides can be found on our **Downloads** page.

### Standard Features

- **Lock Combinations:** 4 digit user codes, 6 digit sub-master code, 8 digit master code
- **Standard finish:** Black or silver powder coat
- **Fixing hole shape:** 2 or 3 point fixing (see technical drawing)
- **Cam fixing:** standard
- **Spindle length:** 20 or 24mm
- **Batteries:** 2 x AA included - up to 80,000 cycles per pair of batteries
- **Modes:** private or public use modes (up to 50 private user modes), Auto unlock mode, Technician mode
- 10-button keypad
- LED indicator lights
- Battery condition indication
- 10-disc override lock, key supplied as standard

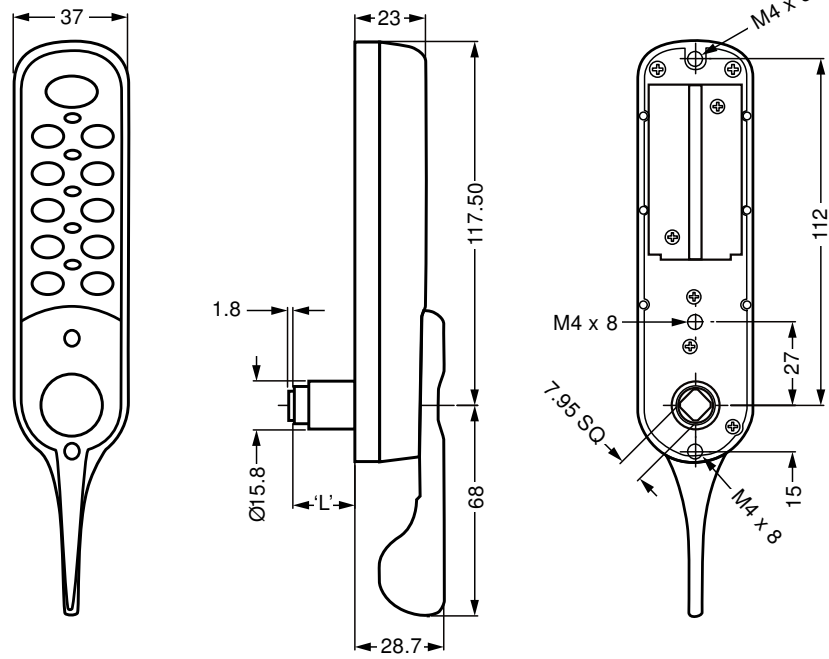
### Optional Features

- Can be used with [coin operated locks](#)
- Slam bolt
- Door open alarm
- Alternative coat colours
- Left or right hand horizontal versions
- Specific override key numbers
- Pre-programmed modes and codes
- Variety of cam types (including 3-point)
- Customised logo

## Options

| SKU  | Key Series | Combinations | Body Length | Head Width | Head Height | Head Depth | Max Panel Thickness |
|------|------------|--------------|-------------|------------|-------------|------------|---------------------|
| 3782 |            |              | 0           | 37         | 185.5       | 28.74      |                     |

## Technical Drawing



## Digital Combination Slamlock 37800



### Product Description

The digital combination slamlock 37800 is a convenient, easy to use and versatile locking system that has all the standard features you would expect of a digital combination lock plus many, many more. This lock is also compatible with the **RAS** remote allocation system. Applications for this lock are numerous but include **Enclosures, Lockers** and **Postal**.

For further information **download the brochure**, **email** or contact us on **+44 (0) 121 505 0400**.

User, Programming and Installation Guides can be found on our **Downloads** page.

#### Standard Features

- **Lock Combinations:** 4 digit user codes, 6 digit sub-master code, 8 digit master code
- **Standard finish:** Black or silver powder coat
- **Fixing hole shape:** 2 or 3 point fixing (see technical drawing)
- **Cam fixing:** standard
- **Spindle length:** 20 or 24mm
- **Batteries:** 2 x AA included - up to 80,000 cycles per pair of batteries
- **Modes:** private or public use modes (up to 50 private user modes), Auto unlock mode, Technician mode
- 10-button keypad
- LED indicator lights
- Battery condition indication
- 10-disc override lock, key supplied as standard

#### Optional Features

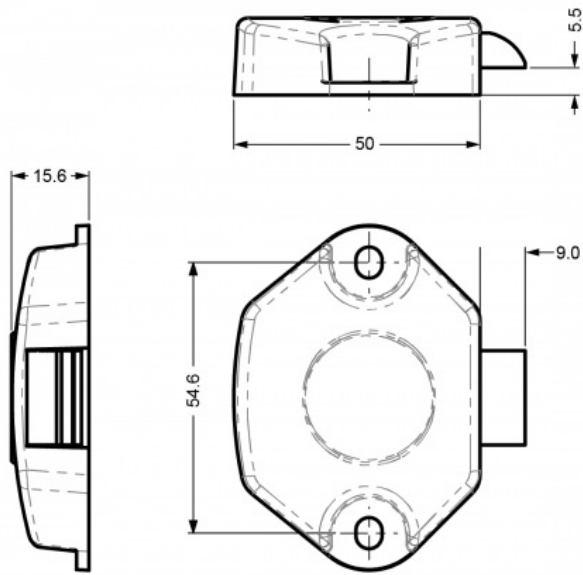
- Can be used with [coin operated locks](#)
- Door open alarm
- Alternative coat colours
- Left or right hand horizontal versions
- Specific override key numbers
- Pre-programmed modes and codes
- Variety of cam types (including 3-point)
- Customised logo

### Options

| SKU   | Key Series | Combinations | Body Length | Head Width | Head Height | Head Depth | Max Panel Thickness |
|-------|------------|--------------|-------------|------------|-------------|------------|---------------------|
| 2382  |            |              | 0           | 37         | 136         | 27         |                     |
| 37800 |            |              | 0           | 37         | 136         | 27         |                     |

### Technical Drawing





## Electronic Latch Lock 3770

## Product Description



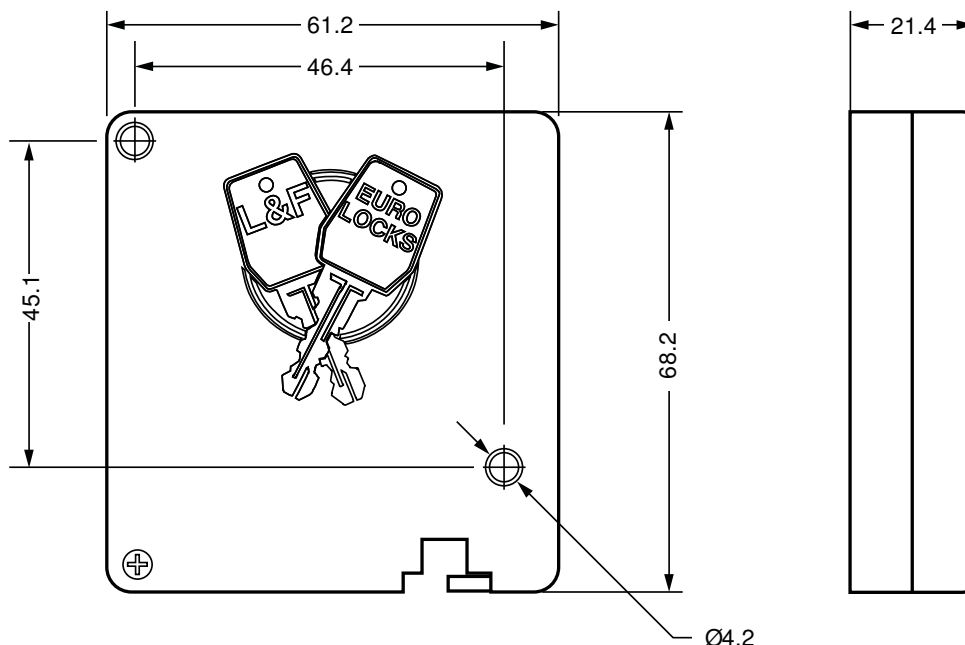
An electronic latch lock 3770 which can operate using an I-button, proximity card or keypad. The lock can integrate with existing access control systems and is ideal for use in applications such as post, parcel and drop boxes as well as storage and asset management systems.

- Latch ejects on release
- Striker handles available on request
- Push to lock, electronic release
- Releases under load, burst pressure of up to 100N
- Pull out 2,500 N
- Mechanical Key override
- Tough ABS moulded body
- Compact slim-line fixing
- IT compatible or stand-alone operation
- I button, proximity card or keypad actuation
- Remote access via network controller
- Closed loop electronic feedback
- Operates with 12v, 0.5A - 1 second pulse
- Motor stall current 0.6A

## Options

| SKU  | Key Series | Combinations | Body Length | Head Width | Head Height | Head Depth | Max Panel Thickness |
|------|------------|--------------|-------------|------------|-------------|------------|---------------------|
| 3770 |            |              | 0           | 61.2       | 68.2        | 21.4       |                     |

## Technical Drawing



## RFID Digital Combination Lock 3783



## Product Description

The RFID digital combination lock 3783 provides contactless RFID locking and can be used independently or paired with existing wireless systems. Simple to upgrade existing installations and compatible with most wireless standards including RFID and NFC, the lock comes with a wide range of accessories and options.

For further information **download the brochure**, **email** or contact us on **+44 (0) 121 505 0400**.

User, Programming and Installation Guides can be found on our **Downloads** page.

### Programming Options

- Change Master Card
- Add User Card
- Delete All User Cards
- Delete Single User Card (with or without User Card)
- Set Private or Public Mode
- Set Audio
- Set Read Speed Mode (High Speed, Standard or Eco)

### Standard Features

- Black or Silver colour
- Override lock
- Wide variety of cams
- Audible actuation
- Battery condition indicator
- 2 spindle lengths (20mm/24mm)
- 2 x AA batteries included

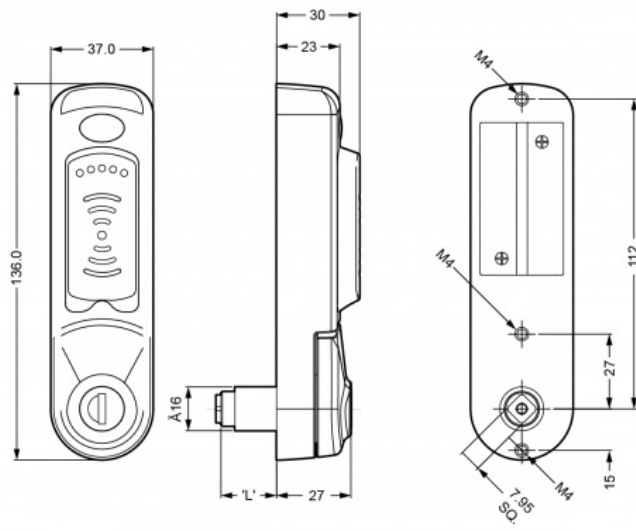
### Optional Features

- Customised logo
- Auto unlock
- Alternative colours
- Left and right hand horizontal versions
- Specific override key numbers
- Pre-programmed modes and card installation

## Options

| SKU  | Key Series | Combinations | Body Length | Head Width | Head Height | Head Depth | Max Panel Thickness |
|------|------------|--------------|-------------|------------|-------------|------------|---------------------|
| 3783 |            |              | 0           | 37         | 136         | 30         |                     |

## Technical Drawing



Flush Fit Digital Combination Lock  
3784



Product Description

The flush fit digital combination lock 3784 has a reduced foot print when compared to the standard DCL. Available in vertical, horizontal, left and right hand fixing, the lock is held in position by a simple to install and innovative back plate that suits a wide range of panel thicknesses. Applications for this lock are numerous but include **Medical Furniture, Metal and Wooden Office Furniture, Lockers** and **Postal**.

For further information **download the brochure**, **email** or contact us on **+44 (0) 121 505 0400**.

User, Programming and Installation Guides can be found on our **Downloads** page.

Standard Features

- **Lock Combinations:** 4 digit user codes, 6 digit sub-master code, 8 digit master code
- **Standard finish:** Black or silver powder coat
- **Fixing hole shape:** 2 or 3 point fixing (see technical drawing)
- **Cam fixing:** standard
- **Spindle length:** 20 or 24mm
- **Batteries:** 2 x AA included - up to 80,000 cycles per pair of batteries
- **Modes:** private or public use modes (up to 50 private user modes), Auto unlock mode, Technician mode
- 10-button keypad
- LED indicator lights
- Battery condition indication
- 10-disc override lock, key supplied as standard


Optional Features

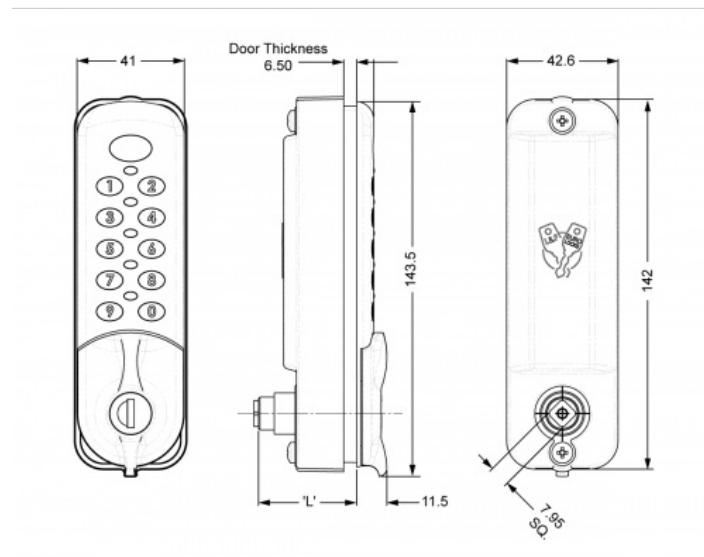
- Can be used with [coin operated locks](#) and the [RAS](#) system
- Slam bolt
- Door open alarm
- Alternative coat colours
- Left or right hand horizontal versions
- Specific override key numbers
- Pre-programmed modes and codes
- Variety of cam types (including 3-point)
- Customised logo

Options

| SKU  | Key Series | Combinations | Body Length | Head Width | Head Height | Head Depth | Max Panel Thickness |
|------|------------|--------------|-------------|------------|-------------|------------|---------------------|
| 3784 |            |              | 0           | 42.6       | 142         | 0          |                     |

Technical Drawing





Flush Fit RFID Digital Combination  
Lock 3785



Product Description

The flush fit RFID digital combination lock 3785 provides contactless RFID locking and can be used independently or paired with existing wireless systems. Manufactured to a slimmer, flush profile, this lock makes it simple to upgrade existing installations and is compatible with most wireless standards including RFID and NFC.

For further information **email** or contact us on **+44 (0) 121 505 0400**.

User, Programming and Installation Guides can be found on our **Downloads** page.

Programming Options

- Change Master Card
- Add User Card
- Delete All User Cards
- Delete Single User Card (with or without User Card)
- Set Private or Public Mode
- Set Audio
- Set Read Speed Mode (High Speed, Standard or Eco)

Standard Features

- Black or Silver colour
- Override lock
- Wide variety of cams
- Audible actuation
- Battery condition indicator
- 2 spindle lengths (20mm/24mm)
- 2 x AA batteries included

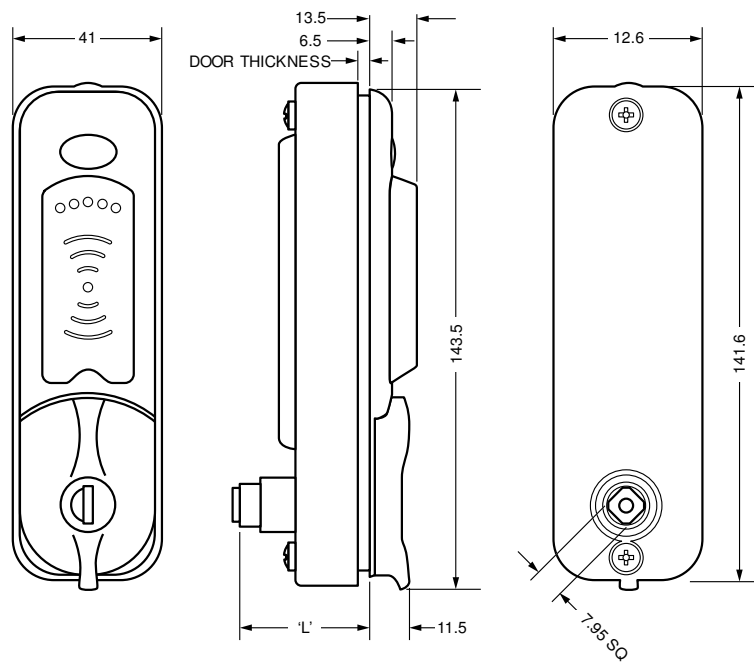
Optional Features

- Customised logo
- Auto unlock
- Alternative colours
- Left and right hand horizontal versions
- Specific override key numbers
- Pre-programmed modes and card installation

Options

| SKU  | Key Series | Combinations | Body Length | Head Width | Head Height | Head Depth | Max Panel Thickness |
|------|------------|--------------|-------------|------------|-------------|------------|---------------------|
| 3785 |            |              | 0           | 0          | 0           | 0          |                     |

Technical Drawing



A Lowe & Fletcher Group Company



## Eclipse Digital Combination Lock 3760



### Product Description

The innovative Eclipse digital combination lock 3760 can be retro-fitted to office furniture and provides a clear upgrade path for new and refurbished office furniture. Working with a removable cylinder, the lock fits neatly into the aperture left in the furniture when the old cylinder is removed. This lock is also ideal for use in modern office 'hot desking' environments and personal or temporary storage for employees' belongings. Applications for the Eclipse lock include **Metal** and **Wooden Office Furniture**.

For further information visit the **Eclipse Lock** webpage, download the **brochure**, **email** or contact us on **+44 (0) 121 505 0400**.

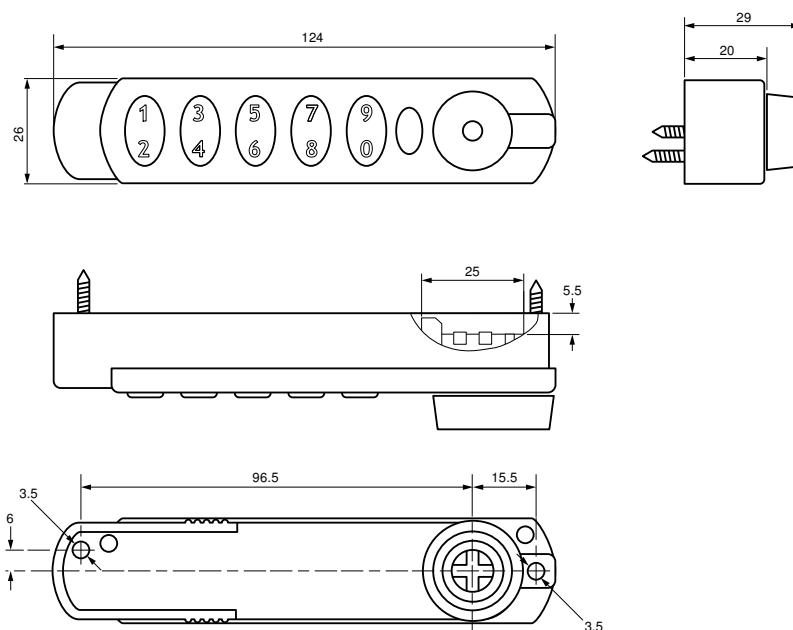
User, Programming and Installation Guides can be found on our **Downloads** page.

- Retro-fits to existing systems which incorporate a removable cylinder
- Easy to fit with adapter and two screws
- Right hand, left hand or vertical options
- Colour options on front panel
- Mechanical key over-ride
- LED Indicator lights
- 1 x AAA Battery, easy access
- Battery condition indication
- 8 Digit master code
- 4 Digit user code
- Public and Private user modes
- ADA / DDA Compliant as standard

### Options


| SKU  | Key Series | Combinations | Body Length | Head Width | Head Height | Head Depth | Max Panel Thickness |
|------|------------|--------------|-------------|------------|-------------|------------|---------------------|
| 3760 |            |              | 0           | 26         | 112         | 29         |                     |

### Technical Drawing



## Single RPT Safe Lock 5071

## Product Description



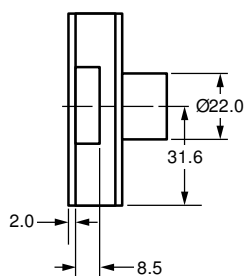
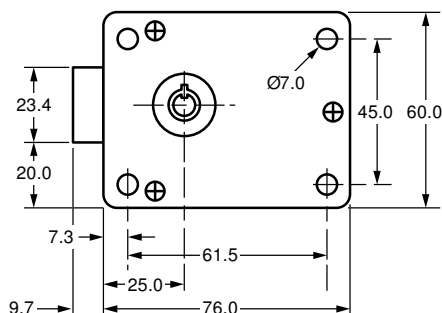
A Single RPT Safe Lock 5071 available with a 10 pin cylinder where additional security is required. These locks are ideal for **Cash Management** applications.

- **Standard movements:** 1 (see Standard Movements page)
- **Lock Combinations:** 2,000-10,000
- **Standard finish:** Nozzle - bright chrome; Case - zinc plated & passivated
- 10 pin RPT cylinder available

## Options

| SKU       | Key Series | Combinations | Body Length | Head Width | Head Height | Head Depth | Max Panel Thickness | Movement |
|-----------|------------|--------------|-------------|------------|-------------|------------|---------------------|----------|
| 5071-0100 | 28         | 10,000       | 13.5        | 22         | 22          | 13.5       |                     | 1        |
| 5071-0131 | 31 M       | 5,000        | 18          | 22         | 22          | 18         |                     | 1        |

## Technical Drawing





## 28.5mm RPT Plunger Lock 4360

## Product Description



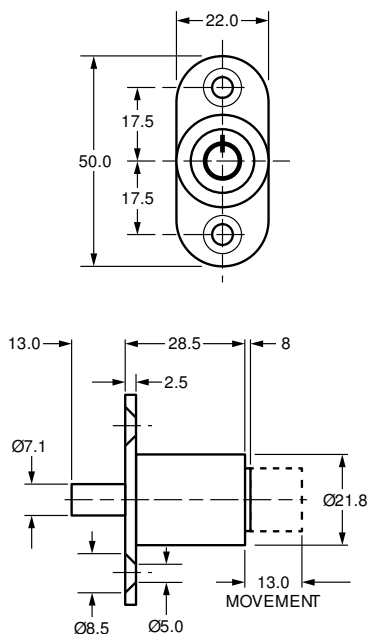
A 28.5mm RPT Plunger Lock 4360 in Bright Chrome. This lock is supplied non-mastered only and is available with an optional 10 pin mechanism or anti-drill feature. This makes it ideal for applications such as **Enclosures** and **Medical Furniture**.

- **Lock Combinations:** 10,000
- **Standard finish:** Bright chrome
- **Fixing hole shape:** Round with screw fixing (see technical drawing)
- **Lock bolt length:** 13mm
- Non-mastered only
- Rosette supplied on request
- 10 pin version available on request
- Anti-drill feature available on request
- **4363:** Does not have flange

## Options

| SKU  | Key Series | Combinations | Body Length | Head Width | Head Height | Head Depth | Max Panel Thickness | Finish        |
|------|------------|--------------|-------------|------------|-------------|------------|---------------------|---------------|
| 4360 | 28         | 10,000       | 28.5        | 21.8       | 21.8        | 28.5       |                     | Bright Chrome |
| 4362 | 28         | 10,000       | 28.5        | 18.8       | 18.8        | 28.5       |                     | Bright Chrome |
| 4363 | 28         | 10,000       | 28.5        | 21.8       | 21.8        | 28.5       |                     | Bright Chrome |

## Technical Drawing



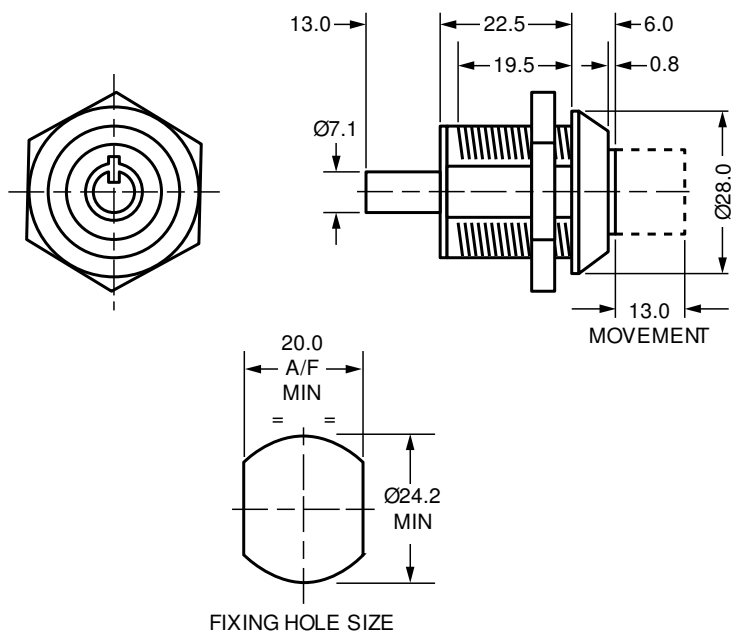
**22.5mm RPT Plunger Lock 4361**
**Product Description**


A 22.5mm RPT Plunger Lock 4361 in Bright Chrome. This lock is supplied non-mastered only and is available with an optional 10 pin mechanism or anti-drill feature. This makes it ideal for applications such as **Enclosures** and **Medical Furniture**.

- **Lock Combinations:** 10,000
- **Standard finish:** Bright chrome
- **Fixing hole shape:** Double D
- **Lock bolt length:** 13mm
- Non-mastered only
- 10 pin version available on request
- Anti-drill feature available on request

**Options**

| SKU  | Key Series | Combinations | Body Length | Head Width | Head Height | Head Depth | Max Panel Thickness | Finish        |
|------|------------|--------------|-------------|------------|-------------|------------|---------------------|---------------|
| 4361 | 28         | 10,000       | 22.5        | 28         | 28          | 6          |                     | Bright Chrome |

**Technical Drawing**


**18-30mm RPT Pick Resistant  
Camlock 5203**

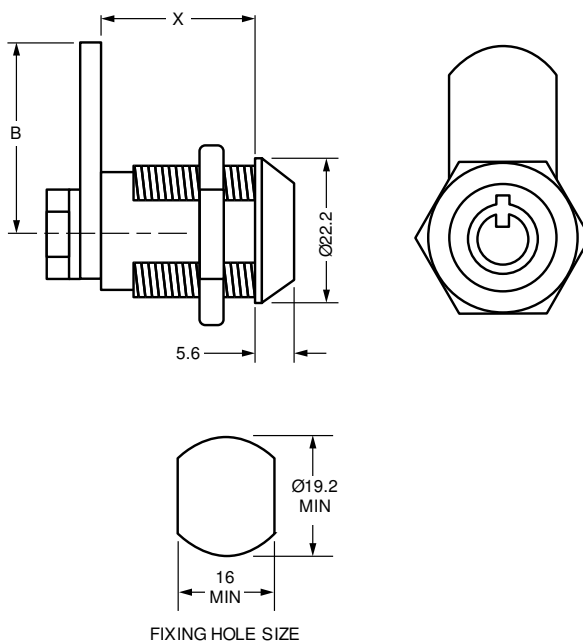
**Product Description**

A 18-30mm RPT Pick Resistant Camlock 5203 in Bright Chrome. This lock is pick resistant and has a double anti-drill feature as standard. This provides greater protection and security making it ideal for applications such as **Cash Management**.

- **Standard finish:** Bright Chrome
- **Lock combinations:** 10,000
- **Key rotation:** see [Standard Movements](#) page
- Pick resistant
- Double anti-drill feature as standard
- Non-Mastered only
- **Dimension 'X' Specification:** See [Cams](#)

**Options**

| SKU  | Key Series | Combinations | Body Length | Head Width | Head Height | Head Depth | Max Panel Thickness | Finish        |
|------|------------|--------------|-------------|------------|-------------|------------|---------------------|---------------|
| 5203 | 99         | 10,000       | 18          | 22.2       | 22.2        | 5.6        |                     | Bright Chrome |
| 5204 | 99         | 10,000       | 22.2        | 22.2       | 22.2        | 5.6        |                     | Bright Chrome |
| 5214 | 99         | 10,000       | 30          | 22.2       | 22.2        | 5.6        |                     | Bright Chrome |

**Technical Drawing**


26mm RPT Pick Resistant Plunger  
Lock 5260



Product Description

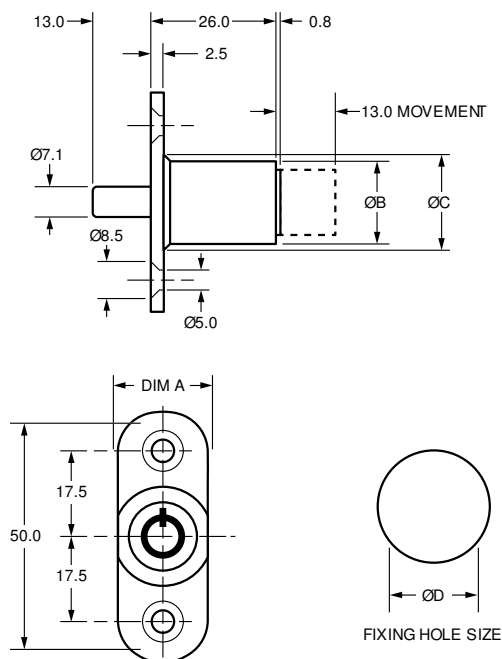
A 26mm RPT Pick Resistant Plunger Lock 5260 in Bright Chrome. This lock is pick resistant and has a double anti-drill feature as standard. This provides greater protection and security making it ideal for applications such as **Enclosures**.

- **Standard finish:** Bright Chrome
- **Standard movement:** 14 Only
- **Lock combinations:** 10,000
- Pick resistant
- Double anti-drill feature as standard
- Non-Mastered only

Options

| SKU  | Key Series | Combinations | Body Length | Head Width | Head Height | Head Depth | Max Panel Thickness | Finish        | Movement |
|------|------------|--------------|-------------|------------|-------------|------------|---------------------|---------------|----------|
| 5260 | 99         | 10,000       | 26          | 22         | 22          | 26         |                     | Bright Chrome | 14       |
| 5262 | 99         | 10,000       | 26          | 18.8       | 18.8        | 26         |                     | Bright Chrome | 14       |

Technical Drawing



**28.5mm RPT Pick Resistant Lock 5261**



**Product Description**

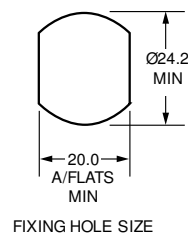
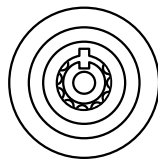
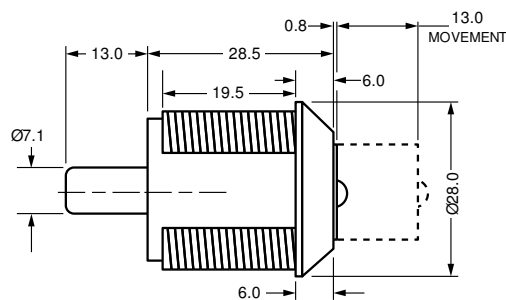
A 28.5mm RPT Pick Resistant Lock 5261 in Bright Chrome. This lock is pick resistant and has a double anti-drill feature as standard. This provides greater protection and security making it ideal for applications such as **Cash Management**.

- **Standard finish:** Bright Chrome
- **Lock combinations:** 10,000
- **Standard movement:** 14 Only
- **Lock bolt length:** 13mm
- Pick resistant
- Double anti-drill feature as standard
- Non-Mastered only

**Options**

| SKU  | Key Series | Combinations | Body Length | Head Width | Head Height | Head Depth | Max Panel Thickness | Finish        | Movement |
|------|------------|--------------|-------------|------------|-------------|------------|---------------------|---------------|----------|
| 5261 | 99         | 10,000       | 28.5        | 28         | 28          | 6          |                     | Bright Chrome | 14       |

**Technical Drawing**





**28.5mm RPT Pick Resistant Lock 5263**



**Product Description**

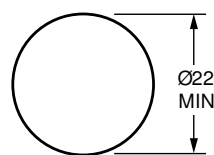
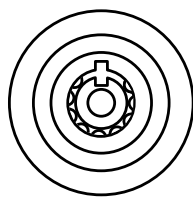
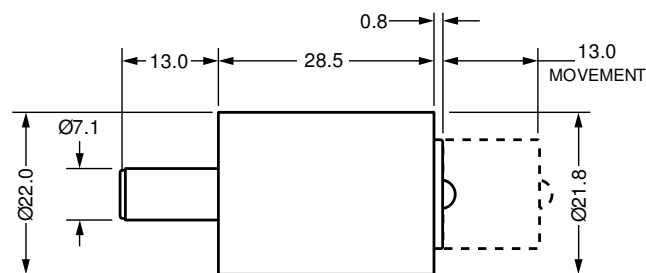
A 28.5mm RPT Pick Resistant Lock 5263 in Bright Chrome. This lock is pick resistant and has a double anti-drill feature as standard. This provides greater protection and security making it ideal for applications such as **Cash Management**.

- **Standard finish:** Bright Chrome
- **Lock combinations:** 10,000
- **Standard movement:** 14 Only
- **Lock bolt length:** 13mm
- Pick resistant
- Double anti-drill feature as standard
- Non-Mastered only

**Options**

| SKU  | Key Series | Combinations | Body Length | Head Width | Head Height | Head Depth | Max Panel Thickness | Finish        | Movement |
|------|------------|--------------|-------------|------------|-------------|------------|---------------------|---------------|----------|
| 5263 | 99         | 10,000       | 28.5        | 21.8       | 21.8        | 28.5       |                     | Bright Chrome | 14       |

**Technical Drawing**



FIXING HOLE SIZE

## RPT Lock 4376

## Product Description



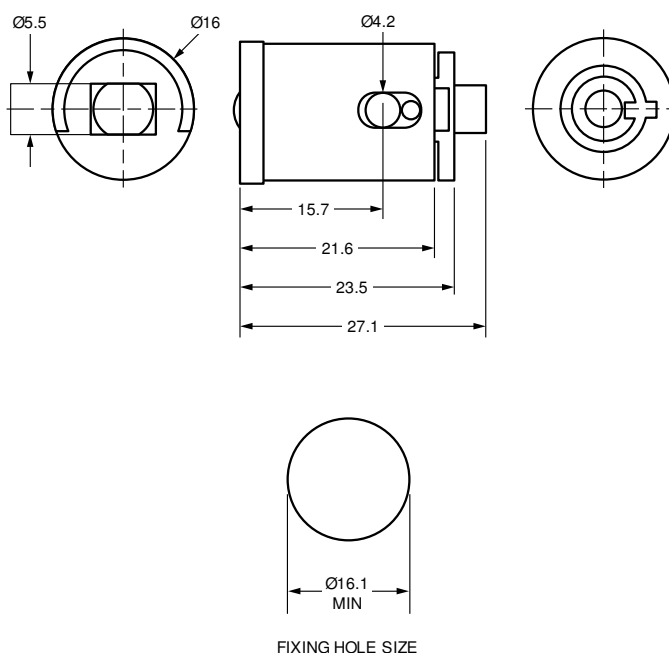
A RPT Lock 4376 in Chrome. This lock is available with an anti-drill feature and a 10-pin mechanism on request making it ideal for use on applications such as **Cash Management** or anywhere high security is required.

- **Standard movements:** 1, 2, 8, 9
- **Lock Combinations:** 10,000
- **Standard finish:** Chrome
- **Fixing hole shape:** Round
- Anti-drill feature available on request
- 10 pin version available on request

## Options

| SKU  | Key Series | Combinations | Body Length | Head Width | Head Height | Head Depth | Max Panel Thickness | Finish |
|------|------------|--------------|-------------|------------|-------------|------------|---------------------|--------|
| 4376 | 28         | 10,000       | 21.6        | 16         | 16          | 0          |                     | Chrome |

## Technical Drawing



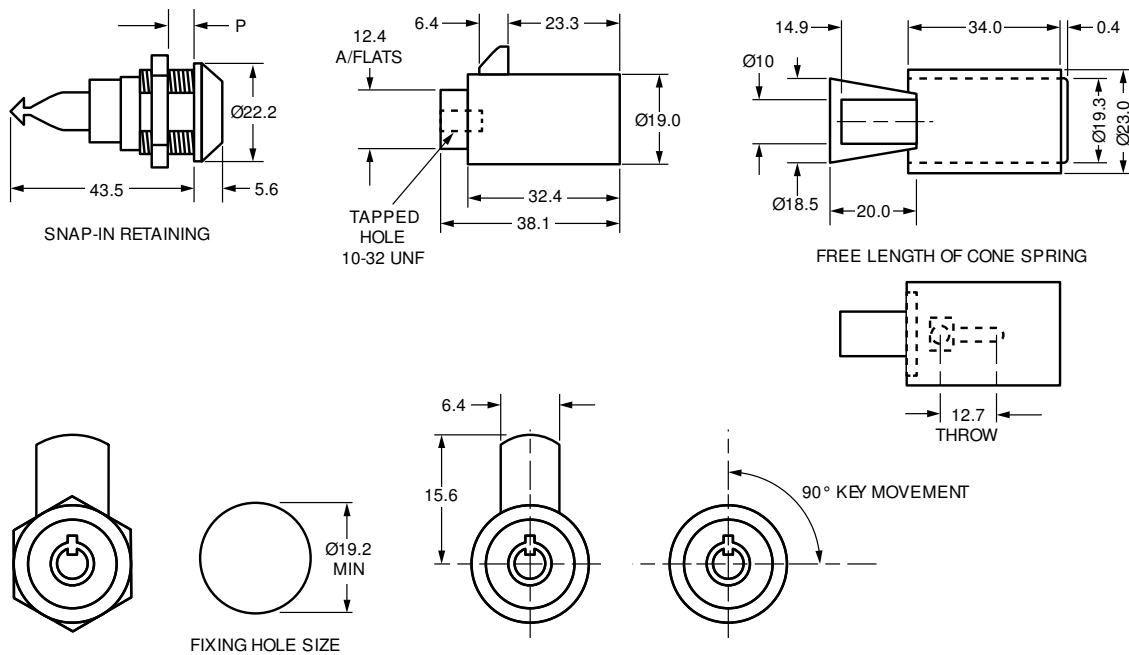
**RPT Lock 4333**
**Product Description**


An RPT Lock 4333 in Bright Chrome. This lock is available with an anti-drill feature and a 10-pin mechanism on request making it ideal for use on applications such as **Cash Management** or anywhere high security is required.

- **Standard movements:** See [Standard Movements](#) page
- **Lock Combinations:** 10,000
- **Standard finish:** Bright chrome
- **Fixing hole shape:** Round

**Options**

| SKU  | Key Series | Combinations | Body Length | Head Width | Head Height | Head Depth | Max Panel Thickness | Finish        |
|------|------------|--------------|-------------|------------|-------------|------------|---------------------|---------------|
| 4333 | 28         | 10,000       | 43.5        | 22.2       | 22.2        | 5.6        | 7.2                 | Bright Chrome |

**Technical Drawing**


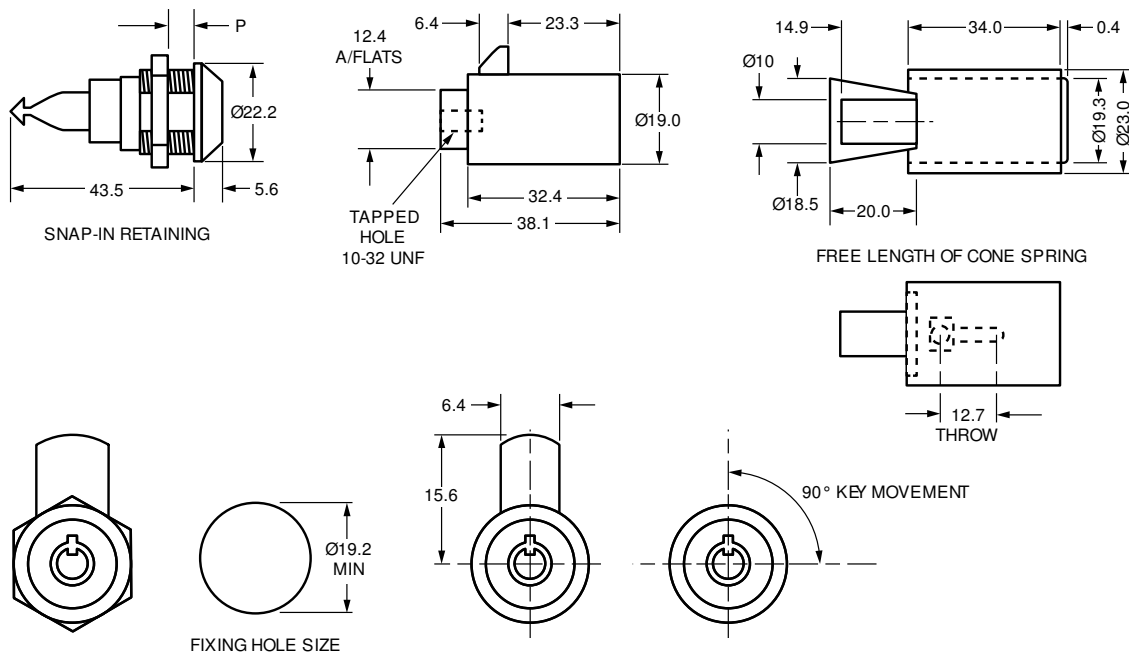
**RPT Lock 4302**
**Product Description**


An RPT Lock 4302 in Bright Chrome. This lock is available with an anti-drill feature and a 10-pin mechanism on request making it ideal for use on applications such as **Cash Management** or anywhere high security is required.

- **Standard movements:** See [Standard Movements](#) page
- **Lock Combinations:** 10,000
- **Standard finish:** Bright chrome
- **Fixing hole shape:** Round
- **Panel thickness:** Please state when ordering

**Options**

| SKU  | Key Series | Combinations | Body Length | Head Width | Head Height | Head Depth | Max Panel Thickness | Finish        |
|------|------------|--------------|-------------|------------|-------------|------------|---------------------|---------------|
| 4302 | 28         | 10,000       | 32.4        | 19         | 19          | 23.3       |                     | Bright Chrome |

**Technical Drawing**


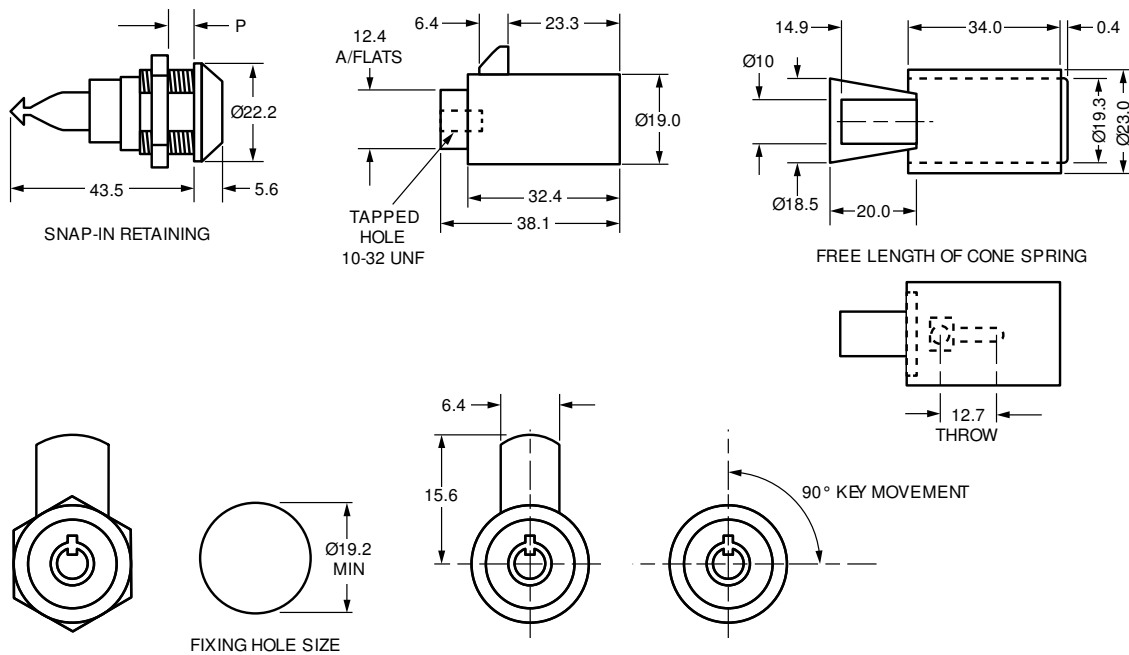
**RPT Lock 4339**
**Product Description**


An RPT Lock 4339 in Bright Chrome. This lock is available with an anti-drill feature and a 10-pin mechanism on request making it ideal for use on applications such as **Cash Management** or anywhere high security is required.

- **Standard movements:** See [Standard Movements](#) page
- **Lock Combinations:** 10,000
- **Standard finish:** Bright chrome
- **Fixing hole shape:** Round
- **Panel thickness:** Please state when ordering

**Options**

| SKU  | Key Series | Combinations | Body Length | Head Width | Head Height | Head Depth | Max Panel Thickness | Finish        |
|------|------------|--------------|-------------|------------|-------------|------------|---------------------|---------------|
| 4339 | 28         | 10,000       | 34          | 23         | 23          | 34         |                     | Bright Chrome |

**Technical Drawing**


**21.6-30mm RPT Code Change Lock 4810**
**Product Description**


A 21.6-30mm RPT Code Change Lock 4810 in Bright Chrome. For each change key combination there are six operating keys and one change key. Also the form and length of this cam can be varied to suit customer requirements. This means the lock is ideal for applications such as **Cash Management** where high security is required.

- **Standard movements:** 1, 2, 8, 9, 14 (4810, 4337, 4338). 8 (4812)
- **Lock Combinations:** 1,000 change-key combinations
- **Standard finish:** Bright chrome
- **Fixing hole shape:** Double D, Round (see technical drawing for specifics)
- **For a formed cam:** specify dimensions **B & X**
- **For a flat cam:** specify dimension **B** only

Each key is marked with a six figure number, the first five numbers are identical for the change key and operating keys. The last figure is marked '0' on the change key and '1' to '6' on each operating keys relative to its function in the lock.

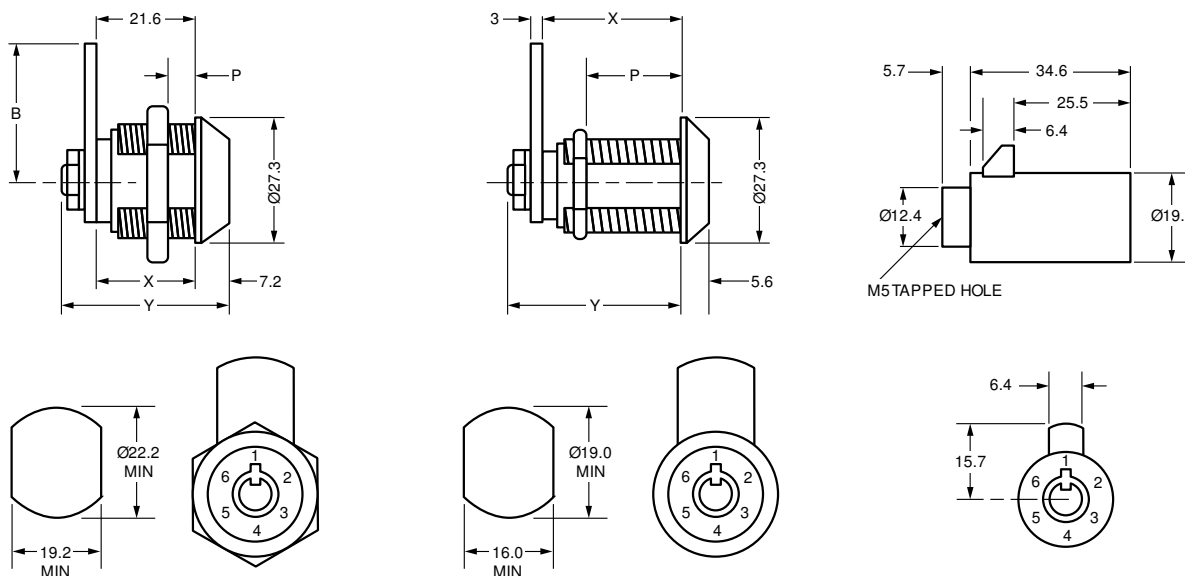
Example:

Change-Key Combination Number - 560010

Operating Key Numbers - 560011, 560012, 560013, 560014, 560015, 560016

**Options**

| SKU  | Key Series    | Combinations | Body Length | Head Width | Head Height | Head Depth | Max Panel Thickness | Finish        | Movement   |
|------|---------------|--------------|-------------|------------|-------------|------------|---------------------|---------------|------------|
| 4337 | 560000-569990 | 1,000        | 22.2        | 27.3       | 27.3        | 5.6        | 12.0                | Bright Chrome | (multiple) |
| 4338 | 560000-569990 | 1,000        | 30          | 27.3       | 27.3        | 5.6        | 21.0                | Bright Chrome | (multiple) |
| 4810 | 560000-569990 | 1,000        | 21          | 27.3       | 27.3        | 7.2        | 11.0                | Bright Chrome | (multiple) |
| 4812 | 560000-569990 | 1,000        | 25.5        | 19         | 19          | 25.5       |                     | Bright Chrome | 8          |

**Technical Drawing**


## 28.7mm In-Line RPT Camlock 7703

## Product Description



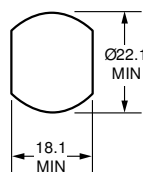
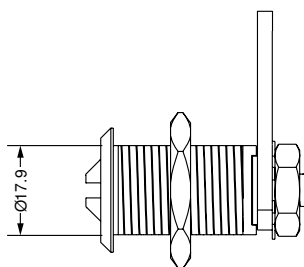
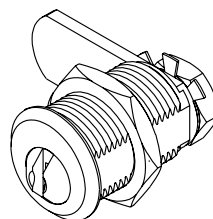
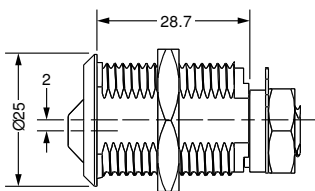
A 28.7mm In-Line RPT Camlock 7703 in Bright Chrome. This lock is ideal for applications such as **Cash Management** and **Enclosures**.

- **Standard movements:** 90° CW & ACW
- **Lock Combinations:** 1,050
- **Standard finish:** Bright chrome
- **Fixing hole shape:** Double D
- **All components are non-ferrous**

## Options

| SKU  | Key Series      | Combinations | Body Length | Head Width | Head Height | Head Depth | Max Panel Thickness |
|------|-----------------|--------------|-------------|------------|-------------|------------|---------------------|
| 7703 | AA12001-AA13050 | 1,050        | 28.7        | 25         | 25          | 0          |                     |

## Technical Drawing



FIXING HOLE SIZE

18.2mm In-Line Pin Tumbler  
Camlock 7400



Product Description

A 18.2mm In-Line Pin Tumbler Camlock 7400 in Bright Chrome. This lock is ideal for applications such as **Cash Management** and **Enclosures** or anywhere high security is required.

- **Standard movements:** 0100 = 90° CW; 0200 = 90° ACW
- **Lock Combinations:** 690 (7400) & 3,200 (7500)
- **Standard finish:** Bright chrome
- **Fixing hole shape:** Double D
- **Dimension 'B' & 'X' Specification:** See [Cams](#)

Options

| SKU          | Key Series | Combinations | Body Length | Head Width | Head Height | Head Depth | Max Panel Thickness | Finish        |
|--------------|------------|--------------|-------------|------------|-------------|------------|---------------------|---------------|
| 7400 (4 Pin) |            | 690          | 18.2        | 22.2       | 22.2        | 2.5        |                     | Bright Chrome |
| 7500 (5 Pin) |            | 3200         | 18.2        | 22.2       | 22.2        | 2.5        |                     | Bright Chrome |



## 12.2mm RPT Lock 4906

## Product Description



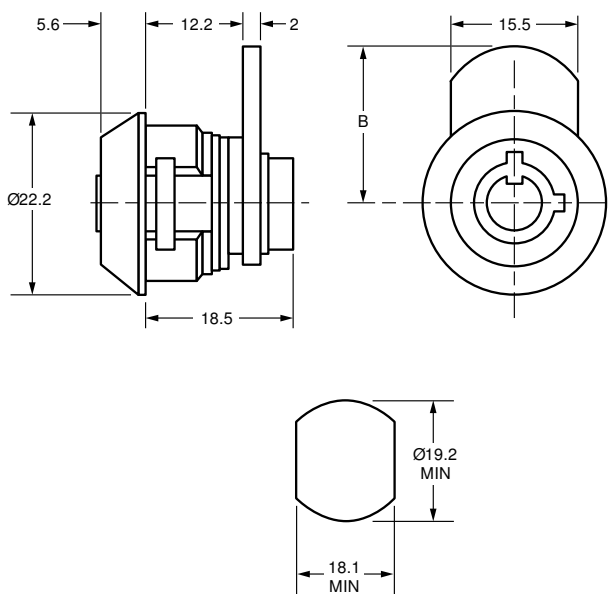
A 12.2mm RPT Lock 4906 in Bright Chrome. This lock has an optional 10 pin mechanism and anti-drill feature on request making it ideal for applications such as **Cash Management** or anywhere high security is required.

- **Lock Combinations:** 1,000
- **Standard finish:** Bright chrome
- **Fixing hole shape:** Double D
- Anti-drill feature available on request
- 10 pin version available on request


## Options

| SKU  | Key Series | Combinations | Body Length | Head Width | Head Height | Head Depth | Max Panel Thickness | Finish        |
|------|------------|--------------|-------------|------------|-------------|------------|---------------------|---------------|
| 4906 | 370        | 1,000        | 12.2        | 22.2       | 22.2        | 5.6        | 2                   | Bright Chrome |

## Technical Drawing

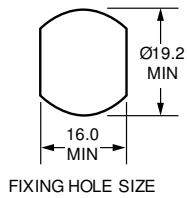
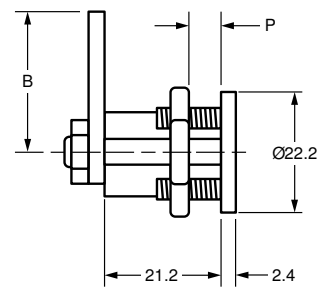
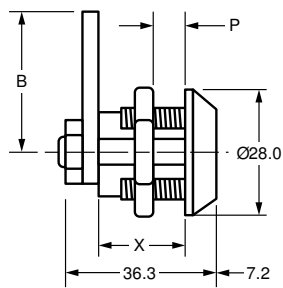
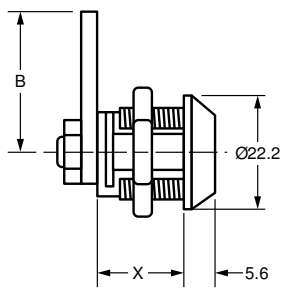


FIXING HOLE SIZE

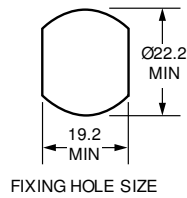
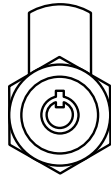
| 12-30mm RPT Camlock 4304  | Product Description  |
|---|--|
|  | <p>A 12-30mm RPT Camlock 4304 in Bright Chrome. This lock has an optional 10 pin mechanism and anti-drill feature on request making it ideal for applications such as <b>Cash Management</b> or anywhere high security is required.</p> <ul style="list-style-type: none"> <li>● <b>Standard movements:</b> 1 - 20</li> <li>● <b>Lock Combinations:</b> 2,000-10,000</li> <li>● <b>Standard finish:</b> Bright chrome</li> <li>● <b>Fixing hole shape:</b> Double D</li> <li>● <b>Comprehensive range of Cams available:</b> See <a href="#">Technical Information</a></li> </ul> <p><u>Optional Features:</u></p> <ul style="list-style-type: none"> <li>● Master available on request</li> <li>● 10 Pin mechanism on request</li> <li>● Anti-drill feature on request</li> </ul> |

| Options   |            |              |             |            |             |            |                     |               |
|-----------|------------|--------------|-------------|------------|-------------|------------|---------------------|---------------|
| SKU       | Key Series | Combinations | Body Length | Head Width | Head Height | Head Depth | Max Panel Thickness | Finish        |
| 4303-0100 | 28         | 10,000       | 18          | 22.2       | 22.2        | 5.6        | 7.2                 | Bright Chrome |
| 4303-5100 | 20 M       | 2,000        | 18          | 22.2       | 22.2        | 5.6        | 7.2                 | Bright Chrome |
| 4304-0100 | 28         | 10000        | 22.7        | 22.2       | 22.2        | 5.6        | 12                  | Bright Chrome |
| 4304-5100 | 31 M       | 2,000        | 22.7        | 22.2       | 22.2        | 5.6        | 12                  | Bright Chrome |
| 4314-0100 | 28         | 10,000       | 30          | 22.2       | 22.2        | 5.6        | 21                  | Bright Chrome |
| 4314-5100 | 31 M       | 2,000        | 30          | 22.2       | 22.2        | 5.6        | 21                  | Bright Chrome |
| 4322-0100 | 28         | 10,000       | 21.2        | 22.2       | 22.2        | 2.4        | 7.2                 | Bright Chrome |
| 4322-5100 | 20 M       | 2,000        | 21.2        | 22.2       | 22.2        | 2.4        | 7.2                 | Bright Chrome |
| 4801      | 28         | 10,000       | 22.2        | 28         | 28          | 7.2        | 12.0                | Bright Chrome |
| 4902      | 37         | 10,000       | 12          | 22.2       | 22.2        | 5.6        | 2                   | Bright Chrome |

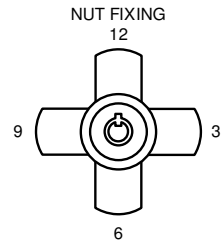
| Technical Drawing         |
|---------------------------|
| Technical Drawing Content |



FIXING HOLE SIZE



FIXING HOLE SIZE



CAMS CAN BE FITTED IN ANY FOUR POSITIONS SHOWN 3-6-9-12 AND CAN BE NOTCHED EITHER SIDE

## 18-30mm RPT Camlock 2403

## Product Description

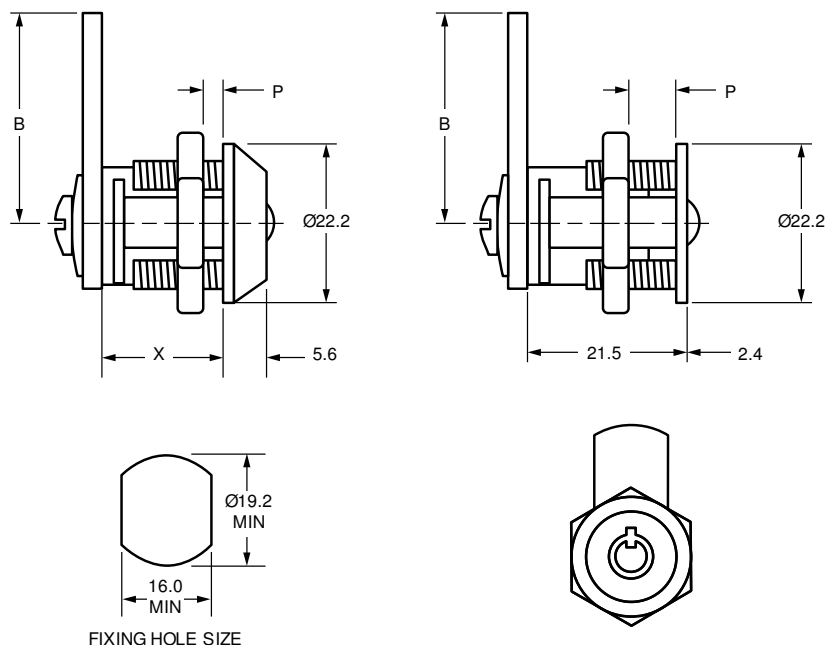
A 18-30mm RPT Camlock 2403 in Bright Chrome. This lock has an anti-drill feature as standard making it ideal for applications such as **Cash Management** or anywhere high security is required.

- **Standard movements:** 1, 2, 3, 4, 8, 9
- **Lock Combinations:** 10,000
- **Standard finish:** Bright chrome
- **Panel thickness:** 7.2-21mm
- **Fixing hole shape:** Double D
- **M Keyed system** supplied to order only with 2,000 differs and movements 1, 2
- **Key movements:** see [Standard Movements](#) page
- **Cam details:** see [Cams](#) page

## Options

| SKU  | Key Series | Combinations | Body Length | Head Width | Head Height | Head Depth | Max Panel Thickness | Finish        |
|------|------------|--------------|-------------|------------|-------------|------------|---------------------|---------------|
| 2403 | 28 M       | 10,000       | 18          | 22.2       | 22.2        | 5.6        | 7.2                 | Bright Chrome |
| 2404 | 28 M       | 10,000       | 22.7        | 22.2       | 22.2        | 5.6        | 1.2                 | Bright Chrome |
| 2414 | 28 M       | 10,000       | 30          | 22.2       | 22.2        | 5.6        | 21                  | Bright Chrome |
| 2422 | 28 M       | 10,000       | 21.5        | 22.2       | 22.2        | 2.4        | 7.2                 | Bright Chrome |

## Technical Drawing



## 22mm Pedestal Lock 5640

## Product Description



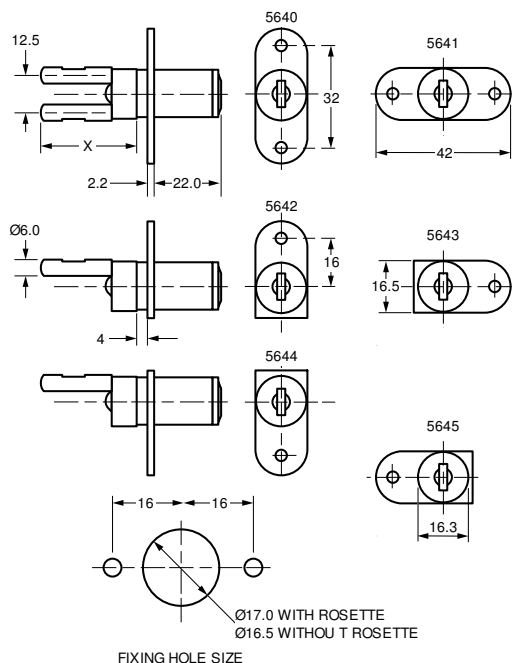
A 22mm Pedestal Lock 5640. This lock has a removable barrel and is available in a number of finishes making it ideal for use on items such as desk drawer units.

- **Standard movements:** 3, 4
- **Lock Combinations:** 200 (500 on request)
- **Standard finish:** Bright chrome, bright nickel, black chrome
- **Fixing hole shape:** Round with screw fixing (see technical drawing)
- **M Keyed system** supplied to order only
- **Actuator lengths:** 20, 25, 32, 40, 45 & 55mm
- **Rosette 7008003:** available on request
- **Locking bar available:** see [Accessories](#)

## Options

| SKU  | Key Series | Combinations | Body Length | Head Width | Head Height | Head Depth | Max Panel Thickness | Fixing     | Flange        |
|------|------------|--------------|-------------|------------|-------------|------------|---------------------|------------|---------------|
| 5640 | 35 M       | 200          | 22          | 16.5       | 16.5        | 22         |                     | Vertical   | Double        |
| 5641 | 35 M       | 200          | 22          | 16.5       | 16.5        | 22         |                     | Horizontal | Double        |
| 5642 | 35 M       | 200          | 22          | 16.5       | 16.5        | 22         |                     | Vertical   | Single Top    |
| 5643 | 35 M       | 200          | 22          | 16.5       | 16.5        | 22         |                     | Horizontal | Single RH     |
| 5644 | 35 M       | 200          | 22          | 16.5       | 16.5        | 22         |                     | Vertical   | Single Bottom |
| 5645 | 35 M       | 200          | 22          | 16.5       | 16.5        | 22         |                     | Horizontal | Single LH     |

## Technical Drawing



**22mm Anti Tilt Pedestal Locks  
5631**

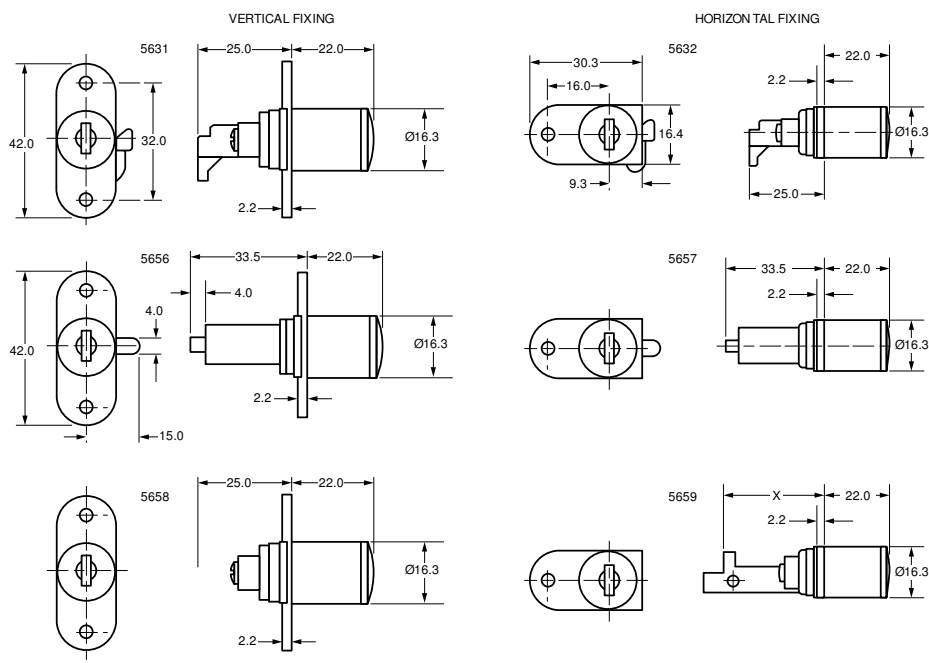
**Product Description**

A 22mm Anti Tilt Pedestal Locks 5631 with a removable barrel. Available in a number of different finishes, this lock has been designed specifically for use on items such as desk drawer units.

- **Standard movements:** 3
- **Lock Combinations:** 200 (500 on request)
- **Standard finish:** Bright chrome, bright nickel, black chrome
- **M Keyed system** supplied to order only
- **Anti-tilt system:** 5632 & 5631- Huwil; 5656 & 5657- Lehmann/Hekna; 5658 & 5659- Huwil SVS 3
- **Actuator cam dimension 'X':** 35.0 use part number 7640512; 38.5 use part number 7640517
- **Rosette** supplied on request

**Options**

| SKU  | Key Series | Combinations | Body Length | Head Width | Head Height | Head Depth | Max Panel Thickness | Fixing     | Movement |
|------|------------|--------------|-------------|------------|-------------|------------|---------------------|------------|----------|
| 5631 | 35 M       | 200          | 22          | 16.3       | 16.3        | 22         |                     | Vertical   | 3        |
| 5632 | 35 M       | 200          | 22          | 16.3       | 16.3        | 22         |                     | Horizontal | 3        |
| 5656 | 35 M       | 200          | 22          | 16.3       | 16.3        | 22         |                     | Vertical   | 3        |
| 5657 | 35 M       | 200          | 22          | 16.3       | 16.3        | 22         |                     | Horizontal | 3        |
| 5658 | 35 M       | 200          | 22          | 16.3       | 16.3        | 22         |                     | Vertical   | 3        |
| 5659 | 35 M       | 200          | 22          | 16.3       | 16.3        | 22         |                     | Horizontal | 3        |

**Technical Drawing**


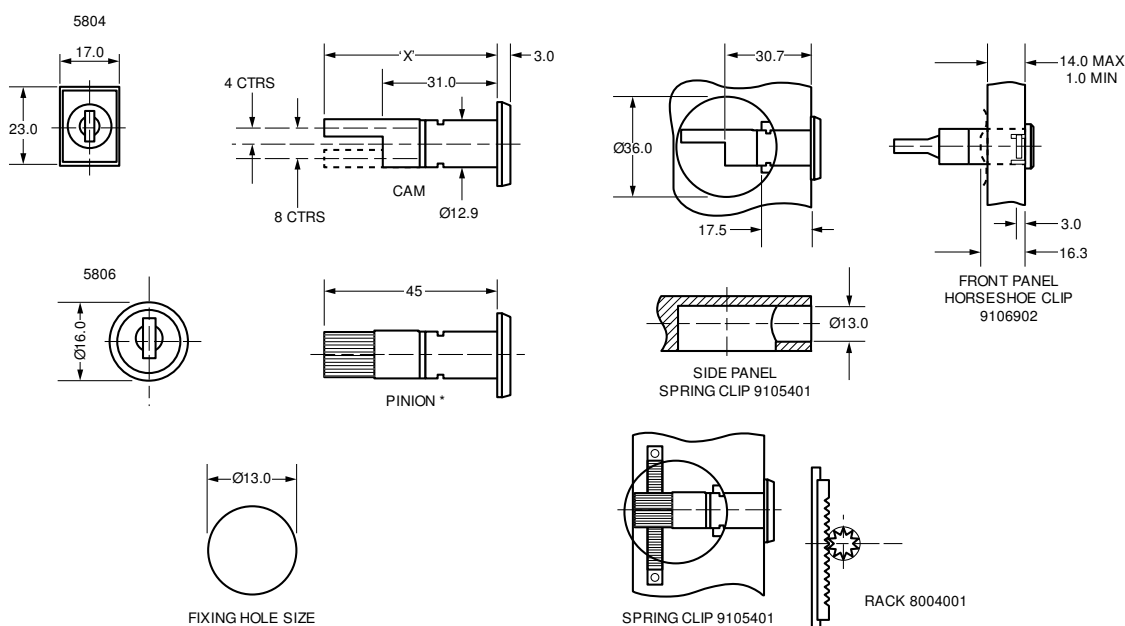
**31mm Pedestal Lock 5804**
**Product Description**


A 31mm Pedestal Lock 5804 available with a cam drive or pinion. This lock works with a locking bar and is ideal for items such as desk drawer units.

- **Standard movements:** 3, 4 (Cam drive); 7 (Pinion drive only)
- **Lock Combinations:** 200 (130 pinion only)
- **Standard finish:** Bright chrome, satin chrome, barrel nickel
- **Fixing hole shape:** Round
- **M Keyed system** supplied to order only
- **Locking bar movement:** 8mm cam drive, 30mm pinion drive 360° rotation
- **Actuator length:** 41, 47mm
- **Housing fixing:** Horseshoe clip or Spring clip - Please specify when ordering.
- **Pinion Option:** Please specify when ordering

**Options**

| SKU  | Key Series | Combinations | Body Length | Head Width | Head Height | Head Depth | Max Panel Thickness |
|------|------------|--------------|-------------|------------|-------------|------------|---------------------|
| 5804 | 18 M       | 200          | 31          | 17         | 23          | 3          |                     |

**Technical Drawing**
**FIXING DETAILS**


**19-23mm Pedestal Lock 5817**
**Product Description**


A 19-23mm Pedestal Lock 5817 available in a variety of finishes and actuator lengths. This lock is ideal for use on desk drawer units.

- **Standard movements:** 3, 4
- **Lock Combinations:** 200 (1,000 on request)
- **Standard finish:** Bright chrome, barrel nickel, black
- **Fixing hole shape:** Round with screw fixing (see technical drawing)
- **M Keyed system** supplied to order only
- **Actuator lengths:** 20, 25, 32, 40, 45 & 55mm
- **Rosette:** Available on request
- **Locking bar available:** see [Accessories](#)

**Options**

| SKU  | Key Series | Combinations | Body Length | Head Width | Head Height | Head Depth | Max Panel Thickness | Fixing     | Flange        |
|------|------------|--------------|-------------|------------|-------------|------------|---------------------|------------|---------------|
| 5817 | 18 M       | 200          | 19          | 19         | 19          | 19         |                     | Horizontal | Double        |
| 5840 | 18 M       | 200          | 19          | 16.5       | 16.5        | 19         |                     | Vertical   | Double        |
| 5841 | 18 M       | 200          | 19          | 16.5       | 16.5        | 19         |                     | Horizontal | Double        |
| 5842 | 18 M       | 200          | 23          | 16.5       | 16.5        | 23         |                     | Vertical   | Single Top    |
| 5843 | 18 M       | 200          | 19          | 16.5       | 16.5        | 19         |                     | Horizontal | Single RH     |
| 5844 | 18 M       | 200          | 19          | 16.5       | 16.5        | 19         |                     | Vertical   | Single Bottom |
| 5845 | 18 M       | 200          | 23          | 16.5       | 16.5        | 23         |                     | Horizontal | Single LH     |
| 5846 | 18 M       | 200          | 23          | 16.5       | 16.5        | 23         |                     | Vertical   | Double        |
| 5847 | 18 M       | 200          | 23          | 16.5       | 16.5        | 23         |                     | Horizontal | Double        |
| 5848 | 18 M       | 200          | 23          | 16.5       | 16.5        | 23         |                     | Vertical   | Single Top    |
| 5849 | 18 M       | 200          | 23          | 16.5       | 16.5        | 23         |                     | Horizontal | Single RH     |
| 5850 | 18 M       | 200          | 23          | 16.5       | 16.5        | 23         |                     | Vertical   | Single Bottom |
| 5851 | 18 M       | 200          | 23          | 16.5       | 16.5        | 23         |                     | Horizontal | Single LH     |

**Technical Drawing**





## 19mm Anti Tilt Pedestal Lock 5893

## Product Description



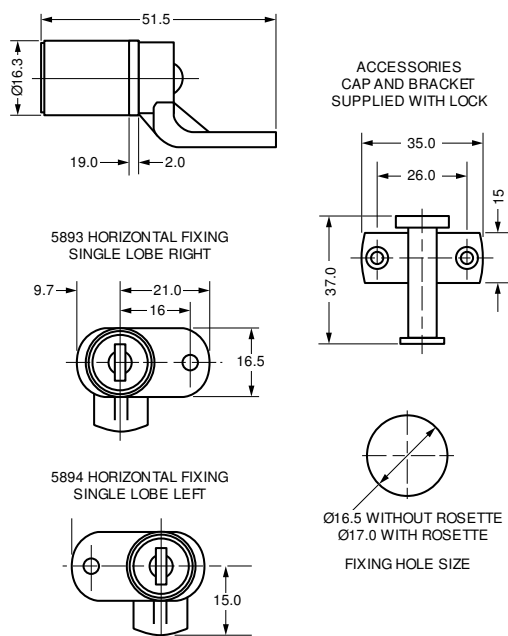
A 19mm Anti Tilt Pedestal Lock 5893. Available in a number of different finishes, this lock has been designed specifically for use on items such as desk drawer units.

- **Standard movements:** 8, 9
- **Lock Combinations:** 200 (1,000 on request)
- **Standard finish:** Bright chrome, barrel nickel, black
- **Fixing hole shape:** Round
- **M Keyed system** supplied to order only
- **Rosette:** Available on request

## Options

| SKU  | Key Series | Combinations | Body Length | Head Width | Head Height | Head Depth | Max Panel Thickness |
|------|------------|--------------|-------------|------------|-------------|------------|---------------------|
| 5893 | 18 M       | 200          | 19          | 16.5       | 16.5        | 19         |                     |
| 5894 | 18 M       | 200          | 19          | 16.5       | 16.5        | 19         |                     |

## Technical Drawing



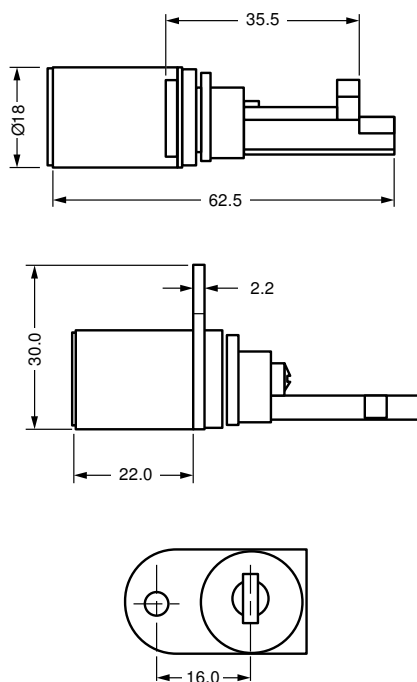
**22mm Pedestal Lock B920**
**Product Description**


A 22mm Pedestal Lock B920 in Bright Nickel. Available with a wide range of cams, this lock is also suitable for use with the Huwil SVS3 anti-tilt system. This makes it ideal for use on items such as desk drawer units.

- **Standard movements:** 3
- **Lock Combinations:** 2,000
- **Standard finish:** Bright nickel
- **Fixing hole shape:** Round with screw fixing (see technical drawing)
- **M Keyed system** supplied to order only
- **Available Cams:** see [Cams](#) page

**Options**

| SKU  | Key Series | Combinations | Body Length | Head Width | Head Height | Head Depth | Max Panel Thickness | Flange    | Fixing     | Movement | Finish        |
|------|------------|--------------|-------------|------------|-------------|------------|---------------------|-----------|------------|----------|---------------|
| B920 | 25-27 M    | 2,000        | 22          | 18         | 18          | 22         |                     | Single LH | Horizontal | 3        | Bright Nickel |

**Technical Drawing**


## 24mm Sliding Door Lock 5662

## Product Description



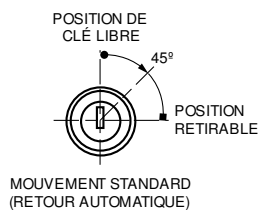
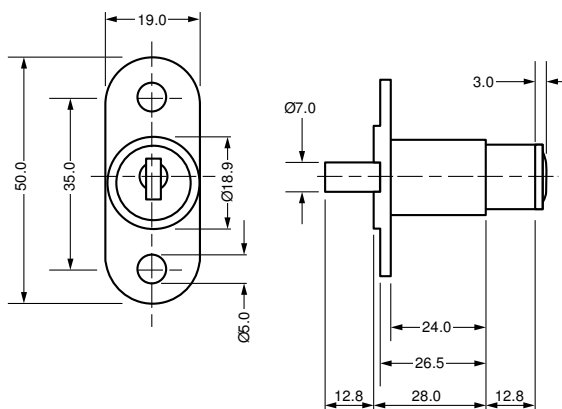
A 24mm Sliding Door Lock 5662 available in Bright or Black Chrome. This lock is ideal for use on furniture with sliding door features such as cabinets and cupboards.

- **Standard movements:** 0 (see technical drawing)
- **Lock Combinations:** 200 (500 on request)
- **Standard finish:** Bright chrome, black chrome
- **M** Keyed system supplied to order only
- **5662:** push to lock
- **5663:** key to lock
- **Rosette 7011401:** supplied on request

## Options

| SKU  | Key Series | Combinations | Body Length | Head Width | Head Height | Head Depth | Max Panel Thickness | Lock Type |
|------|------------|--------------|-------------|------------|-------------|------------|---------------------|-----------|
| 5662 | 35 M       | 200          | 24          | 18.9       | 18.9        | 24         |                     | Push      |
| 5663 | 35 M       | 200          | 24          | 18.9       | 18.9        | 24         |                     | Key       |

## Technical Drawing



## 24mm Sliding Door Lock 5862

## Product Description



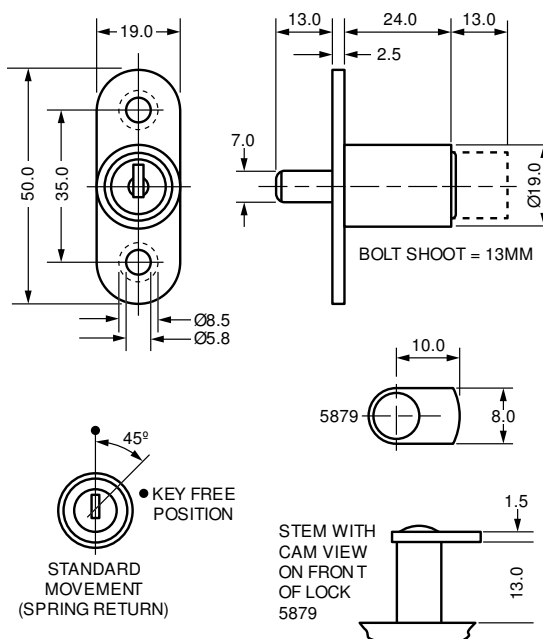
A 24mm Sliding Door Lock 5862 in Bright or Black Chrome. This lock is ideal for use on furniture with sliding door features such as cabinets and cupboards.

- **Standard movements:** 0 (see technical drawing)
- **Lock Combinations:** 200 (1,000 on request)
- **Standard finish:** Bright chrome, black chrome
- **M** Keyed system supplied to order only
- **Lock bolt length:** 13mm
- **5862:** push to lock operation

## Options

| SKU  | Key Series | Combinations | Body Length | Head Width | Head Height | Head Depth | Max Panel Thickness | Lock Type |
|------|------------|--------------|-------------|------------|-------------|------------|---------------------|-----------|
| 5862 | 18 M       | 200          | 24          | 19         | 19          | 24         |                     | Push      |
| 5863 | 18 M       | 200          | 24          | 19         | 19          | 24         |                     | Key       |
| 5879 | 18 M       | 200          | 24          | 19         | 19          | 24         |                     | Key       |

## Technical Drawing



## 26mm Sliding Door Lock 5860

## Product Description



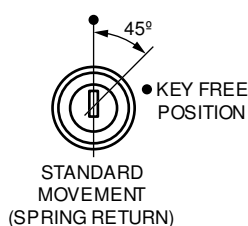
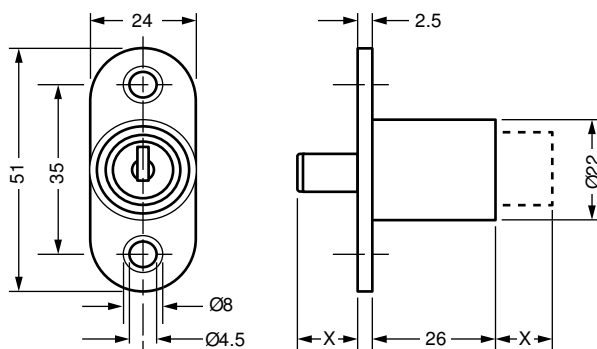
A 26mm Sliding Door Lock 5860 in Bright or Black Chrome. This lock is ideal for use on furniture with sliding door features such as cabinets and cupboards.

- **Standard movements:** 0 (see technical drawing)
- **Lock Combinations:** 200 (1,000 on request)
- **Standard finish:** Bright chrome, black chrome
- **M** Keyed system supplied to order only
- **Lock bolt length 'X':** 5860 - 12.5mm; 5861 - 10mm
- **5861:** push to lock operation

## Options

| SKU  | Key Series | Combinations | Body Length | Head Width | Head Height | Head Depth | Max Panel Thickness | Lock Type |
|------|------------|--------------|-------------|------------|-------------|------------|---------------------|-----------|
| 5860 | 18 M       | 200          | 26          | 22         | 22          | 26         |                     | -         |
| 5861 | 18 M       | 200          | 26          | 22         | 22          | 26         |                     | Push      |

## Technical Drawing



## 16-22mm Sliding Door Lock 5833

## Product Description



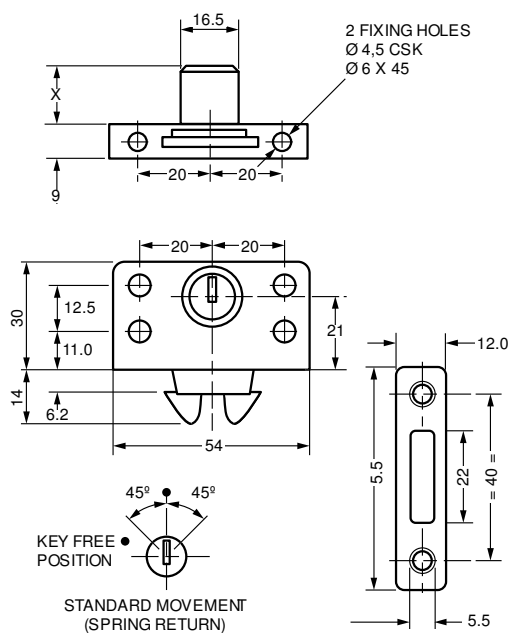
A 16-22mm Sliding Door Lock 5833 available in Bright or Black Chrome. This lock is ideal for use on furniture with sliding door features such as cabinets and cupboards.

- **Standard movements:** 0 (see technical drawing)
- **Lock Combinations:** 200 (1,000 on request)
- **Standard finish:** Bright chrome, black chrome
- **5833 'X' dimension:** 16mm
- **5834 'X' dimension:** 22mm
- **M Keyed system** supplied to order only
- **Rosette 7008003 & striking plate 7012401:** supplied on request

## Options

| SKU  | Key Series | Combinations | Body Length | Head Width | Head Height | Head Depth | Max Panel Thickness |
|------|------------|--------------|-------------|------------|-------------|------------|---------------------|
| 5833 | 18 M       | 200          | 9           | 16.5       | 16.5        | 16         |                     |
| 5834 | 18 M       | 200          | 9           | 16.5       | 16.5        | 22         |                     |

## Technical Drawing



## 29.5mm Sliding Door Lock 5819

## Product Description

A 29.5mm knob operated Sliding Door Lock 5819. Available in Satin Nickel, this lock is ideal for use on furniture with sliding door features such as cabinets and cupboards.

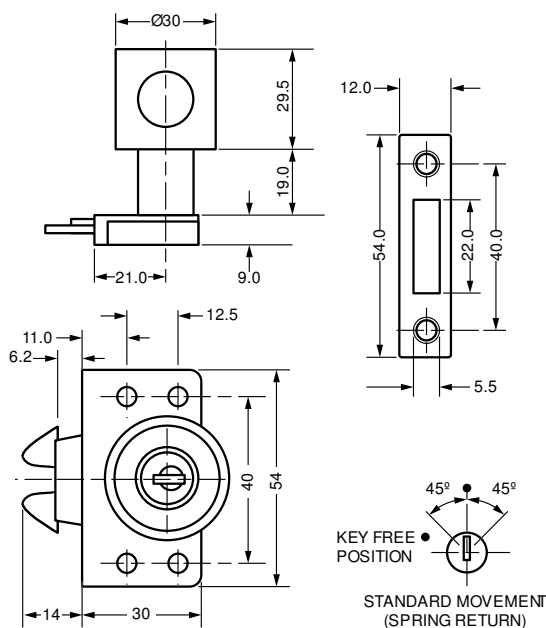
- **Standard movements:** 0 (see technical drawing)
- **Lock Combinations:** 200 (1,000 on request)
- **Standard finish:** Satin nickel
- **Panel thickness:** 19mm
- **M Keyed system** supplied to order only
- **Striking plate 7012401:** supplied on request



## Options

| SKU  | Key Series | Combinations | Body Length | Head Width | Head Height | Head Depth | Max Panel Thickness | Finish       |
|------|------------|--------------|-------------|------------|-------------|------------|---------------------|--------------|
| 5819 | 18 M       | 200          | 12          | 30         | 30          | 29.5       |                     | Satin Nickel |

## Technical Drawing





**26mm Sliding Glass Door Lock 5886**



**Product Description**

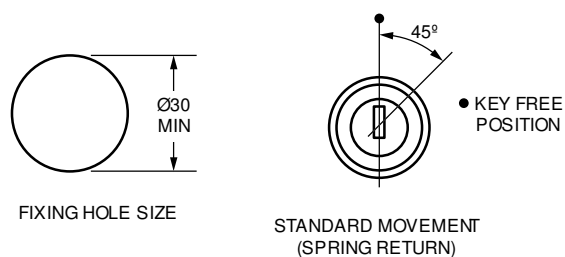
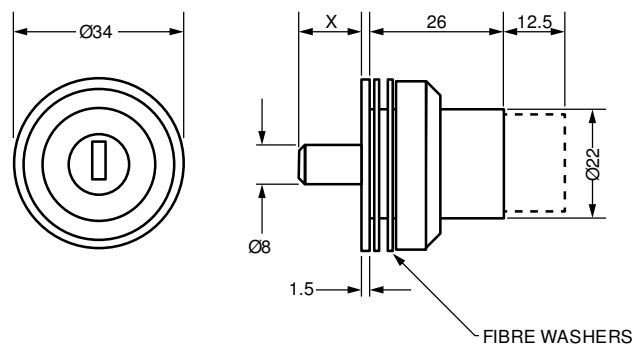
A 26mm Sliding Glass Door Lock 5886 in Bright Chrome. This lock is suitable for fixing to glass panels 3.0-6.0mm thick and is ideal for use on glass doors in cupboards or cabinets.

- **Standard movements:** 0 (see technical drawing)
- **Lock Combinations:** 200 (1,000 on request)
- **Standard finish:** Bright chrome
- **Panel thickness:** 3-6mm
- **Fixing hole shape:** Round
- **M Keyed system** supplied to order only
- **Lock bolt length 'X' dimension:** 5886 - 12.5mm, 5887 - 10mm
- **5887:** push to lock operation

**Options**

| SKU  | Key Series | Combinations | Body Length | Head Width | Head Height | Head Depth | Max Panel Thickness | Finish        |
|------|------------|--------------|-------------|------------|-------------|------------|---------------------|---------------|
| 5886 | 18 M       | 200          | 26          | 22         | 22          | 26         | 3.0-6.0             | Bright Chrome |
| 5887 | 18 M       | 200          | 26          | 22         | 22          | 26         | 3.0-6.0             | Bright Chrome |

**Technical Drawing**



FIXING HOLE SIZE

STANDARD MOVEMENT  
(SPRING RETURN)

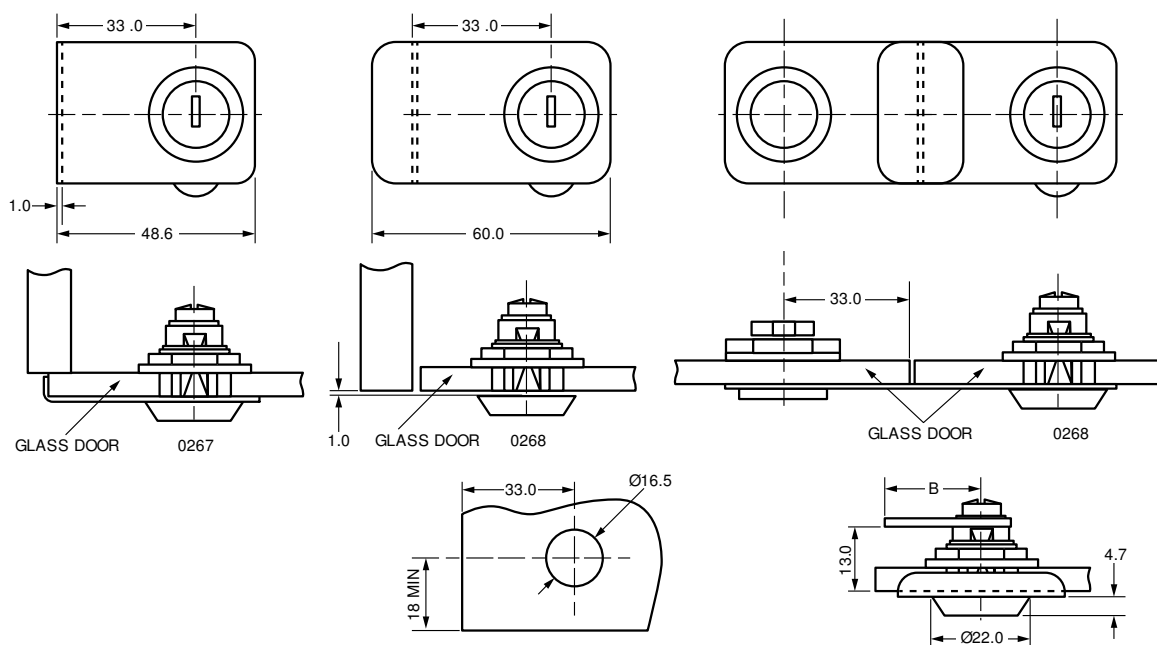
**Glass Door Lock 0269**
**Product Description**


A Glass Door Lock 0269 available in a Nickel, Brass or Black Chrome finish. These locks are ideal for use on glass doors in cupboards and cabinets.

- **Standard movements:** 1
- **Lock combinations:** 100 (200 on request)
- **Standard finish:** Nickel, Brass or Black Chrome
- **Maximum glass thickness:** 6mm

**Options**

| SKU  | Key Series | Combinations | Body Length | Head Width | Head Height | Head Depth | Max Panel Thickness | Door Type      | Movement |
|------|------------|--------------|-------------|------------|-------------|------------|---------------------|----------------|----------|
| 0267 | 800        | 100          | 0           | 22         | 22          | 4.7        | 6.0                 | Single - Butt  | 1        |
| 0268 | 800        | 100          | 0           | 22         | 22          | 4.7        | 6.0                 | Single - Flush | 1        |
| 0269 | 800        | 100          | 0           | 22         | 22          | 4.7        | 6.0                 | Double         | 1        |

**Technical Drawing**


## 22mm Tambour Lock 5611

## Product Description



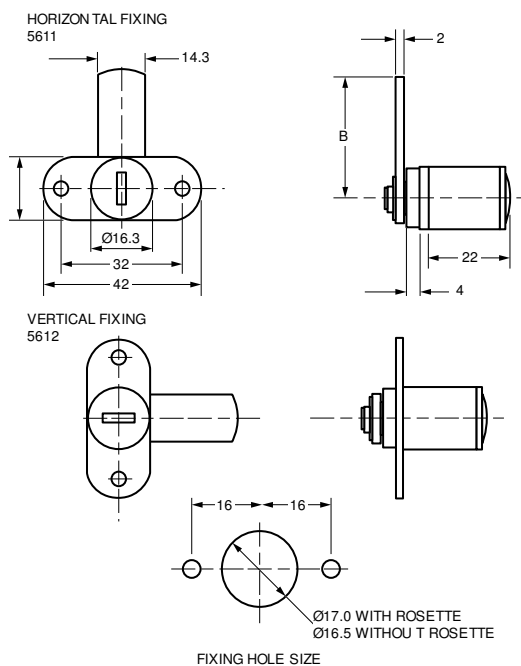
A 22mm Tambour Lock 5611 available in a number of finishes. This lock is ideal for use on Tambour Door Cupboards and Cabinets.

- **Standard movements:** 3, 4, 8, 9
- **Lock Combinations:** 200 (500 on request)
- **Standard finish:** Bright chrome, bright nickel, black chrome
- **Fixing hole shape:** Round with screw fixing (see technical drawing)
- **M Keyed system** supplied to order only
- **Rosette 7008003:** Available on request
- **Use 'T' cams as specified:** see [Cams](#) page

## Options

| SKU  | Key Series | Combinations | Body Length | Head Width | Head Height | Head Depth | Max Panel Thickness | Fixing     |
|------|------------|--------------|-------------|------------|-------------|------------|---------------------|------------|
| 5611 | 35 M       | 200          | 22          | 16.5       | 16.5        | 22         |                     | Horizontal |
| 5612 | 35 M       | 200          | 22          | 16.5       | 16.5        | 22         |                     | Vertical   |

## Technical Drawing



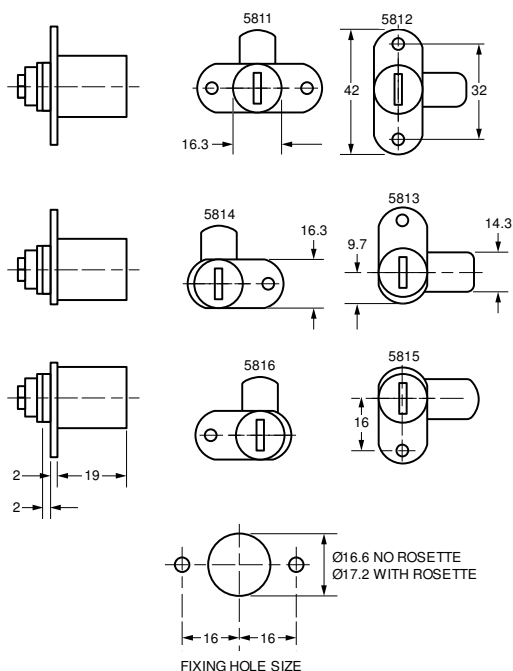
**19mm Tambour Lock 5811**
**Product Description**


A 19mm Tambour Lock 5811 in Nickel or Black. This lock is ideal for use on Tambour Door Cupboards and Cabinets.

- **Standard movements:** 8, 9
- **Lock Combinations:** 200 (1,000 on request)
- **Standard finish:** Barrel nickel, black
- **Fixing hole shape:** Round with screw fixing (see technical drawing)
- **M Keyed system** supplied to order only
- **Rosette 7008003:** Available on request
- **Use 'T' cams** as specified: see [Cams](#) page

**Options**

| SKU  | Key Series | Combinations | Body Length | Head Width | Head Height | Head Depth | Max Panel Thickness | Flange        | Fixing     |
|------|------------|--------------|-------------|------------|-------------|------------|---------------------|---------------|------------|
| 5811 | 18 M       | 200          | 19          | 16.3       | 16.3        | 19         |                     | Double        | Horizontal |
| 5812 | 18 M       | 200          | 19          | 16.3       | 16.3        | 19         |                     | Double        | Vertical   |
| 5813 | 18 M       | 200          | 19          | 16.3       | 16.3        | 19         |                     | Single Top    | Vertical   |
| 5814 | 18 M       | 200          | 19          | 16.3       | 16.3        | 19         |                     | Single Top    | Horizontal |
| 5815 | 18 M       | 200          | 19          | 16.3       | 16.3        | 19         |                     | Single Bottom | Vertical   |
| 5816 | 18 M       | 200          | 19          | 16.3       | 16.3        | 19         |                     | Single Bottom | Horizontal |

**Technical Drawing**


## 22mm Tambour Lock 5897

## Product Description



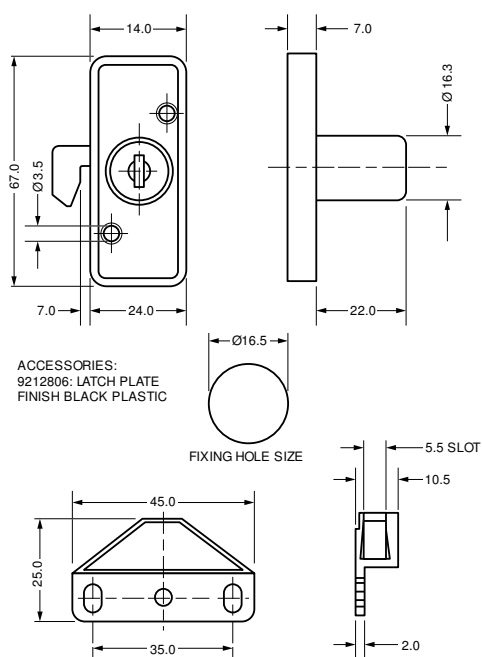
A 22mm Tambour Lock 5897 available in a number of finishes. This lock is ideal for use on Tambour Door Cupboards and Cabinets.

- **Standard movements:** 8
- **Lock Combinations:** 200 (1,000 on request)
- **Standard finish:** Bright chrome, zinc plate & passivate, black
- **Fixing hole shape:** Round
- **M Keyed system** supplied to order only
- **Rosette 7008003:** Available on request
- **Use 'T' cams as specified:** see [Cams](#) page

## Options

| SKU  | Key Series | Combinations | Body Length | Head Width | Head Height | Head Depth | Max Panel Thickness | Movement |
|------|------------|--------------|-------------|------------|-------------|------------|---------------------|----------|
| 5897 | 18 M       | 200          | 7           | 16.3       | 16.3        | 22         |                     | 8        |

## Technical Drawing



## 17.8mm Tambour Lock C260

## Product Description



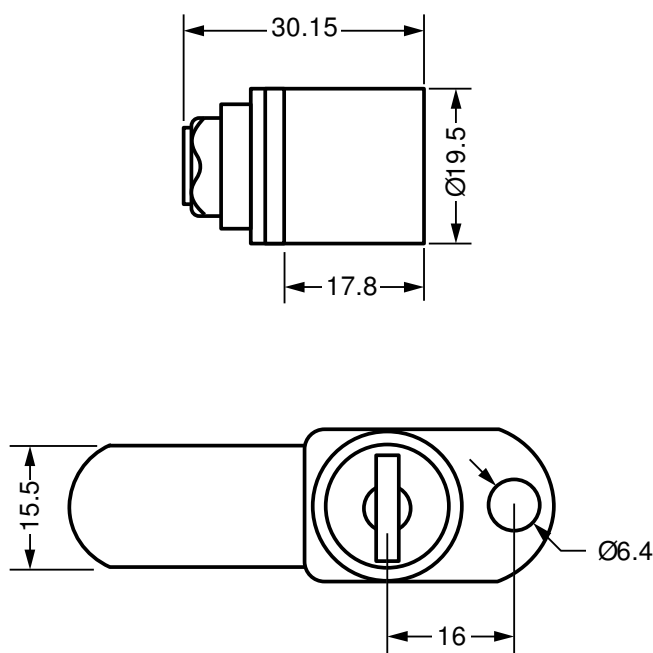
A 17.8mm Tambour Lock C260 available in Achrolyte or Nickel Plated. This lock is ideal for use on Tambour Door Cupboards and Cabinets.

- **Standard movements:** 1, 2
- **Lock Combinations:** 200
- **Standard finish:** Nickel plated, achrolyte
- **Panel thickness:** 20mm
- **Fixing hole shape:** Round with screw fixing (see technical drawing)
- **M** Keyed system supplied to order only

## Options

| SKU  | Key Series | Combinations | Body Length | Head Width | Head Height | Head Depth | Max Panel Thickness |
|------|------------|--------------|-------------|------------|-------------|------------|---------------------|
| C260 | KM         | 200          | 30.15       | 19.5       | 19.5        | 17.8       |                     |

## Technical Drawing



**22-25mm Multi-Point Lock 5688**
**Product Description**

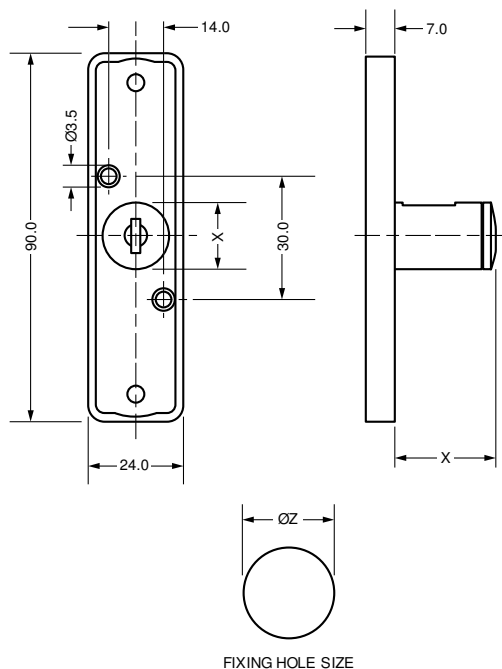

A 22-25mm Multi-Point Lock 5688 with a removable barrel. These locks are ideal for use on applications such as cupboards, drawers and desks.

- **Standard movements:** 3
- **Lock Combinations:** 200-2,000 (5687 & 5688 with 500 on request)
- **Standard finish:** Bright chrome, bright nickel, black chrome
- **Fixing hole shape:** Round
- **M Keyed system** supplied to order only
- **Back plate:** 5687 black nickel, 5688 black plastic
- **C522:** Can be supplied with split key
- **Rosette 7008003:** available with 5687 & 5688 on request

|      | X  | Y    | Z    |
|------|----|------|------|
| 5687 | 22 | 16.3 | 16.5 |
| 5688 | 25 | 16.3 | 16.5 |
| C522 | 22 | 19.8 | 20   |

**Options**

| SKU  | Key Series | Combinations | Body Length | Head Width | Head Height | Head Depth | Max Panel Thickness | Movement |
|------|------------|--------------|-------------|------------|-------------|------------|---------------------|----------|
| 5687 | 35 M       | 200          | 7           | 16.3       | 16.3        | 22         |                     | 3        |
| 5688 | 35 M       | 200          | 7           | 16.3       | 16.3        | 25         |                     | 3        |
| C522 | 25-27 M    | 2,000        | 7           | 19.8       | 19.8        | 22         |                     | 3        |

**Technical Drawing**


FIXING HOLE SIZE

**22mm Multi-Point Lock 5625**
**Product Description**

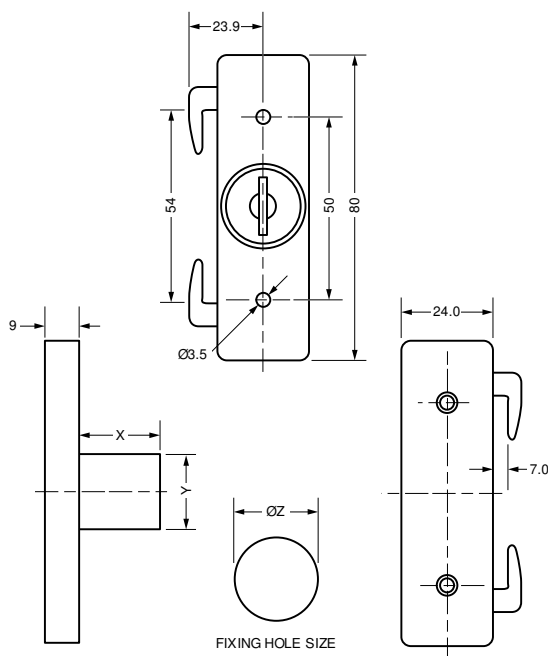

A 22mm Multi-Point Lock 5625 with a removable barrel. Available in Nickel, these locks are ideal for use on applications such as cupboards, drawers and desks.

- **Standard movements:** 3
- **Lock Combinations:** 200-2,000 (5625 with 500 on request)
- **Standard finish:** Nickel
- **Fixing hole shape:** Round
- **M Keyed system** supplied to order only
- Can be supplied with split key
- **Rosette 70080037B:** available with 5625 on request

|      | X  | Y    | Z    |
|------|----|------|------|
| 5625 | 22 | 16.3 | 16.5 |
| C523 | 22 | 19.8 | 20   |

**Options**

| SKU  | Key Series | Combinations | Body Length | Head Width | Head Height | Head Depth | Max Panel Thickness | Finish | Movement |
|------|------------|--------------|-------------|------------|-------------|------------|---------------------|--------|----------|
| 5625 | 35 M       | 200          | 9           | 16.3       | 16.3        | 22         |                     | Nickel | 3        |
| C523 | 25-27 M    | 2,000        | 9           | 19.8       | 19.8        | 22         |                     | Nickel | 3        |

**Technical Drawing**




5825

Product Description

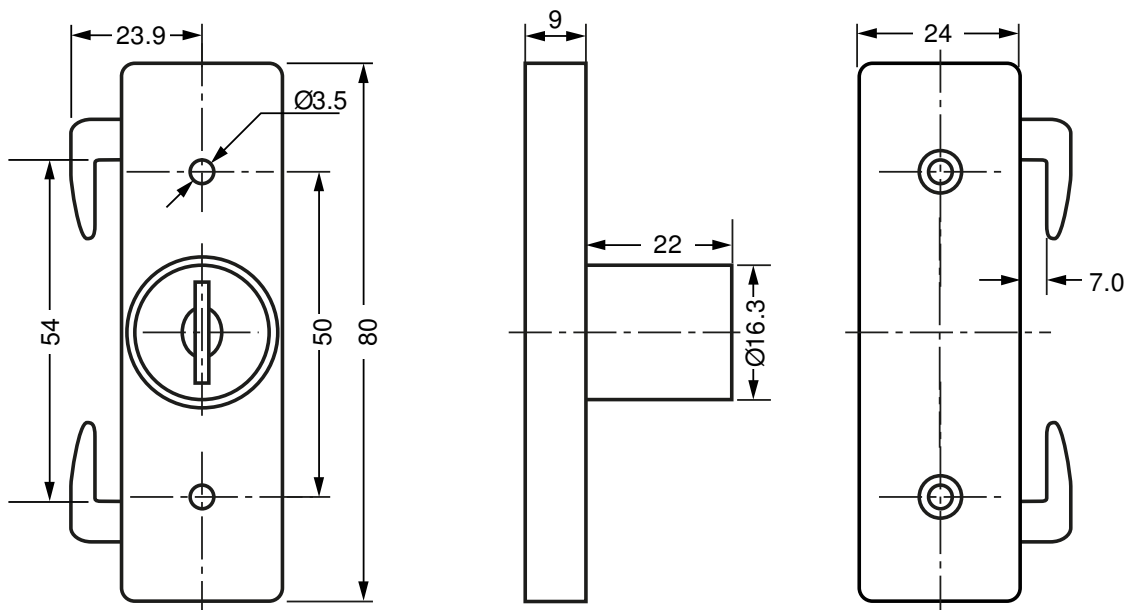
**22mm Multi-Point Lock**  
**Standard movements:** 3  
**Lock Combinations:** 200 (1,000 on request)  
**Standard finish:** Nickel  
**M** Keyed system supplied to order only  
 Can be supplied with a split key



Options

| SKU  | Key Series | Combinations | Body Length | Head Width | Head Height | Head Depth | Max Panel Thickness | Barrel               | Movement | Finish |
|------|------------|--------------|-------------|------------|-------------|------------|---------------------|----------------------|----------|--------|
| 5825 | 18 M       | 200          | 9           | 16.3       | 16.3        | 22         |                     | Non Removable Barrel | 3        | Nickel |

Technical Drawing



## 22mm Multi-Point Lock 5888



## Product Description

A 22mm Multi-Point Lock 5888 available in Zinc Plate. These locks are ideal for use on applications such as Wooden Office Furniture.

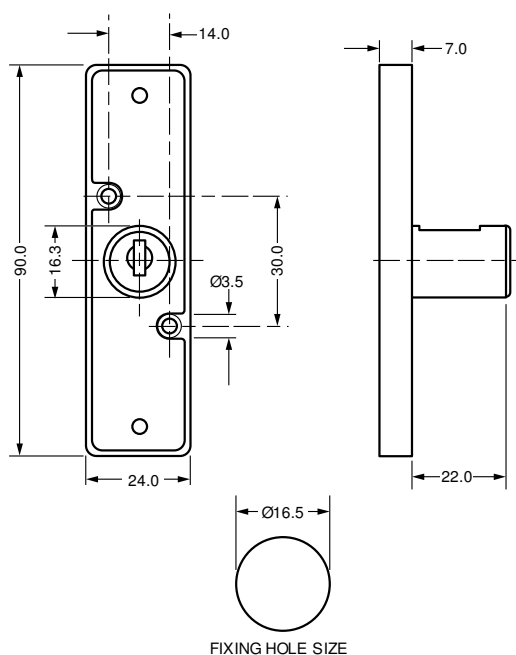
- **Standard movements:** 3
- **Lock Combinations:** 200 (1,000 on request)
- **Standard finish:** Zinc plate & passivate
- **Panel thickness:** 22mm
- **Fixing hole shape:** Round
- **M Keyed system** supplied to order only
- **Rosette 7008003:** supplied on request

This lock requires accessories – please see the **Technical Information** section or contact the sales department.

## Options

| SKU  | Key Series | Combinations | Body Length | Head Width | Head Height | Head Depth | Max Panel Thickness | Movement | Finish     |
|------|------------|--------------|-------------|------------|-------------|------------|---------------------|----------|------------|
| 5888 | 78 M       | 200          | 7           | 16.3       | 16.3        | 22         |                     | 3        | Zinc Plate |

## Technical Drawing



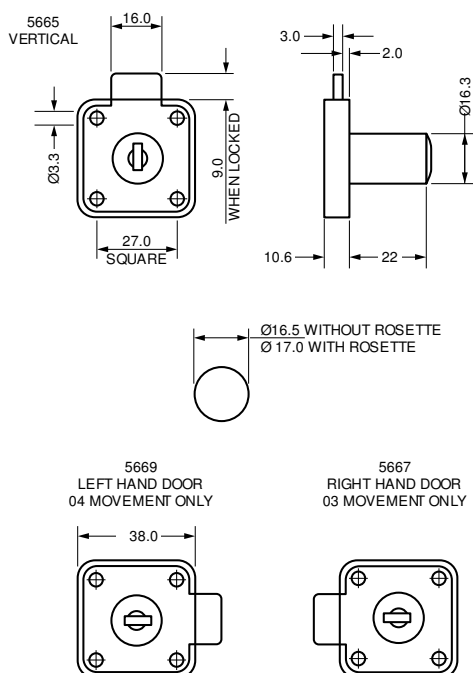
**22mm Rim Lock 5665**
**Product Description**


A 22mm Rim Lock 5665 available in a number of finishes from Lowe & Fletcher. This lock has a removable barrel and is ideal for use on items such as cupboards and cabinets.

- **Standard movements:** 3, 4
- **Lock Combinations:** 200 (500 on request)
- **Standard finish:** Bright chrome, bright nickel, black chrome
- **M Keyed system** supplied to order only
- **Rosette 7008003:** Available on request

**Options**

| SKU  | Key Series | Combinations | Body Length | Head Width | Head Height | Head Depth | Max Panel Thickness | Fixing     |
|------|------------|--------------|-------------|------------|-------------|------------|---------------------|------------|
| 5665 | 35 M       | 200          | 2           | 16.3       | 16.3        | 22         |                     | Vertical   |
| 5667 | 35 M       | 200          | 2           | 16.3       | 16.3        | 22         |                     | Right Hand |
| 5669 | 35 M       | 200          | 2           | 16.3       | 16.3        | 22         |                     | Left Hand  |

**Technical Drawing**


## 19-25mm Rim Lock 5870

## Product Description



A 19-25mm Rim Lock 5870 in Bright Zinc or Black Zinc, this lock is ideal for use on items such as cupboards and cabinets.

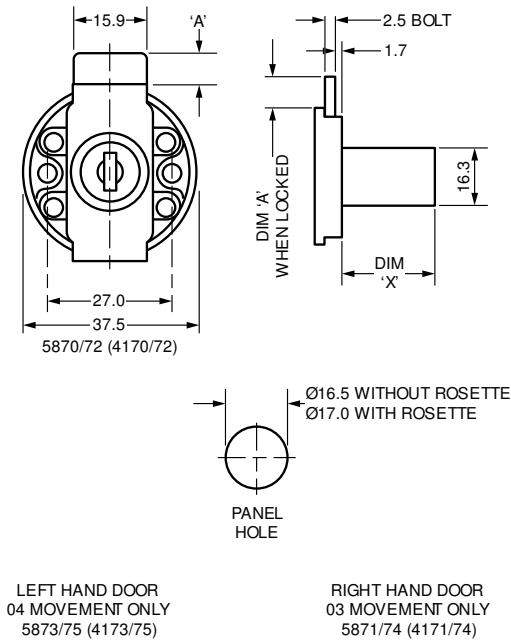
- **Standard movements:** 7mm bolt length - 3 (vertical & RH), 4 (LH only); 14mm bolt length - 7 (vertical, RH & LH)
- **Lock Combinations:** 200 (1,000 on request)
- **Standard finish:** Bright zinc, black zinc
- **Fixing hole shape:** Round
- **M Keyed system** supplied to order only
- **Black plastic back plate available:** see ref no's in ( ) table below

| Vertical           | LH                 | RH                 | A' Dim | X' Dim |
|--------------------|--------------------|--------------------|--------|--------|
| 5872-3<br>(4172-3) | 5873-4<br>(4173-4) | 5871-3<br>(4171-3) | 7      | 19     |
| 5870-3<br>(4170-3) | 5875-4<br>(4175-4) | 5874-3<br>(4174-3) | 7      | 25     |
| 5872-7<br>(4172-7) | 5873-7<br>(4173-7) | 5871-7<br>(4171-7) | 14     | 19     |
| 5870-7<br>(4170-7) | 5875-7<br>(4175-7) | 5874-7<br>(4174-7) | 14     | 25     |

## Options

| SKU    | Key Series | Combinations | Body Length | Head Width | Head Height | Head Depth | Max Panel Thickness | Movement | Fixing     |
|--------|------------|--------------|-------------|------------|-------------|------------|---------------------|----------|------------|
| 4170-3 | 18 M       | 200          | 25          | 16.3       | 16.3        | 25         |                     | 3        | Vertical   |
| 4170-7 | 18 M       | 200          | 25          | 16.3       | 16.3        | 25         |                     | 7        | Vertical   |
| 4171-3 | 18 M       | 200          | 19          | 16.3       | 16.3        | 19         |                     | 3        | Right Hand |
| 4171-7 | 18 M       | 200          | 19          | 16.3       | 16.3        | 19         |                     | 7        | Right Hand |
| 4172-3 | 18 M       | 200          | 19          | 16.3       | 16.3        | 19         |                     | 3        | Vertical   |
| 4172-7 | 18 M       | 200          | 19          | 16.3       | 16.3        | 19         |                     | 7        | Vertical   |
| 4173-4 | 18 M       | 200          | 19          | 16.3       | 16.3        | 19         |                     | 4        | Left Hand  |
| 4173-7 | 18 M       | 200          | 19          | 16.3       | 16.3        | 19         |                     | 7        | Left Hand  |
| 4174-3 | 18 M       | 200          | 25          | 16.3       | 16.3        | 25         |                     | 3        | Right Hand |
| 4174-7 | 18 M       | 200          | 25          | 16.3       | 16.3        | 25         |                     | 7        | Right Hand |
| 4175-4 | 18 M       | 200          | 25          | 16.3       | 16.3        | 25         |                     | 4        | Left Hand  |
| 4175-7 | 18 M       | 200          | 25          | 16.3       | 16.3        | 25         |                     | 7        | Left Hand  |
| 5870-3 | 18 M       | 200          | 25          | 16.3       | 16.3        | 25         |                     | 3        | Vertical   |
| 5870-7 | 18 M       | 200          | 25          | 16.3       | 16.3        | 25         |                     | 7        | Vertical   |
| 5871-3 | 18 M       | 200          | 19          | 16.3       | 16.3        | 19         |                     | 3        | Right Hand |
| 5871-7 | 18 M       | 200          | 19          | 16.3       | 16.3        | 19         |                     | 7        | Right Hand |
| 5872-3 | 18 M       | 200          | 19          | 16.3       | 16.3        | 19         |                     | 3        | Vertical   |
| 5872-7 | 18 M       | 200          | 19          | 16.3       | 16.3        | 19         |                     | 7        | Vertical   |
| 5873-4 | 18 M       | 200          | 19          | 16.3       | 16.3        | 19         |                     | 4        | Left Hand  |
| 5873-7 | 18 M       | 200          | 19          | 16.3       | 16.3        | 19         |                     | 7        | Left Hand  |
| 5874-3 | 18 M       | 200          | 25          | 16.3       | 16.3        | 25         |                     | 3        | Right Hand |
| 5874-7 | 18 M       | 200          | 25          | 16.3       | 16.3        | 25         |                     | 7        | Right Hand |
| 5875-4 | 18 M       | 200          | 25          | 16.3       | 16.3        | 25         |                     | 4        | Left Hand  |
| 5875-7 | 18 M       | 200          | 25          | 16.3       | 16.3        | 25         |                     | 7        | Left Hand  |

Technical Drawing



## 22mm Rim Lock 5880

## Product Description



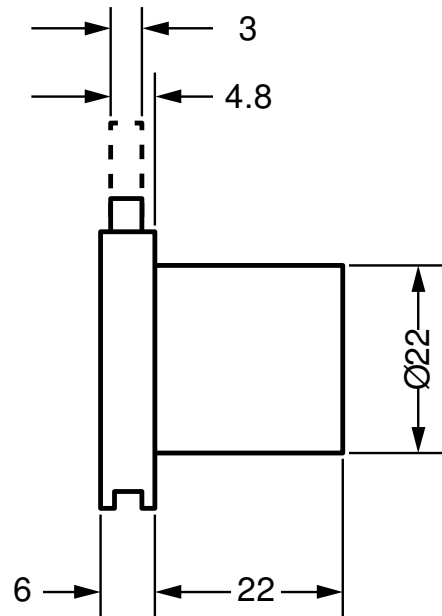
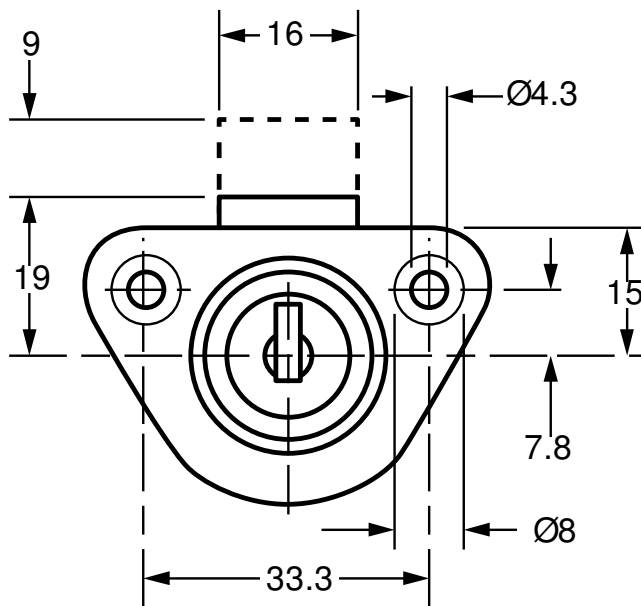
A 22mm Rim Lock 5880 available in Black PPC or Nickel Plate. This lock is also available with a locking bar making it ideal for use on cupboards and cabinets.

- **Standard movements:** 3
- **Lock Combinations:** 200 (1,000 on request)
- **Standard finish:** Black P.P.C, nickel plate
- **M Keyed system** supplied to order only
- **Rosette 7002401:** Available on request
- **Locking bar available:** see [Accessories](#)

## Options

| SKU  | Key Series | Combinations | Body Length | Head Width | Head Height | Head Depth | Max Panel Thickness | Movement |
|------|------------|--------------|-------------|------------|-------------|------------|---------------------|----------|
| 5880 | 18 M       | 200          | 4.8         | 22         | 22          | 22         |                     | 3        |

## Technical Drawing



**19-25mm Rim Lock 5864**
**Product Description**

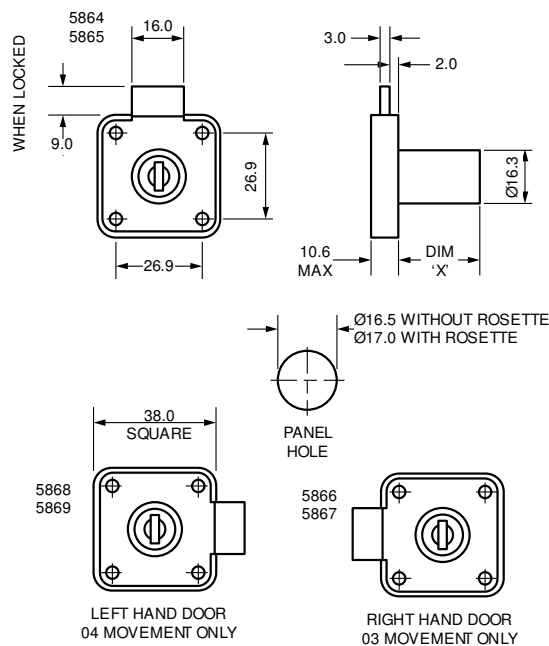
A 19-25mm Rim Lock 5864 available in a number of finishes. This lock has a fixed barrel and is ideal for use on items such as cupboards and cabinets.

- **Standard movements:** 3, 4
- **Lock Combinations:** 200 (1,000 on request)
- **Standard finish:** Bright chrome, bright nickel, black chrome
- **Fixing hole shape:** Round
- **M Keyed system** supplied to order only
- **Rosette 7008003:** Available on request

| Vertical | RH   | LH   | Dim 'X' |
|----------|------|------|---------|
| 5864     | 5866 | 5868 | 25mm    |
| 5865     | 5867 | 5869 | 19mm    |

**Options**

| SKU  | Key Series | Combinations | Body Length | Head Width | Head Height | Head Depth | Max Panel Thickness | Fixing     |
|------|------------|--------------|-------------|------------|-------------|------------|---------------------|------------|
| 5864 | 18 M       | 200          | 25          | 16.3       | 16.3        | 25         |                     | Vertical   |
| 5865 | 18 M       | 200          | 19          | 16.3       | 16.3        | 19         |                     | Vertical   |
| 5866 | 18 M       | 200          | 25          | 16.3       | 16.3        | 25         |                     | Right Hand |
| 5867 | 18 M       | 200          | 19          | 16.3       | 16.3        | 19         |                     | Right Hand |
| 5868 | 18 M       | 200          | 25          | 16.3       | 16.3        | 25         |                     | Left Hand  |
| 5869 | 18 M       | 200          | 19          | 16.3       | 16.3        | 19         |                     | Left Hand  |

**Technical Drawing**


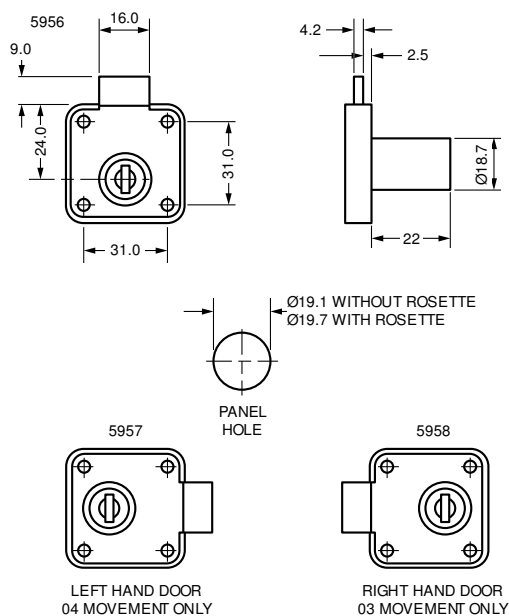
**22mm Rim Lock 5956**
**Product Description**


A 22mm Rim Lock 5956 in Bright Nickel. This lock is ideal for use on items such as cupboards and cabinets.

- **Standard movements:** 3 (5956 & 5958), 4 (5957)
- **Lock Combinations:** 200 (1,000 on request)
- **Standard finish:** Bright nickel
- **Fixing hole shape:** Round
- **M Keyed system** supplied to order only
- **Rosette 7011401:** Available on request

**Options**

| SKU  | Key Series | Combinations | Body Length | Head Width | Head Height | Head Depth | Max Panel Thickness | Movement | Fixing     | Finish        |
|------|------------|--------------|-------------|------------|-------------|------------|---------------------|----------|------------|---------------|
| 5956 | 18 M       | 200          | 22          | 18.7       | 18.7        | 22         |                     | 3        | Vertical   | Bright Nickel |
| 5957 | 18 M       | 200          | 22          | 18.7       | 18.7        | 22         |                     | 4        | Left Hand  | Bright Nickel |
| 5958 | 18 M       | 200          | 22          | 18.7       | 18.7        | 22         |                     | 3        | Right Hand | Bright Nickel |

**Technical Drawing**




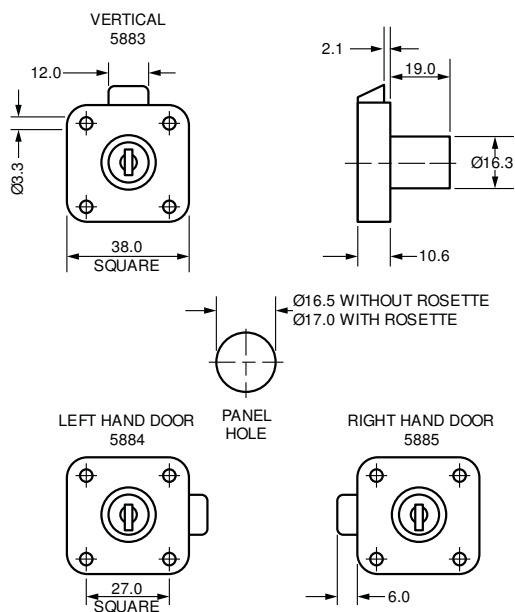
**19mm Slam Action Rim Lock 5883**
**Product Description**


A 19mm Slam Action Rim Lock 5883 in Bright or Black Chrome. This lock will automatically lock when closed (or slammed) making it ideal for cupboards and cabinets.

- **Standard movements:** 0
- **Lock Combinations:** 200 (1,000 on request)
- **Standard finish:** Bright chrome, black chrome
- **Fixing hole shape:** Round
- **M Keyed system** supplied to order only
- **Rosette 7008003:** Available on request

**Options**

| SKU  | Key Series | Combinations | Body Length | Head Width | Head Height | Head Depth | Max Panel Thickness | Fixing     |
|------|------------|--------------|-------------|------------|-------------|------------|---------------------|------------|
| 5883 | 18 M       | 200          | 10.6        | 16.3       | 16.3        | 19         |                     | Vertical   |
| 5884 | 18 M       | 200          | 10.6        | 16.3       | 16.3        | 19         |                     | Left Hand  |
| 5885 | 18 M       | 200          | 10.6        | 16.3       | 16.3        | 19         |                     | Right Hand |

**Technical Drawing**


## 19-25mm Espagnolet Lock 5809



## Product Description

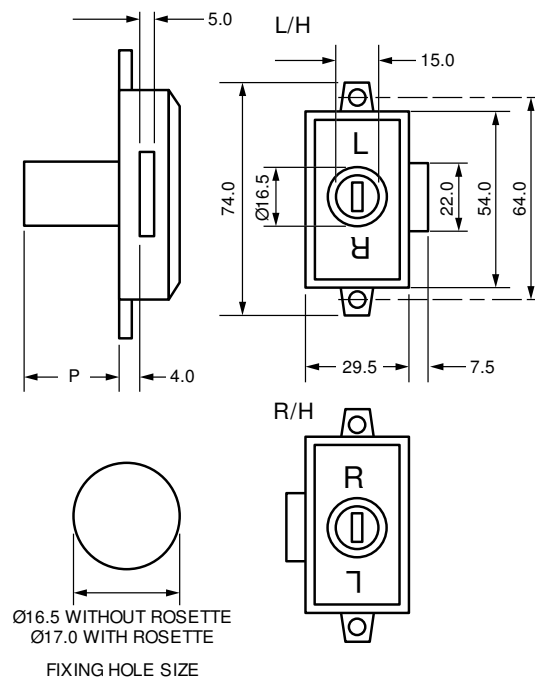
A 19-25mm Espagnolet Lock 5809 available in Nickel or Black. This lock is ideal for applications such as **Wooden Office Furniture**.

- **Standard movements:** 3 (RH), 4 (LH)
- **Lock Combinations:** 200 (1,000 on request)
- **Standard finish:** Nickel, black
- **Fixing hole shape:** Round
- **M Keyed system** supplied to order only
- **Rosette 7008003:** Available on request
- Product can be supplied with dowels and screws
- **For Accessories:** see [Technical Information](#)

## Options

| SKU  | Key Series | Combinations | Body Length | Head Width | Head Height | Head Depth | Max Panel Thickness | Handed | Movement |
|------|------------|--------------|-------------|------------|-------------|------------|---------------------|--------|----------|
| 5809 | 18 M       | 200          | 0           | 16.5       | 16.5        | 25         |                     | Right  | 3        |
| 5810 | 18 M       | 200          | 0           | 16.5       | 16.5        | 25         |                     | Left   | 4        |
| 5838 | 18 M       | 200          | 0           | 16.5       | 16.5        | 19         |                     | Right  | 3        |
| 5839 | 18 M       | 200          | 0           | 16.5       | 16.5        | 19         |                     | Left   | 4        |

## Technical Drawing



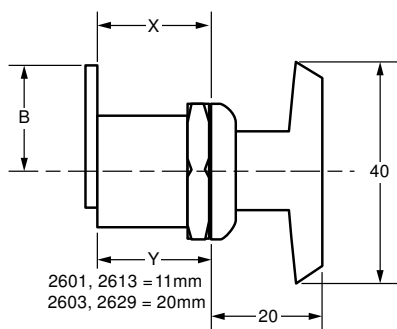
**11-20mm Mini T Handle 2603**
**Product Description**


A 11-20mm Mini T Handle available in Black PPC or Bright Chrome. This handle is ideal for numerous applications including access panels, doors and cupboards.

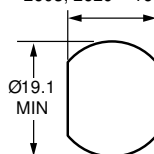
- **Standard movements:** 1, 2, 3, 4, 5, 6
- **Lock Combinations:** 100
- **Standard finish:** Black PPC, bright chrome
- **Fixing hole shape:** Double D
- For accessories and standard movement please see [Technical Section](#)

**Options**

| SKU  | Key Series | Combinations | Body Length | Head Width | Head Height | Head Depth | Max Panel Thickness | Handle                  | Lock Type   |
|------|------------|--------------|-------------|------------|-------------|------------|---------------------|-------------------------|-------------|
| 2601 | 800        | 100          | 11          | 0          | 40          | 20         |                     | Single Cam              | Locking     |
| 2603 | D/E        |              | 20          | 0          | 40          | 20         |                     | Single Cam              | Locking     |
| 2613 | 800        | 100          | 11          | 0          | 40          | 20         |                     | Plain Spindle + 2/3 Cam | Locking     |
| 2629 |            |              | 20          | 0          | 40          | 20         |                     | -                       | Non-Locking |


**Technical Drawing**


2601, 2613 = 16,0 MIN  
 2603, 2629 = 16,6 MIN



FIXING HOLE SIZE

12mm T Handle 1638



Product Description

A 12mm T Handle 1638 available in Epoxy, Bright Chrome, Electrophoretic. This handle has the option of a caulking cam which makes it ideal for windows, doors and shutters.

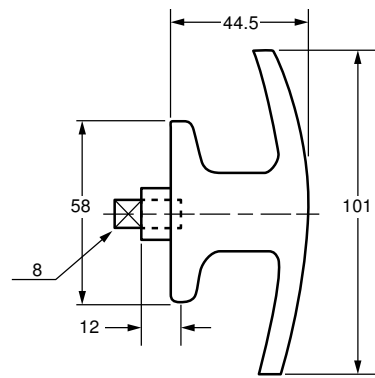
- **Lock Combinations:** 200-2,000
- **Standard finish:** Epoxy, bright chrome, electrophoretic
- **Fixing hole shape:** Round with screw fixing (see technical drawing)
- **M Keyed system** supplied to order only
- For accessories and standard movement please see [Technical Section](#)

| Type                     | Standard Assembly | Caulking Cam |
|--------------------------|-------------------|--------------|
| <u>Standard Version</u>  |                   |              |
| Non-Locking              | 1625 (1639)       | 1628         |
| Fixed                    | 1626 (1640)       |              |
| <u>Shuttered Version</u> |                   |              |
|                          | 1617 (1638)       | 1627         |
| Locking                  | 1717 (1738)       |              |
|                          | 1877 (1878)       | 1879         |

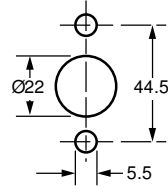
NB: Ref No's in ( ) refer to locks with visible fixing

| Options |            |              |             |            |             |            |                     |           |             |
|---------|------------|--------------|-------------|------------|-------------|------------|---------------------|-----------|-------------|
| SKU     | Key Series | Combinations | Body Length | Head Width | Head Height | Head Depth | Max Panel Thickness | Version   | Lock Type   |
| 1617    | 92 M       | 200          | 12          | 0          | 101         | 44.5       |                     | Shuttered | Locking     |
| 1625    |            |              | 12          | 0          | 101         | 44.5       |                     | Standard  | Non-Locking |
| 1626    |            |              | 12          | 0          | 101         | 44.5       |                     | Standard  | Fixed       |
| 1627    | 92 M       | 200          | 12          | 0          | 101         | 44.5       |                     | Shuttered | Locking     |
| 1628    |            |              | 12          | 0          | 101         | 44.5       |                     | Standard  | Non-Locking |
| 1638    | 92 M       | 200          | 12          | 0          | 101         | 44.5       |                     | Shuttered | Locking     |
| 1639    |            |              | 12          | 0          | 101         | 44.5       |                     | Standard  | Non-Locking |
| 1640    |            |              | 12          | 0          | 101         | 44.5       |                     | Standard  | Fixed       |
| 1717    | 95/97 M    | 2000         | 12          | 0          | 101         | 44.5       |                     | Shuttered | Locking     |
| 1738    | 95/97 M    | 2000         | 12          | 0          | 101         | 44.5       |                     | Shuttered | Locking     |
| 1877    | 64 D/EM    | 1000         | 12          | 0          | 101         | 44.5       |                     | Shuttered | Locking     |
| 1878    | 64 D/EM    | 1000         | 12          | 0          | 101         | 44.5       |                     | Shuttered | Locking     |
| 1879    | 64 D/EM    | 1000         | 12          | 0          | 101         | 44.5       |                     | Shuttered | Locking     |

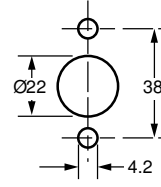
| Technical Drawing   |
|---|
|  |



VISIBLE FIXING



CONCEALED FIXING



FIXING HOLE SIZES



### 36mm Pop-out T Handle C023

### Product Description



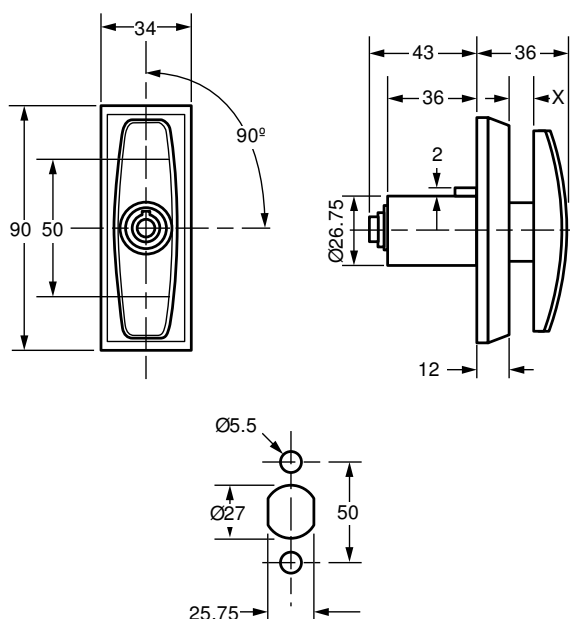
A 36mm Pop-out T Handle 1604 in Nickel. This handle is ideal for numerous applications including **Lockers** and **Metal Office Furniture**.

- **Standard movements:** 1, 3
- **Lock Combinations:** 200 – 2,000
- **Standard finish:** Nickel
- **Fixing hole shape:** Double D with screws (see technical drawing)
- **M** Keyed system supplied to order only
- **X = Pop-out movement:** C023 & C485- 8mm; C541 - 15mm

### Options

| SKU  | Key Series | Combinations | Body Length | Head Width | Head Height | Head Depth | Max Panel Thickness | Finish |
|------|------------|--------------|-------------|------------|-------------|------------|---------------------|--------|
| C023 | 89         | 200          | 36          | 34         | 90          | 36         |                     | Nickel |
| C485 | 25-27 M    | 2,000        | 36          | 34         | 90          | 36         |                     | Nickel |
| C541 | UGL M      | 1,500        | 36          | 34         | 90          | 36         |                     | Nickel |

### Technical Drawing



FIXING HOLE SIZES

## 9mm Concave T Handle 1674

## Product Description

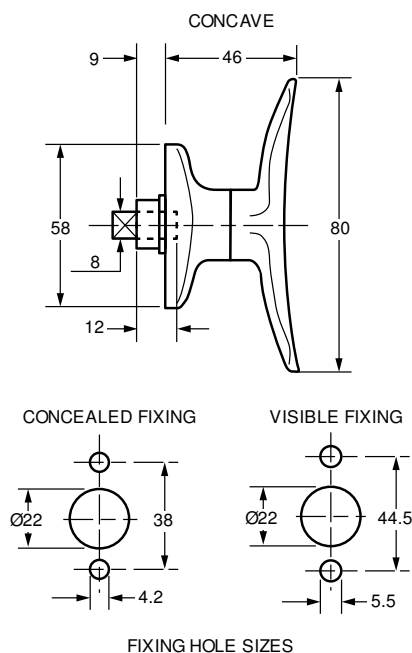
A 9mm Concave T Handle 1674 in Epoxy, Bright Chrome, Electrophoretic. This handle is ideal for various applications including garage doors, shutters and lockers.

- **Lock Combinations:** 200
- **Standard finish:** Epoxy, bright chrome, electrophoretic
- **Fixing hole shape:** Round with screw fixing (see technical drawing)
- **M Keyed system** supplied to order only
- **1677 & 1678:** locks with visible fixings
- For accessories and standard movement please see [Technical Section](#)


## Options

| SKU  | Key Series | Combinations | Body Length | Head Width | Head Height | Head Depth | Max Panel Thickness | Version  | Lock Type   |
|------|------------|--------------|-------------|------------|-------------|------------|---------------------|----------|-------------|
| 1674 | 92 M       | 200          | 9           | 0          | 80          | 46         |                     | Standard | Locking     |
| 1676 | 92 M       |              | 9           | 0          | 80          | 46         |                     | Standard | Non-Locking |
| 1677 | 92 M       | 200          | 9           | 0          | 80          | 46         |                     | Standard | Locking     |
| 1678 | 92 M       |              | 9           | 0          | 80          | 46         |                     | Standard | Non-Locking |

## Technical Drawing

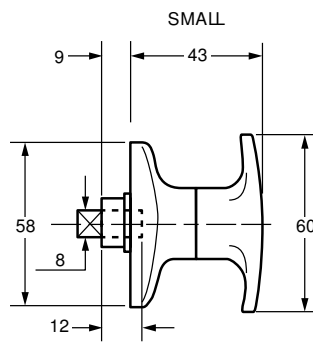




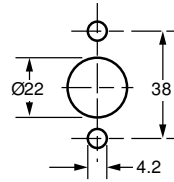
| 9mm T Handle 1601   | Product Description   |              |                   |              |                         |  |  |  |             |      |         |             |      |  |             |  |             |             |      |       |             |  |                          |  |  |         |             |
|---|---|--------------|-------------------|--------------|-------------------------|--|--|--|-------------|------|---------|-------------|------|--|-------------|--|-------------|-------------|------|-------|-------------|--|--------------------------|--|--|---------|-------------|
|  | <p>A 9mm T Handle 1601 available in Epoxy, Bright Chrome Electrophoretic. This handle has the option of a caulking cam and is ideal for garage doors, shutters and <b>Metal Office Furniture</b>.</p> <ul style="list-style-type: none"><li>● <b>Lock Combinations:</b> 200-2,000</li><li>● <b>Standard finish:</b> Epoxy, bright chrome, electrophoretic</li><li>● <b>Fixing hole shape:</b> Round with screw fixing (see technical drawing)</li><li>● <b>M Keyed system</b> supplied to order only</li><li>● For accessories and standard movement please see <a href="#">Technical Section</a></li></ul> |              |                   |              |                         |  |  |  |             |      |         |             |      |  |             |  |             |             |      |       |             |  |                          |  |  |         |             |
|   | <table><tr><th>Type</th><th>Standard Assembly</th><th>Caulking Cam</th></tr><tr><td colspan="3"><u>Standard Version</u></td></tr><tr><td></td><td>1601 (1629)</td><td>1618</td></tr><tr><td>Locking</td><td>1801 (1829)</td><td>1818</td></tr><tr><td></td><td>1701 (1729)</td><td></td></tr><tr><td>Non-Locking</td><td>1609 (1630)</td><td>1619</td></tr><tr><td>Fixed</td><td>1611 (1631)</td><td></td></tr><tr><td colspan="3"><u>Shuttered Version</u></td></tr><tr><td>Locking</td><td>1871 (1872)</td><td>1873</td></tr></table> <p>NB: Ref No's in ( ) refer to locks with visible fixing</p>       | Type         | Standard Assembly | Caulking Cam | <u>Standard Version</u> |  |  |  | 1601 (1629) | 1618 | Locking | 1801 (1829) | 1818 |  | 1701 (1729) |  | Non-Locking | 1609 (1630) | 1619 | Fixed | 1611 (1631) |  | <u>Shuttered Version</u> |  |  | Locking | 1871 (1872) |
| Type  | Standard Assembly   | Caulking Cam |                   |              |                         |  |  |  |             |      |         |             |      |  |             |  |             |             |      |       |             |  |                          |  |  |         |             |
| <u>Standard Version</u>   |   |              |                   |              |                         |  |  |  |             |      |         |             |      |  |             |  |             |             |      |       |             |  |                          |  |  |         |             |
|   | 1601 (1629)   | 1618         |                   |              |                         |  |  |  |             |      |         |             |      |  |             |  |             |             |      |       |             |  |                          |  |  |         |             |
| Locking   | 1801 (1829)   | 1818         |                   |              |                         |  |  |  |             |      |         |             |      |  |             |  |             |             |      |       |             |  |                          |  |  |         |             |
|   | 1701 (1729)   |              |                   |              |                         |  |  |  |             |      |         |             |      |  |             |  |             |             |      |       |             |  |                          |  |  |         |             |
| Non-Locking   | 1609 (1630)   | 1619         |                   |              |                         |  |  |  |             |      |         |             |      |  |             |  |             |             |      |       |             |  |                          |  |  |         |             |
| Fixed   | 1611 (1631)   |              |                   |              |                         |  |  |  |             |      |         |             |      |  |             |  |             |             |      |       |             |  |                          |  |  |         |             |
| <u>Shuttered Version</u>  |   |              |                   |              |                         |  |  |  |             |      |         |             |      |  |             |  |             |             |      |       |             |  |                          |  |  |         |             |
| Locking   | 1871 (1872)   | 1873         |                   |              |                         |  |  |  |             |      |         |             |      |  |             |  |             |             |      |       |             |  |                          |  |  |         |             |

| Options |            |              |             |            |             |            |                     |           |             |
|---------|------------|--------------|-------------|------------|-------------|------------|---------------------|-----------|-------------|
| SKU     | Key Series | Combinations | Body Length | Head Width | Head Height | Head Depth | Max Panel Thickness | Version   | Lock Type   |
| 1601    | 92 M       | 200          | 9           | 0          | 60          | 43         |                     | Standard  | Locking     |
| 1609    |            |              | 9           | 0          | 60          | 43         |                     | Standard  | Non-Locking |
| 1611    |            |              | 9           | 0          | 60          | 43         |                     | Standard  | Fixed       |
| 1618    | 92 M       | 200          | 9           | 0          | 60          | 43         |                     | Standard  | Locking     |
| 1619    |            |              | 9           | 0          | 60          | 43         |                     | Standard  | Non-Locking |
| 1629    | 92 M       | 200          | 9           | 0          | 60          | 43         |                     | Standard  | Locking     |
| 1630    |            |              | 9           | 0          | 60          | 43         |                     | Standard  | Non-Locking |
| 1631    |            |              | 9           | 0          | 60          | 43         |                     | Standard  | Non-Locking |
| 1701    | 95-97 M    | 2,000        | 9           | 0          | 60          | 43         |                     | Standard  | Locking     |
| 1729    | 95-97 M    | 2,000        | 9           | 0          | 60          | 43         |                     | Standard  | Locking     |
| 1801    | 64 D/EM    | 1,000        | 9           | 0          | 60          | 43         |                     | Standard  | Locking     |
| 1818    | 64 D/EM    | 1,000        | 9           | 0          | 60          | 43         |                     | Standard  | Locking     |
| 1829    | 64 D/EM    | 1,000        | 9           | 0          | 60          | 43         |                     | Standard  | Locking     |
| 1871    | 64 D/EM    | 1,000        | 9           | 0          | 60          | 43         |                     | Shuttered | Locking     |
| 1872    | 64 D/EM    | 1,000        | 9           | 0          | 60          | 43         |                     | Shuttered | Locking     |
| 1873    | 64 D/EM    | 1,000        | 9           | 0          | 60          | 43         |                     | Shuttered | Locking     |

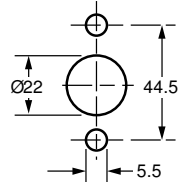
| Technical Drawing |
|-------------------|
|                   |



CONCEALED FIXING



VISIBLE FIXING



FIXING HOLE SIZES

## 17.5mm Garage Door Handle 1616

## Product Description



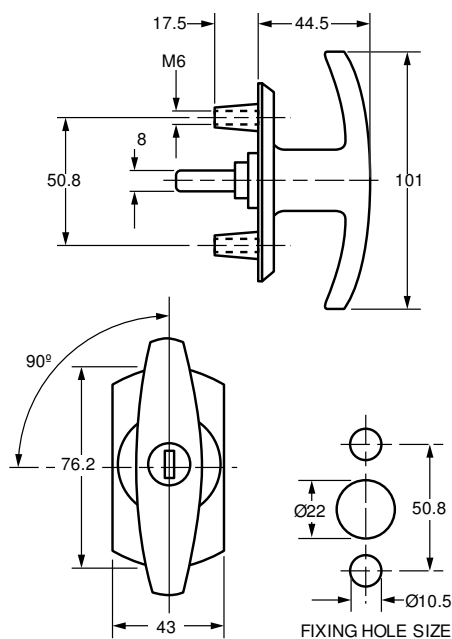
A 17.5mm Garage Door Handle in Silver and Matt Black. This handle is ideal for use on garage doors.

- **Standard key movements:** 4
- **Standard movements:** 1
- **Lock Combinations:** 200-2,000
- **Standard finish:** Silver, matt black
- **Fixing hole shape:** Round with screw fixing (see technical drawing)
- **M Keyed system** supplied to order only
- **Spindle:** 1613 with diamond spindle, rest with square spindle

## Options

| SKU  | Key Series | Combinations | Body Length | Head Width | Head Height | Head Depth | Max Panel Thickness | Spindle Shape |
|------|------------|--------------|-------------|------------|-------------|------------|---------------------|---------------|
| 1613 | 92 M       | 200          | 17.5        | 43         | 101         | 44.5       |                     | Diamond       |
| 1616 | 92 M       | 200          | 17.5        | 43         | 101         | 44.5       |                     | Square        |
| 1716 | 95-97 M    | 2,000        | 17.5        | 43         | 101         | 44.5       |                     | Square        |
| 1816 | 64 M       | 1,000        | 17.5        | 43         | 101         | 44.5       |                     | Square        |

## Technical Drawing



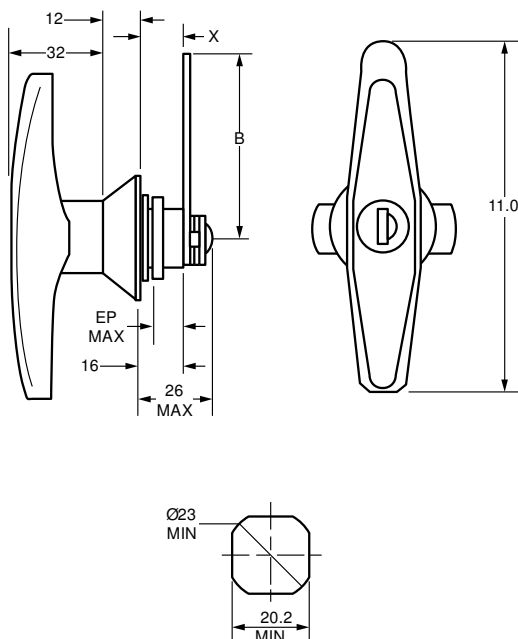
**16mm T Handle 1634**
**Product Description**


A 16mm T Handle 1634 in Black Plastic RAL 9011 (other colours available on request). With a screw cam fixing, plastic handle and plastic rosette with Mazak insert, this handle can also be supplied **IP65 rated** on request. This makes it ideal for applications such as Enclosures and Lockers.

- **Standard movements:** 1, 2
- **Lock Combinations:** 500
- **Standard finish:** Black plastic RAL 9011
- **Panel thickness:** 8mm
- **Fixing hole shape:** Squared
- **M Keyed system** supplied to order only
- IP65 rated on request
- Self-tapping cam screw supplied loose
- Comprehensive range of Cams and Accessories available: See [Technical Information](#)

**Options**

| SKU  | Key Series | Combinations | Body Length | Head Width | Head Height | Head Depth | Max Panel Thickness | Finish        | Version   | Lock Type |
|------|------------|--------------|-------------|------------|-------------|------------|---------------------|---------------|-----------|-----------|
| 1634 | 9000 M     | 500          | 16          | 0          | 110         | 48         | 8.0                 | Black Plastic | Shuttered | Locking   |
| 1635 |            |              | 16          | 0          | 110         | 48         | 8.0                 | Black Plastic | Standard  | Unlocking |
| 1636 |            |              | 16          | 0          | 110         | 48         | 8.0                 | Black Plastic | Standard  | Fixed     |

**Technical Drawing**


## 9mm T Handle F488

## Product Description

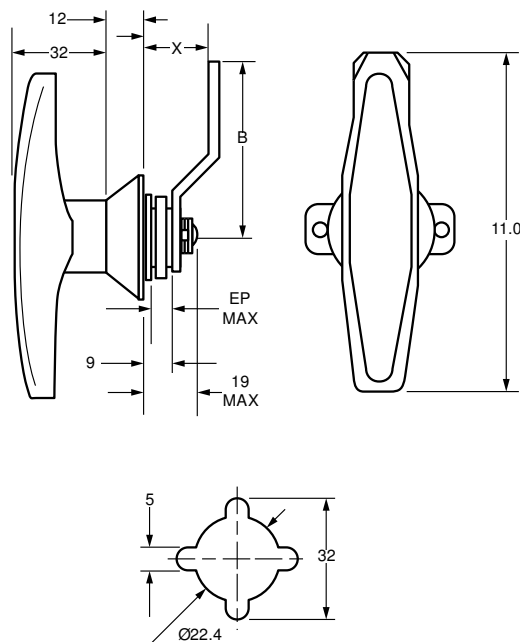
A 9mm T Handle F488 in Black Plastic RAL 9011 (other colours available on request). With a screw cam fixing, plastic handle and plastic rosette with Mazak insert, this handle can also be supplied IP65 rated on request. This makes it ideal for applications such as **Enclosures** and **Lockers**.

- **Standard movements:** 1, 2
- **Lock Combinations:** 500
- **Standard finish:** Black plastic RAL 9011
- **Panel thickness:** 3mm
- **Fixing hole shape:** Special round (see technical drawing)
- **M Keyed system** supplied to order only
- **IP65 rated** on request
- **Dimension 'B' & 'X' Specifications:** See [Cams](#)

## Options

| SKU  | Key Series | Combinations | Body Length | Head Width | Head Height | Head Depth | Max Panel Thickness | Finish        | Lock Type   |
|------|------------|--------------|-------------|------------|-------------|------------|---------------------|---------------|-------------|
| F488 |            |              | 9           | 0          | 110         | 48         | 3.0                 | Black Plastic | Fixed       |
| F489 |            |              | 9           | 0          | 110         | 48         | 3.0                 | Black Plastic | Non-Locking |
| F490 | 9000 M     | 500          | 9           | 0          | 110         | 48         | 3.0                 | Black Plastic | Locking     |
| F491 | 9000 M     | 500          | 9           | 0          | 110         | 48         | 3.0                 | Black Plastic | Locking     |

## Technical Drawing



**9mm T-Handle F751**
**Product Description**

A 9mm Chrome T-Handle F751 available with a shuttered barrel that can be IP or non IP rated dependant on the intended use. This handle is suitable for use with different fixing holes and a wide range of cams. This makes it ideal for use with Metal Furniture, Garage Doors and Electrical Cabinets.

**F751 – 9000**

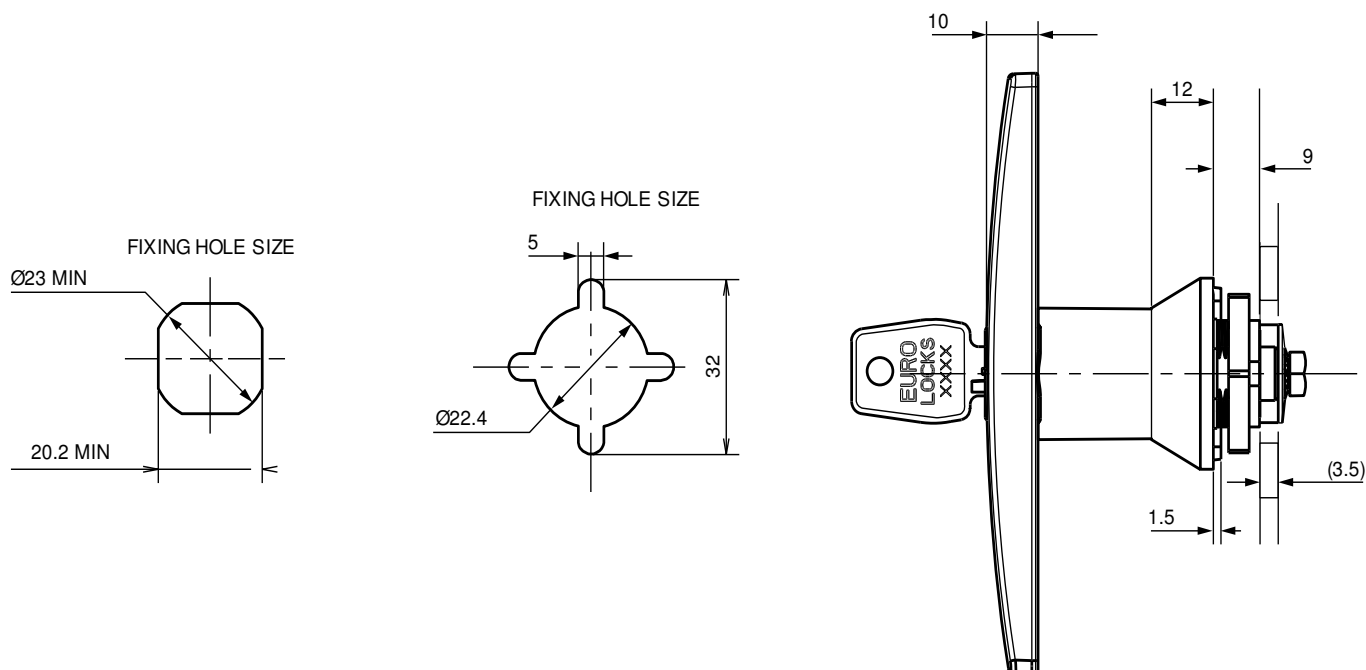
- **Lock Combinations:** 500
- **Standard finish:** Chrome
- **Shuttered barrel:** non-waterproof
- **Fixing hole shape:** see technical drawing
- **M Keyed system** supplied to order only

**F751 – ACEY**


- **Lock Combinations:** varies depending on key series. Contact sales department.
- **Standard finish:** Chrome
- **Shuttered barrel:** IP65 rated (o'ring fitted and flat gasket loose)
- **Fixing hole shape:** see technical drawing
- **M Keyed system** supplied to order only

**Options**

| SKU       | Key Series | Combinations       | Body Length | Head Width | Head Height | Head Depth | Max Panel Thickness | Finish |
|-----------|------------|--------------------|-------------|------------|-------------|------------|---------------------|--------|
| F751 9000 | 9000 M     | 500                | 9           | 0          | 0           | 0          | 3                   | Chrome |
| F751 ACEY | ACEY       | Contact Sales Dept | 9           | 0          | 0           | 0          | 3                   | Chrome |

**Technical Drawing**


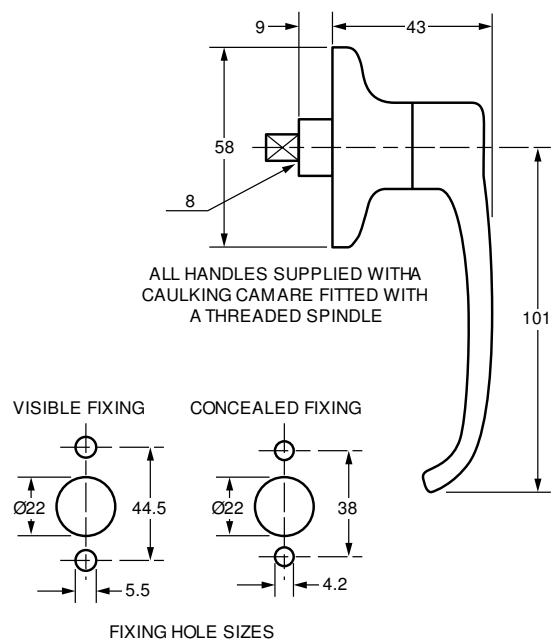
| 13mm T Handle C839  |            | Product Description   |             |            |             |            |                     |               |          |           |
|---|------------|---|-------------|------------|-------------|------------|---------------------|---------------|----------|-----------|
|  |            | <p>A 13mm T Handle C839 in Black Plastic RAL 9011. This handle can be supplied with a dust cover (on request), making it ideal for applications such as <b>Enclosures</b> and <b>Lockers</b>.</p> <ul style="list-style-type: none"><li>● <b>Standard movements:</b> 1</li><li>● <b>Lock Combinations:</b> 200</li><li>● <b>Standard finish:</b> Black plastic RAL 9011</li><li>● <b>Panel thickness:</b> 8mm</li><li>● <b>Fixing hole shape:</b> Squared</li><li>● <b>Dimension 'B' &amp; 'X' Specifications:</b> See <a href="#">Cams</a></li></ul> |             |            |             |            |                     |               |          |           |
| Options   |            |   |             |            |             |            |                     |               |          |           |
| SKU   | Key Series | Combinations  | Body Length | Head Width | Head Height | Head Depth | Max Panel Thickness | Finish        | Movement | Lock Type |
| C839  | 89         | 200   | 13          | 0          | 78          | 45         | 8.0                 | Black Plastic | 1        | Fixed     |

| 9mm L Handle 1602   | Product Description  |              |                   |              |                         |  |  |         |             |      |             |      |             |  |             |             |      |       |             |  |                          |  |  |         |             |
|---|--|--------------|-------------------|--------------|-------------------------|--|--|---------|-------------|------|-------------|------|-------------|--|-------------|-------------|------|-------|-------------|--|--------------------------|--|--|---------|-------------|
|  | <p>A 9mm L Handle 1602 available in Bright Chrome. This handle has the option of a caulking cam which is fitted with a threaded spindle and is ideal for <b>windows</b>.</p> <ul style="list-style-type: none"><li>● <b>Lock Combinations:</b> 200-2,000</li><li>● <b>Standard finish:</b> Epoxy, bright chrome</li><li>● <b>Fixing hole shape:</b> Round with screw fixing (see technical drawing)</li><li>● <b>M</b> Keyed system supplied to order only</li><li>● For accessories and standard movement please see <a href="#">Technical Information</a></li></ul>  |              |                   |              |                         |  |  |         |             |      |             |      |             |  |             |             |      |       |             |  |                          |  |  |         |             |
|   | <table><thead><tr><th>Type</th><th>Standard Assembly</th><th>Caulking Cam</th></tr></thead><tbody><tr><td colspan="3"><u>Standard Version</u></td></tr><tr><td rowspan="3">Locking</td><td>1602 (1644)</td><td>1620</td></tr><tr><td>1802 (1844)</td><td>1820</td></tr><tr><td>1702 (1744)</td><td></td></tr><tr><td>Non-Locking</td><td>1608 (1645)</td><td>1621</td></tr><tr><td>Fixed</td><td>1610 (1646)</td><td></td></tr><tr><td colspan="3"><u>Shuttered Version</u></td></tr><tr><td>Locking</td><td>1874 (1875)</td><td>1876</td></tr></tbody></table> <p><b>NB:</b> Ref No's in ( ) refer to locks with visible fixing</p> | Type         | Standard Assembly | Caulking Cam | <u>Standard Version</u> |  |  | Locking | 1602 (1644) | 1620 | 1802 (1844) | 1820 | 1702 (1744) |  | Non-Locking | 1608 (1645) | 1621 | Fixed | 1610 (1646) |  | <u>Shuttered Version</u> |  |  | Locking | 1874 (1875) |
| Type  | Standard Assembly  | Caulking Cam |                   |              |                         |  |  |         |             |      |             |      |             |  |             |             |      |       |             |  |                          |  |  |         |             |
| <u>Standard Version</u>   |  |              |                   |              |                         |  |  |         |             |      |             |      |             |  |             |             |      |       |             |  |                          |  |  |         |             |
| Locking   | 1602 (1644)  | 1620         |                   |              |                         |  |  |         |             |      |             |      |             |  |             |             |      |       |             |  |                          |  |  |         |             |
|   | 1802 (1844)  | 1820         |                   |              |                         |  |  |         |             |      |             |      |             |  |             |             |      |       |             |  |                          |  |  |         |             |
|   | 1702 (1744)  |              |                   |              |                         |  |  |         |             |      |             |      |             |  |             |             |      |       |             |  |                          |  |  |         |             |
| Non-Locking   | 1608 (1645)  | 1621         |                   |              |                         |  |  |         |             |      |             |      |             |  |             |             |      |       |             |  |                          |  |  |         |             |
| Fixed   | 1610 (1646)  |              |                   |              |                         |  |  |         |             |      |             |      |             |  |             |             |      |       |             |  |                          |  |  |         |             |
| <u>Shuttered Version</u>  |  |              |                   |              |                         |  |  |         |             |      |             |      |             |  |             |             |      |       |             |  |                          |  |  |         |             |
| Locking   | 1874 (1875)  | 1876         |                   |              |                         |  |  |         |             |      |             |      |             |  |             |             |      |       |             |  |                          |  |  |         |             |

| Options |            |              |             |            |             |            |                     |           |             |
|---------|------------|--------------|-------------|------------|-------------|------------|---------------------|-----------|-------------|
| SKU     | Key Series | Combinations | Body Length | Head Width | Head Height | Head Depth | Max Panel Thickness | Version   | Lock Type   |
| 1602    | 92 M       | 200          | 9           | 0          | 130         | 43         |                     | Standard  | Locking     |
| 1608    |            |              | 9           | 0          | 130         | 43         |                     | Standard  | Non-Locking |
| 1610    |            |              | 9           | 0          | 130         | 43         |                     | Standard  | Fixed       |
| 1620    | 92 M       | 200          | 9           | 0          | 130         | 43         |                     | Standard  | Locking     |
| 1621    |            |              | 9           | 0          | 130         | 43         |                     | Standard  | Non-Locking |
| 1644    | 92 M       | 200          | 9           | 0          | 130         | 43         |                     | Standard  | Locking     |
| 1645    |            |              | 9           | 0          | 130         | 43         |                     | Standard  | Non-Locking |
| 1646    |            |              | 9           | 0          | 130         | 43         |                     | Standard  | Fixed       |
| 1702    | 95-97 M    | 2,000        | 9           | 0          | 130         | 43         |                     | Standard  | Locking     |
| 1744    | 95-97 M    | 2,000        | 9           | 0          | 130         | 43         |                     | Standard  | Locking     |
| 1802    | 64 D/EM    | 1,000        | 9           | 0          | 130         | 43         |                     | Standard  | Locking     |
| 1820    | 64 D/EM    | 1,000        | 9           | 0          | 130         | 43         |                     | Standard  | Locking     |
| 1844    | 64 D/EM    | 1,000        | 9           | 0          | 130         | 43         |                     | Standard  | Locking     |
| 1874    | 64 D/E     | 1,000        | 9           | 0          | 130         | 43         |                     | Shuttered | Locking     |
| 1875    | 64 D/E     | 1,000        | 9           | 0          | 130         | 43         |                     | Shuttered | Locking     |
| 1876    | 64 D/E     | 1,000        | 9           | 0          | 130         | 43         |                     | Shuttered | Locking     |

| Technical Drawing |
|-------------------|
|                   |





## 9mm L Handle 1692

## Product Description



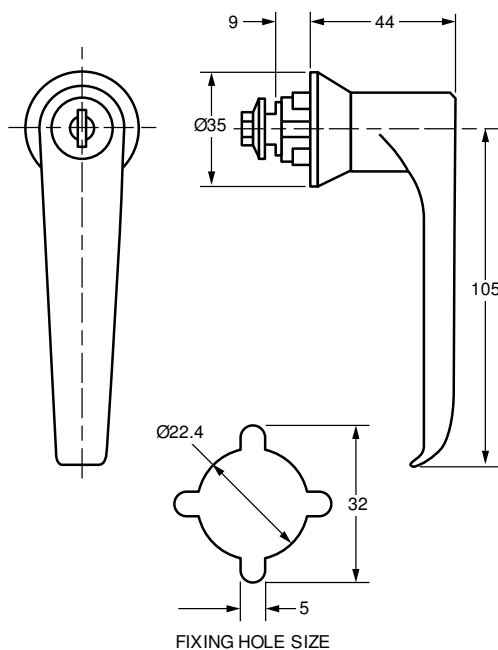
A 9mm L Handle 1692 available in Bright Chrome. This handle is ideal for windows.

- **Standard movements:** 1, 2
- **Lock Combinations:** 500
- **Standard finish:** Bright chrome
- **Fixing hole shape:** Round special (see technical drawing)
- **M Keyed system** supplied to order only

## Options

| SKU  | Key Series | Combinations | Body Length | Head Width | Head Height | Head Depth | Max Panel Thickness | Lock Type   | Finish        |
|------|------------|--------------|-------------|------------|-------------|------------|---------------------|-------------|---------------|
| 1672 |            |              | 9           | 35         | 122.5       | 44         |                     | Fixed       | Bright Chrome |
| 1682 |            |              | 9           | 35         | 122.5       | 44         |                     | Non-Locking | Bright Chrome |
| 1692 | 93 EM      | 500          | 9           | 35         | 122.5       | 44         |                     | Locking     | Bright Chrome |

## Technical Drawing



## 8mm Internal Garage Door L Handle 1632

## Product Description

A 8mm Internal Garage Door L Handle 1632 for use on the inside of garage doors.

- **Standard movements:** 1, 2
- **Lock Combinations:** Push to open
- **Standard finish:** Self colour, steel cam - zinc plate & passivate or zinc plate only
- **Panel thickness:** 22mm
- **Max spindle insertion into handle:** 9.5mm
- **Fixing hole shape:** Round with screw fixing (see technical drawing)

### Instructions for use

If external handle is unlocked:

Turn handle through full movement to unlock mechanism.

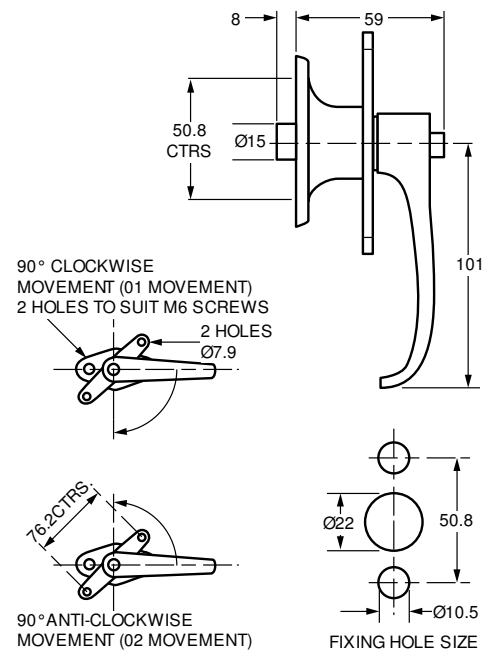
If external handle is locked:

Depress push button to dis-engage spindle from internal handle and turn to unlock mechanism.

## Options

| SKU  | Key Series | Combinations | Body Length | Head Width | Head Height | Head Depth | Max Panel Thickness |
|------|------------|--------------|-------------|------------|-------------|------------|---------------------|
| 1632 |            |              | 8           | 0          | 126.4       | 56         |                     |

## Technical Drawing



## Flush Fitting Handle F725

## Product Description



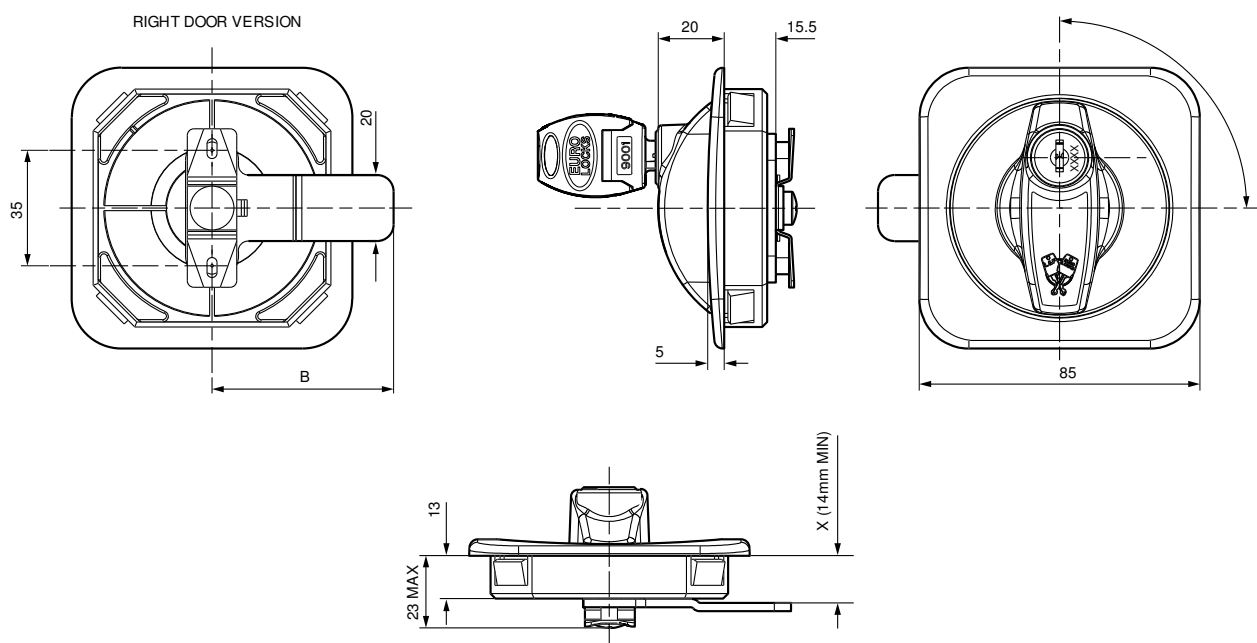
A flush fitting handle F725 available with a Silver (powdercoated) or Nickel Plated handle. Available in right or left hand versions and with a minimal projection, this handle is ideal for various applications including **Metal Office Furniture, Enclosures and Lockers.**

- **Lock combinations:** 500 – 2,000
- **Standard movements:** 01
- **Standard finish:** Rose: Black Plastic, Handle: Silver (powdercoated) or Nickel Plated
- **Panel thickness:** 08mm - 1.2mm
- **Fixing hole shape:** Squared
- **M Keyed system** supplied to order only
- **Cam with Retainer Clip:** F725, F710, F716
- **Cam with Washer Starlock:** F726, F711, F717

## Options

| SKU  | Key Series | Combinations | Body Length | Head Width | Head Height | Head Depth | Max Panel Thickness | Movement | Handed     |
|------|------------|--------------|-------------|------------|-------------|------------|---------------------|----------|------------|
| F710 | 2000 M     | 2000         | 14          | 20         | 20          | 0          | 0.8-1.2             | 1        | Right      |
| F711 | 2000 M     | 2000         | 14          | 20         | 20          | 0          | 0.8-1.2             | 1        | Right      |
| F716 | KM         | 2000         | 14          | 20         | 20          | 0          | 0.8-1.2             | 1        | Right      |
| F717 | KM         | 2000         | 14          | 20         | 20          | 0          | 0.8-1.2             | 1        | Right      |
| F725 | 9000 M     | 500          | 14          | 20         | 20          | 0          | 0.8-1.2             | 1        | (multiple) |
| F726 | 9000 M     | 500          | 14          | 20         | 20          | 0          | 0.8-1.2             | 1        | (multiple) |

## Technical Drawing



## Flush Fitting Handle 1650

## Product Description



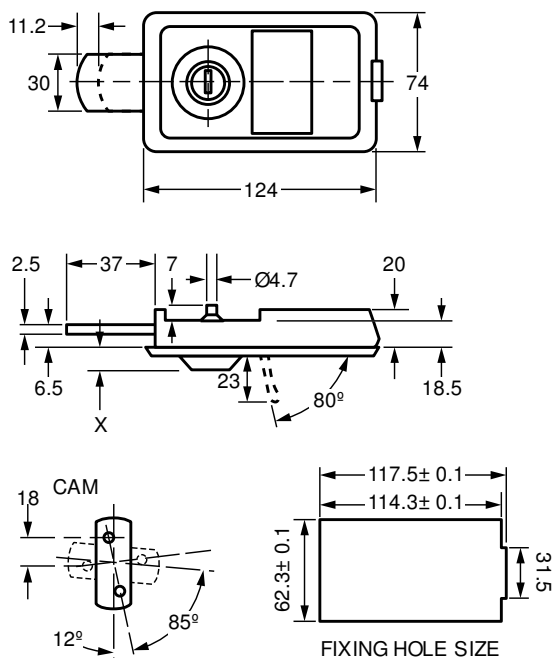
A flush fitting handle 1650 available in brown or black plastic. With minimal projection, this handle projects only 13mm from the face of the door when in the locked position so reducing the risk of snagging and damage to clothing of passers-by and damage to other items whilst in transportation. This makes it ideal for many applications including **Metal Office Furniture, Enclosures and Lockers**.

- **Lock combinations:** 200 – 2,000
- **Standard movements:** 08
- **Standard finish:** Brown or black plastic
- **Panel thickness:** 0.8mm – 1.2mm (maximum of 2mm available on request)
- **Minimal projection:** 13mm from face of door
- **M Keyed system** supplied to order only

## Options

| SKU  | Key Series | Combinations | Body Length | Head Width | Head Height | Head Depth | Max Panel Thickness | Lock Type   | Movement |
|------|------------|--------------|-------------|------------|-------------|------------|---------------------|-------------|----------|
| 1650 | 92 M       | 200          | 0           | 124        | 74          | 13         |                     | Locking     | 8        |
| 1651 | 93 EM      | 500          | 0           | 124        | 74          | 13         |                     | Locking     | 8        |
| 1652 | 92 M       | 200          | 0           | 124        | 74          | 13         |                     | Non-Locking | 8        |
| 1653 | 92 M       | 200          | 0           | 124        | 74          | 13         |                     | Fixed       | 8        |
| 1679 | 25-27 M    | 2,000        | 0           | 124        | 74          | 13         |                     | Locking     | 8        |
| 1681 | 45-47 M    | 2,000        | 0           | 124        | 74          | 22         |                     | Locking     | 8        |

## Technical Drawing



## Flush Fitting Handle 1856

## Product Description



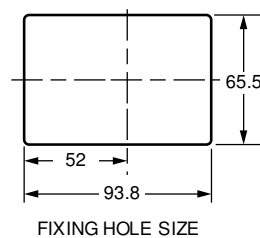
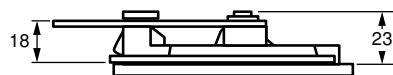
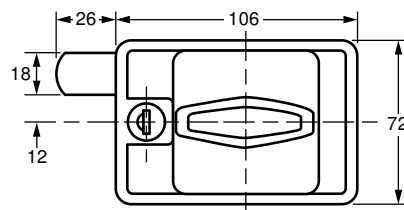
A flush fitting handle 1856 with a minimal projection of only 11mm when in the locked position. This not only reduces the risk of damage to clothing of passers-by but also reduces packaging costs and risk of damage to other items in transportation. This makes it ideal for numerous applications including **Metal Office Furniture, Enclosures and Lockers**.

- **Lock combinations:** 1,000
- **Standard movements:** 01, 02
- **Standard finish:** Rose – Brown, Black or Silver. Handle – Beige, Silver, Black
- **Panel thickness:** 0.8mm – 1.2mm
- **Minimal projection:** 11mm from face of door
- **M** Keyed system supplied to order only

## Options

| SKU  | Key Series | Combinations | Body Length | Head Width | Head Height | Head Depth | Max Panel Thickness | Lock Type |
|------|------------|--------------|-------------|------------|-------------|------------|---------------------|-----------|
| 1856 | 64 M       | 1,000        | 18          | 106        | 72          | 0          |                     | Locking   |

## Technical Drawing



## Flush Fitting Handle F90

## Product Description



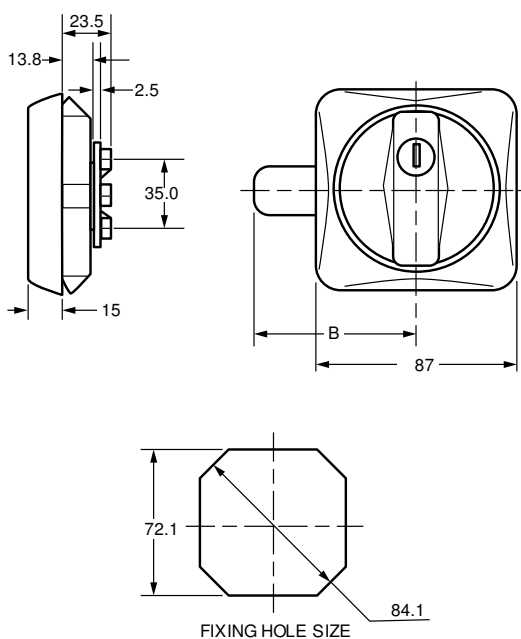
A flush fitting handle F90 with a Satin Chrome handle. Available with a quick fixing feature and with minimal projection this handle is ideal for various applications including **Metal Office Furniture, Enclosures and Lockers**.

- **Lock combinations:** 200 – 2,000
- **Standard movements:** 08
- **Standard finish:** Rose: Black, Handle: Satin Chrome (1791, 1691 & 5835 Bright Chrome only)
- **Panel thickness:** 0.8mm - 1.2mm
- **M** Keyed system supplied to order only

## Options

| SKU  | Key Series | Combinations | Body Length | Head Width | Head Height | Head Depth | Max Panel Thickness | Finish | Movement | Lock Type   |
|------|------------|--------------|-------------|------------|-------------|------------|---------------------|--------|----------|-------------|
| 1691 | 92 M       | 200          | 13.8        | 87         | 87          | 15         | 1.2                 | Black  | 8        | Locking     |
| 1791 | 95-97 M    | 2000         | 13.8        | 87         | 87          | 15         | 1.2                 | Black  | 8        | Locking     |
| 5835 | 18 M       | 200          | 13.8        | 87         | 87          | 15         | 1.2                 | Black  | 8        | Locking     |
| F236 | 92 M       | 200          | 13.8        | 87         | 87          | 15         | 1.2                 | Black  | 8        | Locking     |
| F237 | 95-97 M    | 2000         | 13.8        | 87         | 87          | 15         | 1.2                 | Black  | 8        | Locking     |
| F241 | 9000 D/EM  | 500          | 13.8        | 87         | 87          | 15         | 1.2                 | Black  | 8        | Non-Locking |
| F534 | 25 M       | 2,000        | 13.8        | 87         | 87          | 15         | 1.2                 | Black  | 8        | Locking     |
| F90  | 9000 D/EM  | 500          | 13.8        | 87         | 87          | 15         | 1.2                 | Black  | 8        | Locking     |
| F91  | 9000 D/EM  | 500          | 13.8        | 87         | 87          | 15         | 1.2                 | Black  | 8        | Non-Locking |
| F92  | 9000 D/EM  | 500          | 13.8        | 87         | 87          | 15         | 1.2                 | Black  | 8        | Fixed       |

## Technical Drawing



## Flush Fitting Handle B824

## Product Description



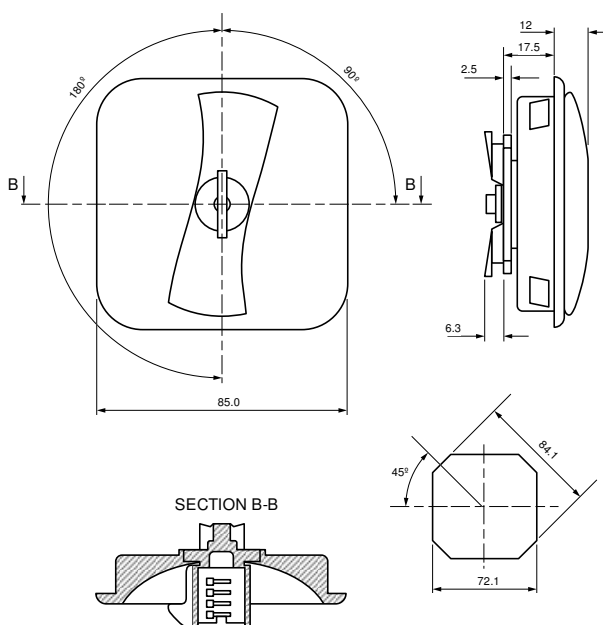
A flush fitting handle B824 in Black plastic. Available with a 2 or 3 point locking mechanism and with minimal projection this handle is ideal for various applications including **Metal Office Furniture, Enclosures and Lockers**.

- **Lock combinations:** 200, 2,000
- **Standard movements:** 08
- **Standard finish:** Rose – Black. Handle – Black
- **Maximum panel thickness:** 1.2mm – 1.5mm (see information below)
- **M** Keyed system supplied to order only

## Options

| SKU  | Key Series | Combinations | Body Length | Head Width | Head Height | Head Depth | Max Panel Thickness | Cam Fixing | Finish | Movement | Lock Type   |
|------|------------|--------------|-------------|------------|-------------|------------|---------------------|------------|--------|----------|-------------|
| 1696 | 92 M       | 200          | 17.7        | 85         | 85          | 12         | 1.2                 | Screw      | Black  | 8        | Locking     |
| 1793 | 95-97 M    | 2,000        | 17.7        | 85         | 85          | 12         | 1.2                 | Screw      | Black  | 8        | Locking     |
| B824 | 25-27 M    | 2,000        | 17.7        | 85         | 85          | 12         | 1.2                 | Riveted    | Black  | 8        | Locking     |
| B866 | 25-27 M    | 2,000        | 17.7        | 85         | 85          | 12         | 1.2                 | Screw      | Black  | 8        | Locking     |
| B875 | 25-27 M    | 2,000        | 17.7        | 85         | 85          | 12         | 1.5                 | Riveted    | Black  | 8        | Locking     |
| B894 | 25-27 M    | 2,000        | 17.7        | 85         | 85          | 12         | 1.2                 | Riveted    | Black  | 8        | Non-Locking |
| B895 | 25-27 M    | 2,000        | 17.7        | 85         | 85          | 12         | 1.2                 | Screw      | Black  | 8        | Non-Locking |
| B896 | 25-27 M    | 2,000        | 17.7        | 85         | 85          | 12         | 1.5                 | Screw      | Black  | 8        | Locking     |
| B897 | 25-27 M    | 2,000        | 17.7        | 85         | 85          | 12         | 1.5                 | Screw      | Black  | 8        | Non-Locking |
| B904 | 25-27 M    | 2,000        | 17.7        | 85         | 85          | 12         | 1.5                 | Riveted    | Black  | 8        | Non-Locking |

## Technical Drawing





## Flush Fitting Handle C085

## Product Description



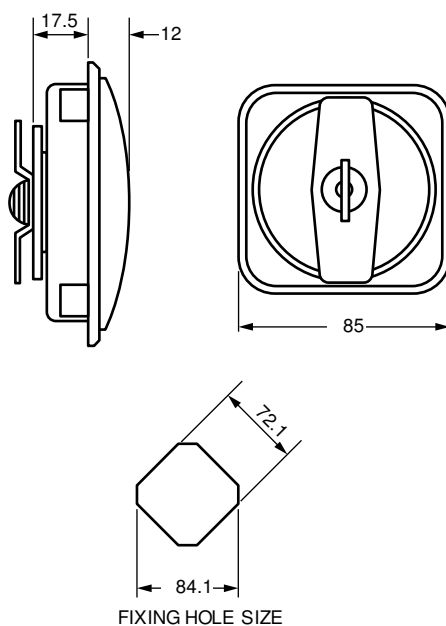
A flush fitting handle C085 in Black plastic. Available with a 2 or 3 point locking mechanism and with minimal projection this handle is ideal for various applications including **Metal Office Furniture, Enclosures and Lockers**.

- **Lock combinations:** 2,000
- **Standard movements:** 08 (C083 & C085), 09 (C084)
- **Standard finish:** Black plastic
- **Panel thickness:** 08.mm - 1.2mm
- **M** Keyed system supplied to order only

## Options

| SKU  | Key Series    | Combinations | Body Length | Head Width | Head Height | Head Depth | Max Panel Thickness | Cam Fixing | Lock Type | Movement | Handed | Finish        |
|------|---------------|--------------|-------------|------------|-------------|------------|---------------------|------------|-----------|----------|--------|---------------|
| C083 | KM            | 2,000        | 17.5        | 85         | 85          | 12         | 1.2                 | Riveted    | Locking   | 8        | Right  | Black Plastic |
| C084 | KM            | 2,000        | 17.5        | 85         | 85          | 12         | 1.2                 | Screw      | Locking   | 9        | Left   | Black Plastic |
| C085 | K<br><b>M</b> | 2,000        | 17.5        | 85         | 85          | 12         | 1.2                 | Screw      | Locking   | 8        | Right  | Black Plastic |

## Technical Drawing



## Flush Fitting Handle C286

## Product Description



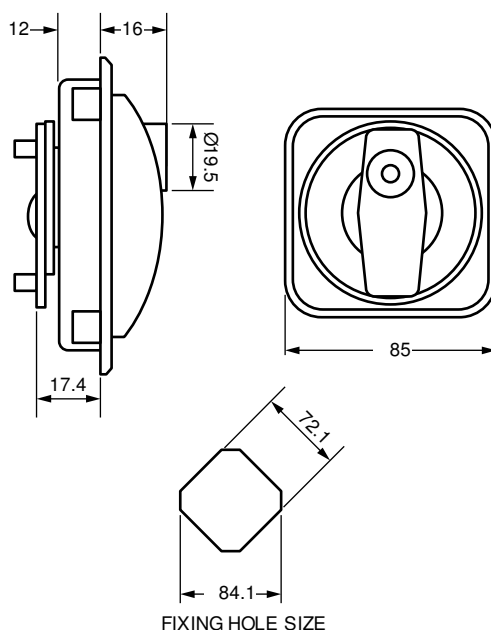
A flush fitting handle C286 in Black plastic. Available with a 2 or 3 point locking mechanism and quick fixing feature for locking bars, this handle is ideal for various applications including **Metal Office Furniture, Enclosures and Lockers**.

- **Lock combinations:** 500
- **Standard movements:** 08 (C286), 09 (C287)
- **Standard finish:** Black plastic
- **Panel thickness:** 08.mm - 1.2mm
- **M** Keyed system supplied to order only

## Options

| SKU  | Key Series | Combinations | Body Length | Head Width | Head Height | Head Depth | Max Panel Thickness | Lock Type | Cam Fixing | Movement | Finish        |
|------|------------|--------------|-------------|------------|-------------|------------|---------------------|-----------|------------|----------|---------------|
| C286 | 66 M       | 500          | 12          | 85         | 85          | 16         | 1.2                 | Locking   | Screw      | 8        | Black Plastic |
| C287 | 66M        | 500          | 12          | 85         | 85          | 16         | 1.2                 | Locking   | Screw      | 9        | Black Plastic |

## Technical Drawing



## Flush Fitting Handle F131

## Product Description



A flush fitting handle F131 with a Plastic and Bright Chrome or Nickel Plated handle. Available with a latchlock, camlock or code lock, this handle is ideal for various applications including **Metal Office Furniture, Enclosures and Lockers**.

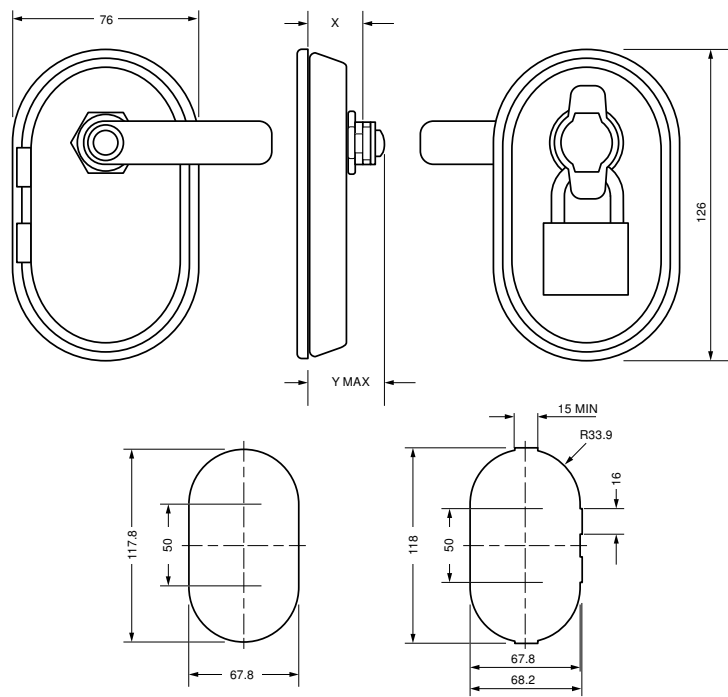
- **Lock combinations:** 2,000
- **Standard movements:** 90° (03 F244 only)
- **Standard finish:** Plastic and Bright Chrome or Nickel Plated
- **Panel thickness:** 0.8mm - 1mm
- **M Keyed system** supplied to order only
- **Recommended shackle diameter:** see below
- **Comprehensive range of Cams available:** See [Technical Information](#)

| Latchlock<br>(shackle<br>diameter mm) | Latchlock with<br>Key | Camlock | Code lock |
|---------------------------------------|-----------------------|---------|-----------|
| F131 (5-6.5mm)                        | F693                  | F244    | F692      |
| F530 (7-8mm)                          |                       |         |           |
| F544 (6-8mm)                          |                       |         |           |
| F545 (6-8mm)                          |                       |         |           |

## Options

| SKU  | Key Series | Combinations | Body Length | Head Width | Head Height | Head Depth | Max Panel Thickness | Movement |
|------|------------|--------------|-------------|------------|-------------|------------|---------------------|----------|
| F131 | Padlock    |              | 23          | 126        | 76          | 16.5       | 0.8-1.0             | -        |
| F244 | 25-27 M    | 2000         | 41          | 126        | 76          | 17         | 0.8-1.0             | 3        |
| F530 | Padlock    |              | 33          | 126        | 76          | 17         | 0.8-1.0             | -        |
| F544 | Padlock    |              | 33          | 126        | 76          | 16.5       | 0.8-1.0             | -        |
| F545 | Padlock    |              | 23          | 126        | 76          | 16         | 0.8-1.0             | -        |
| F692 | Code lock  |              | 38          | 126        | 76          | 16         | 0.8-1.0             | -        |
| F693 | K          | 2000         | 43          | 126        | 76          | 0          | 0.8-1.0             | -        |

## Technical Drawing



## 11mm Knob Lock 1605

## Product Description

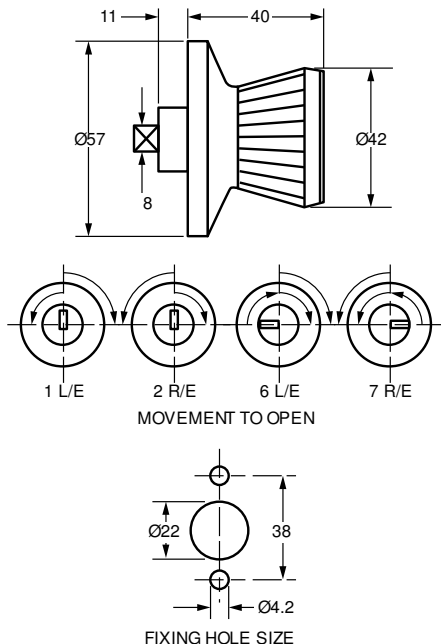
A 11mm knob lock 1605 available in Satin Chrome with a black or brown plastic grip. This is an ideal handle for various applications including **Metal Office Furniture** and **Doors**.

- **Lock combinations:** 200 (1605 & 1665 only)
- **Standard movements:** 1, 2, 6, 7 (1605 & 1665 only)
- **Standard finish:** Satin Chrome
- **Panel thickness:** 08mm - 1.2mm
- For accessories and standard movement please see [Technical Section](#)

## Options

| SKU  | Key Series | Combinations | Body Length | Head Width | Head Height | Head Depth | Max Panel Thickness | Lock Type   |
|------|------------|--------------|-------------|------------|-------------|------------|---------------------|-------------|
| 1605 | 92 M       | 200          | 0           | 42         | 42          | 40         |                     | Locking     |
| 1622 |            |              | 0           | 42         | 42          | 40         |                     | Blank       |
| 1623 |            |              | 0           | 42         | 42          | 40         |                     | Non-Locking |
| 1664 |            |              | 0           | 42         | 42          | 40         |                     | Non-Locking |
| 1665 | 92 M       | 200          | 0           | 42         | 42          | 40         |                     | Locking     |
| 1666 |            |              | 0           | 42         | 42          | 40         |                     | Blank       |

## Technical Drawing



## Turning Knob Lock B577

## Product Description



A turning knob lock B577 available in Black Plastic. Fitted with a shutter, this is an ideal handle for various applications including Enclosures, Metal Office Furniture and Doors.

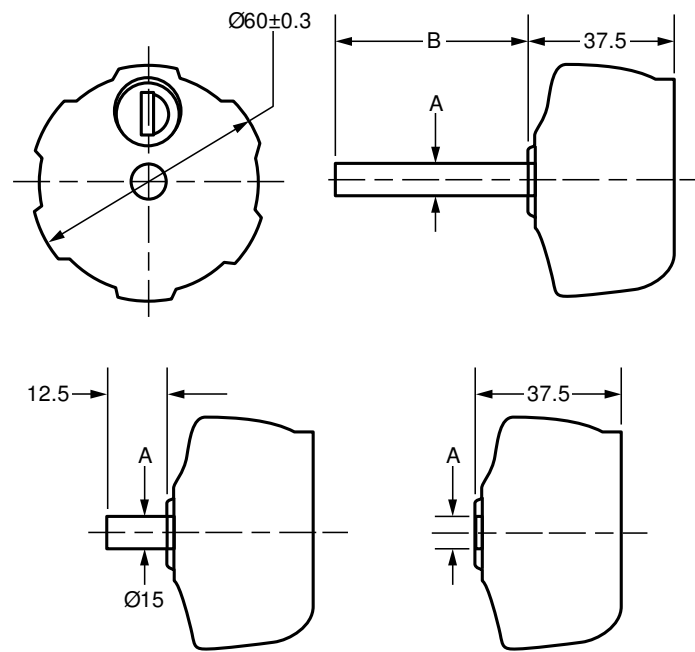
- **Lock combinations:** 200 (B762 & B754 Non-Locking)
- **Standard finish:** Black Plastic
- **A & B Information:** see Details below

| Ref  | A     | B     |
|------|-------|-------|
| B577 | M8    | 48.5  |
| B578 | M8    |       |
| B660 | 3/8"  |       |
| B761 | 3/8"  | 50    |
| B669 | M6    |       |
| B762 | 3/8"  | 61.3  |
| B754 | 3/8"  |       |
| B790 | 5/16" |       |
| C765 | M8    | 67.5  |
| C028 | M8    | 18.5  |
| C029 | M10   |       |
| C035 | 3/8"  | 137.5 |

## Options

| SKU  | Key Series | Combinations | Body Length | Head Width | Head Height | Head Depth | Max Panel Thickness | Finish        | Housing Fixing | Lock Type   |
|------|------------|--------------|-------------|------------|-------------|------------|---------------------|---------------|----------------|-------------|
| B577 | 89         | 200          | 12.5        | 60         | 60          | 37.5       |                     | Black Plastic | Bolt           | Locking     |
| B578 | 89         | 200          | 12.5        | 60         | 60          | 37.5       |                     | Black Plastic | Nut fixing     | Locking     |
| B660 | 89         | 200          | 12.5        | 60         | 60          | 37.5       |                     | Black Plastic | Nut fixing     | Locking     |
| B669 | 89         | 200          | 12.5        | 60         | 60          | 37.5       |                     | Black Plastic | Nut fixing     | Locking     |
| B754 |            |              | 12.5        | 60         | 60          | 37.5       |                     | Black Plastic | Nut fixing     | Non-Locking |
| B761 | 89         | 200          | 12.5        | 60         | 60          | 37.5       |                     | Black Plastic | Bolt           | Locking     |
| B762 |            |              | 12.5        | 60         | 60          | 37.5       |                     | Black Plastic | Bolt           | Non-Locking |
| B790 | 89         | 200          | 12.5        | 60         | 60          | 37.5       |                     | Black Plastic | Nut fixing     | Locking     |
| C028 | 89         | 200          | 12.5        | 60         | 60          | 37.5       |                     | Black Plastic | Screw Fix      | Locking     |
| C029 | 89         | 200          | 12.5        | 60         | 60          | 37.5       |                     | Black Plastic | Nut fixing     | Locking     |
| C035 | 89         | 200          | 12.5        | 60         | 60          | 37.5       |                     | Black Plastic | Screw Fix      | Locking     |
| C765 | 89         | 200          | 12.5        | 60         | 60          | 37.5       |                     | Black Plastic | Screw Fix      | Locking     |

## Technical Drawing



## Turning Knob Lock B915



## Product Description

A turning knob lock B915 in black plastic with a minimal projection of only 12.5mm. This not only reduces the risk of damage to clothing of passers-by but also reduces packaging costs and risk of damage to other items in transportation. This makes it ideal for numerous applications including **Metal Office Furniture, Enclosures and Doors**.

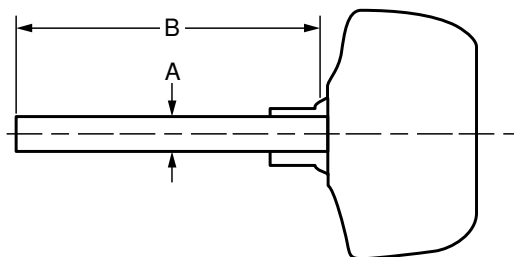
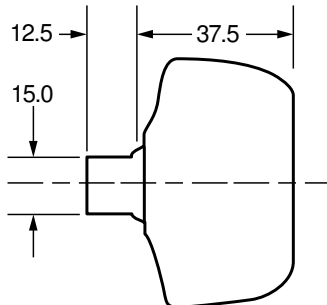
- **Lock combinations:** 200
- **Standard finish:** Black Plastic
- **C013 Thread:** Left M8 x 1,25mm
- **A & B Information:** see Details below

| Ref  | A  | B    |
|------|----|------|
| B915 | M8 | 12.5 |
| C013 | M8 | 12.5 |
| C380 | M8 | 89   |
| C688 | M8 | 12.5 |

## Options

| SKU  | Key Series | Combinations | Body Length | Head Width | Head Height | Head Depth | Max Panel Thickness | Housing Fixing | Finish        |
|------|------------|--------------|-------------|------------|-------------|------------|---------------------|----------------|---------------|
| B915 | 89         | 200          | 12.5        | 0          | 0           | 37.5       |                     | Nut fixing     | Black Plastic |
| C013 | 89         | 200          | 12.5        | 0          | 0           | 37.5       |                     | Nut fixing     | Black Plastic |
| C380 | 89         | 200          | 12.5        | 0          | 0           | 37.5       |                     | Screw Fix      | Black Plastic |
| C688 | 89         | 200          | 12.5        | 0          | 0           | 37.5       |                     | Nut fixing     | Black Plastic |

## Technical Drawing





## Mini Handle Knob Lock C424

## Product Description



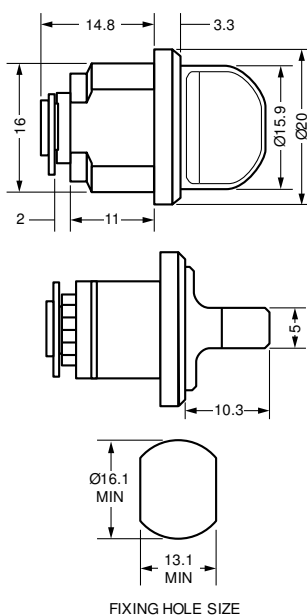
A mini handle knob lock C424 available Nickel Plated. This is a small, non-locking handle that is ideal for applications such as Enclosures.

- Panel thickness: 5mm
- Standard movement: 03, 04
- Standard finish: Nickel Plated

## Options

| SKU  | Key Series | Combinations | Body Length | Head Width | Head Height | Head Depth | Max Panel Thickness | Finish        | Lock Type   |
|------|------------|--------------|-------------|------------|-------------|------------|---------------------|---------------|-------------|
| C424 |            |              | 11          | 0          | 20          | 13.6       | 5.0                 | Nickel Plated | Non-Locking |

## Technical Drawing



## 8.5mm Turning Handle B250

## Product Description



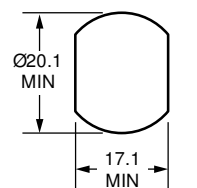
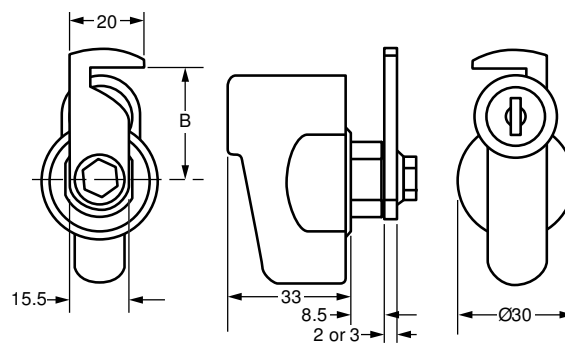
A 8.5mm Turning Handle B250 in Black Epoxy. This handle is ideal for many applications including **Lockers, Enclosures** and **Metal Office Furniture**.

- **Standard movements:** 1
- **Lock Combinations:** 200
- **Standard finish:** Epoxy-black
- **Fixing hole shape:** Double D
- **Dimension 'B' Specification:** See [Cams](#)

## Options

| SKU  | Key Series | Combinations | Body Length | Head Width | Head Height | Head Depth | Max Panel Thickness | Movement | Housing Fixing | Finish      |
|------|------------|--------------|-------------|------------|-------------|------------|---------------------|----------|----------------|-------------|
| B250 | 89         | 200          | 8.5         | 30         | 0           | 33         |                     | 1        | Nut fixing     | Black Epoxy |

## Technical Drawing



FIXING HOLE SIZE

## Push-in Slamlock F333

## Product Description



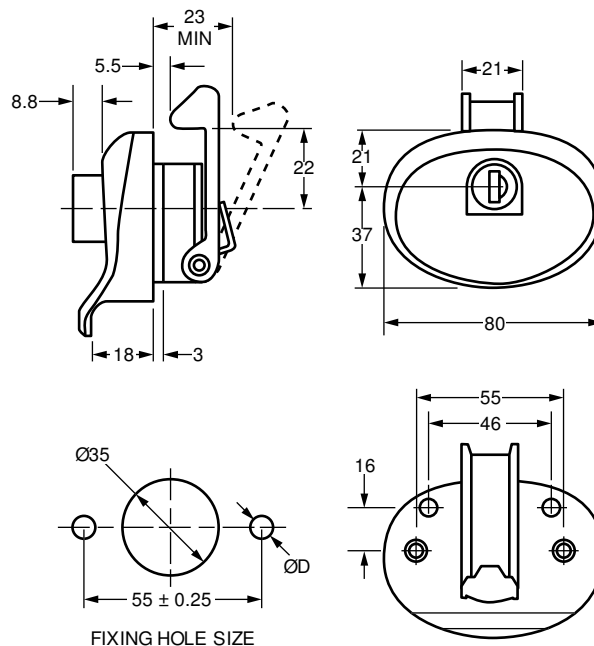
A Push-in Slamlock F333 with a bright chrome lock and black plastic rose. This handle is available in standard use or with a re-enforced spring for heavy duty use. The rose can also be supplied without a metal insert for rivet or screw fixing. This handle is ideal for many applications including **Enclosures** and **Lockers**.

- **Standard movements:** 8
- **Lock Combinations:** 500
- **Standard finish:** Lock – bright chrome, Rose – black plastic
- **Panel thickness:** 3.5mm
- **M Keyed system** supplied to order only
- **F370HD:** Spring re-enforced for heavy duty use
- **Customer logo** as option

## Options

| SKU    | Key Series | Combinations | Body Length | Head Width | Head Height | Head Depth | Max Panel Thickness | Cam Fixing | Movement |
|--------|------------|--------------|-------------|------------|-------------|------------|---------------------|------------|----------|
| F333   | 9000 M     | 500          | 0           | 80         | 58          | 0          | 3.5                 | Riveted    | 8        |
| F362   | 9000 M     | 500          | 0           | 80         | 58          | 0          | 3.5                 | Riveted    | 8        |
| F369   | 9000 M     | 500          | 0           | 80         | 58          | 0          | 3.5                 | Screw      | 8        |
| F370   | 9000 M     | 500          | 0           | 80         | 58          | 0          | 3.5                 | Screw      | 8        |
| F370HD | 9000 M     | 500          | 0           | 80         | 58          | 0          | 3.5                 | Screw      | 8        |

## Technical Drawing



## Handle F361

## Product Description



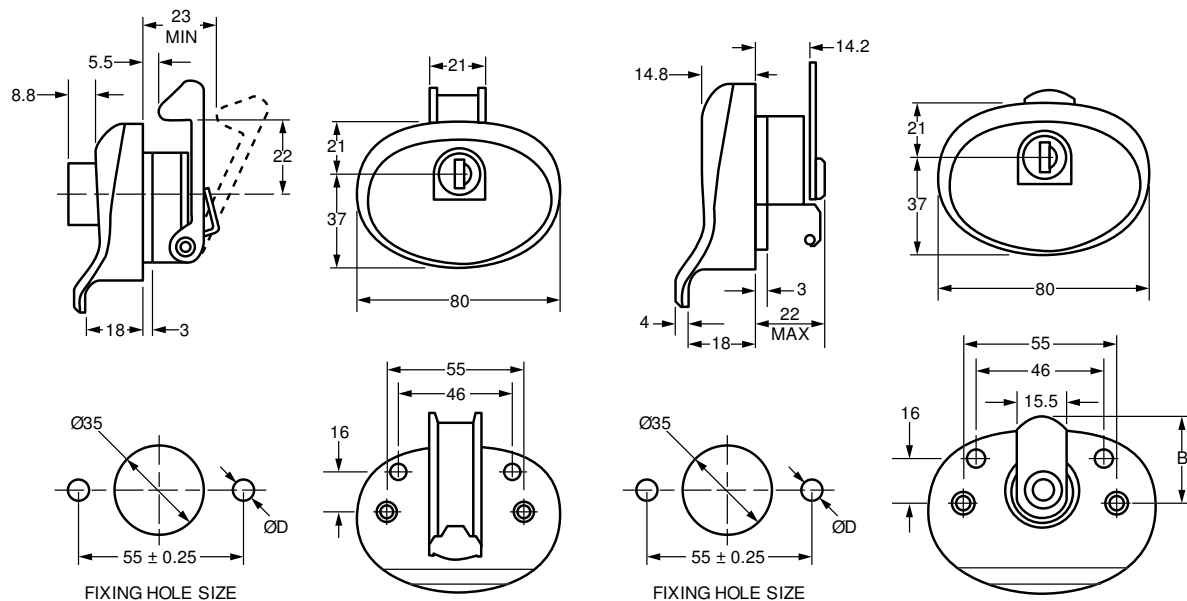
A handle F361 with a bright chrome lock and black plastic rose. The rose on this handle can be supplied without a metal insert for rivet or screw fixing making it ideal for many applications including **Enclosures** and **Lockers**.

- **Standard movements:** 8
- **Lock Combinations:** 500
- **Standard finish:** Lock – bright chrome, Rose – bright plastic
- **Panel thickness:** 3.5mm
- **M Keyed system** supplied to order only
- **Customer logo** as option

## Options

| SKU  | Key Series | Combinations | Body Length | Head Width | Head Height | Head Depth | Max Panel Thickness | Cam Fixing | Movement |
|------|------------|--------------|-------------|------------|-------------|------------|---------------------|------------|----------|
| F361 | 9000 M     | 500          | 14.2        | 80         | 58          | 22         | 3.5                 | Riveted    | 8        |
| F363 | 9000 M     | 500          | 14.2        | 80         | 58          | 22         | 3.5                 | Riveted    | 8        |
| F371 | 9000 M     | 500          | 14.2        | 80         | 58          | 22         | 3.5                 | Screw      | 8        |
| F372 | 9000 M     | 500          | 14.2        | 80         | 58          | 22         | 3.5                 | Screw      | 8        |

## Technical Drawing



## Dual Pound Coin Latch Lock 2764



## Product Description

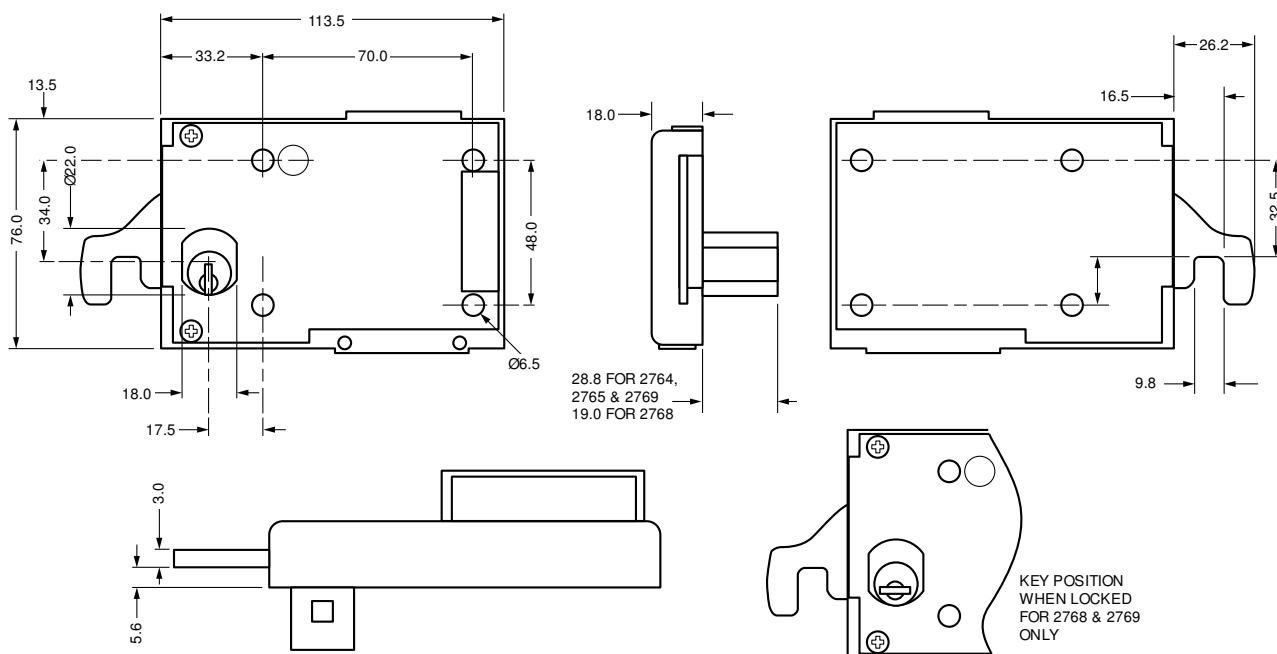
A Dual Pound Coin Latch Lock 2764 with a hook bolt. These locks are available for use in wet or dry areas with left and right orientation. They also accept both the traditional and new £1 coins and are ideal for use in gyms and fitness centres, spas and swimming pools. [Click here](#) to download a copy of the brochure.

- **Standard finish:** Bright chrome nozzle, all components non-ferrous (wet area)
- **M** Keyed system supplied to order only
- **Coin size:** Customer selectable – Ø20mm to Ø30mm max, 3.2mm max thickness
- **Accessories:** Coin tray as standard, lockable coin retain box on request
- **2764 & 2765:** in-line pin tumbler cylinder includes escutcheon
- **2768 & 2769:** 10 disc barrel supplied with 2 keys fitted with flexible key bows, does not include escutcheon

## Options

| SKU      | Key Series     | Combinations | Body Length | Head Width | Head Height | Head Depth | Max Panel Thickness | Cylinder           | Handed | Finish        |
|----------|----------------|--------------|-------------|------------|-------------|------------|---------------------|--------------------|--------|---------------|
| 2764512A |                | 1,000        | 5.5         | 18         | 22          | 28.8       |                     | Removable Cylinder | Right  | Bright Chrome |
| 2764522A |                | 1,000        | 5.5         | 18         | 22          | 28.8       |                     | Removable Cylinder | Left   | Bright Chrome |
| 2765512A |                | 1,000        | 5.5         | 18         | 22          | 28.8       |                     | Fixed Cylinder     | Right  | Bright Chrome |
| 2765522A |                | 1,000        | 5.5         | 18         | 22          | 28.8       |                     | Fixed Cylinder     | Left   | Bright Chrome |
| 2768512A | 95-97 M        | 2,000        | 5.5         | 18         | 22          | 19         |                     | Fixed Cylinder     | Right  | Bright Chrome |
| 2768522A | 95-97 M        | 2,000        | 5.5         | 18         | 22          | 19         |                     | Fixed Cylinder     | Left   | Bright Chrome |
| 2769512A | 95-97 <b>M</b> | 2,000        | 5.5         | 18         | 22          | 18         |                     | Removable Cylinder | Right  | Bright Chrome |
| 2769522A | 95-97 <b>M</b> | 2,000        | 5.5         | 18         | 22          | 18         |                     | Removable Cylinder | Left   | Bright Chrome |

# Technical Drawing



## Dry Area Dual Pound Coinlock 2786

## Product Description



A Dual Pound Coinlock 2786 with a sliding bolt and left and right orientation. These locks are recommended for use in dry areas only\* and accept both the existing and new £1 coins. Ideal for use in gyms, fitness centres and spas, the lock can operate with a comprehensive range of coins or tokens thus encouraging users to return their key.

For further information [click here](#) to download a copy of our brochure or contact us on +44 (0) 121 505 0400.

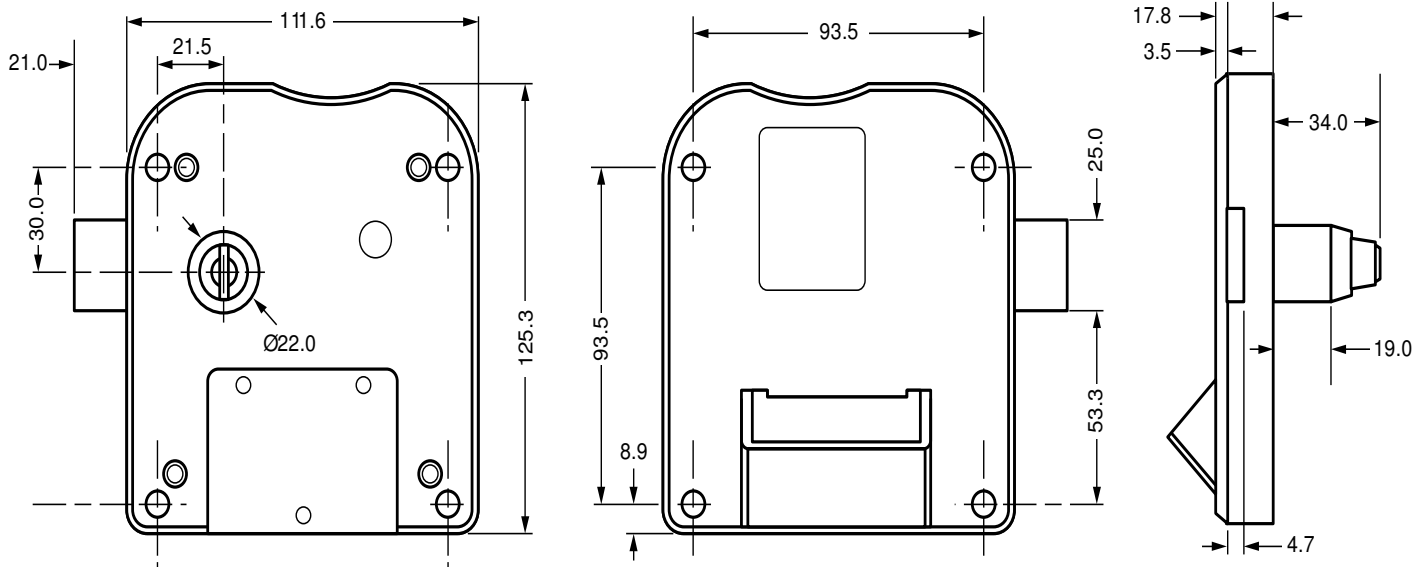
- **Standard finish:** Self-colour
- **M** Keyed system supplied to order only
- **Coin size:** Customer selectable – Ø20mm to Ø30mm max, 3.2mm max thickness
- **Accessories:** Coin tray as standard, lockable coin retain box on request
- Removable barrel

\*Wet Area Dual Pound Coinlock also available

## Options

| SKU      | Key Series | Combinations | Body Length | Head Width | Head Height | Head Depth | Max Panel Thickness | Barrel           | Finish      | Handed |
|----------|------------|--------------|-------------|------------|-------------|------------|---------------------|------------------|-------------|--------|
| 2786510A | 66-68 M    | 2,000        | 6.9         | 22         | 22          | 19         |                     | Removable Barrel | Self Colour | Right  |
| 2786520A | 66-68 M    | 2,000        | 6.9         | 22         | 22          | 19         |                     | Removable Barrel | Self Colour | Left   |
| 2787510A | 95-97 M    | 2,000        | 6.9         | 22         | 22          | 19         |                     | Removable Barrel | Self Colour | Right  |
| 2787520A | 95-97 M    | 2,000        | 6.9         | 22         | 22          | 19         |                     | Removable Barrel | Self Colour | Left   |

## Technical Drawing



**Wet Area Dual Pound Coinlock  
2788**

**Product Description**

A Dual Pound Coinlock 2788 with a sliding bolt and left and right orientation. The lock is fully wet area\* tested and suitable for chlorinated atmospheres, and accepts both the existing and new £1 coins. Ideal for use in swimming pools, gyms, fitness centres and spas, the lock can operate with a comprehensive range of coins or tokens thus encouraging users to return their key.

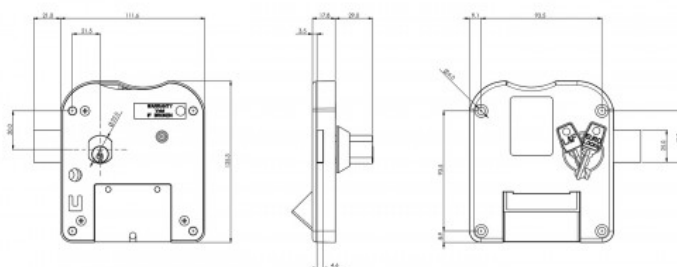
For further information [click here](#) to download a copy of our brochure or contact us on +44 (0) 121 505 0400.

- **Standard finish:** Electro Feretic
- **Coin size:** Customer selectable – Ø20mm to Ø30mm max, 3.2mm max thickness
- **Accessories:** Coin tray as standard, lockable coin retain box on request
- Removable cylinder and mastered as standard
- High strength nickel-silver key

\*Dry Area Dual Pound Coinlock also available

**Options**

| SKU      | Key Series | Combinations | Body Length | Head Width | Head Height | Head Depth | Max Panel Thickness | Finish          | Cylinder           |
|----------|------------|--------------|-------------|------------|-------------|------------|---------------------|-----------------|--------------------|
| 2788518J | AAM        | 1,000        | 6.9         | 22         | 22          | 29.9       | 12.5                | Electrophoretic | Removable Cylinder |

**Technical Drawing**


## 13mm Key Operated Camlock B49

## Product Description



A 13mm Key Operated Water Resistant Camlock B49 in Bright Chrome. This lock is **IP65 rated** making it ideal for use on applications such as **Enclosures** and **Postal**.

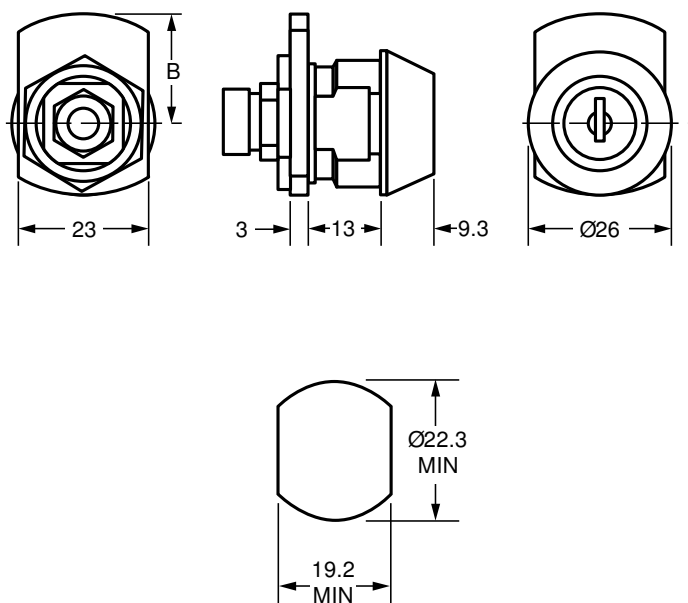
- **Standard movements:** 3, 9
- **Lock Combinations:** Refer to sales department
- **Standard finish:** Bright chrome
- **Panel thickness:** 5mm
- **Fixing hole shape:** Double D
- **Standards:** N.F.C. 20010 April 1977 IPF 559 (French)
- **Removable barrel system:** Refer to sales department
- **Standard range of cams available:** see [Technical Information](#)

An O ring prevents water from penetrating into the application through the lock mechanism. It is essential for the customer to fit a sealing ring between the head of the lock and the door of the application.

## Options

| SKU | Key Series | Combinations | Body Length | Head Width | Head Height | Head Depth | Max Panel Thickness | Housing Fixing | Finish        |
|-----|------------|--------------|-------------|------------|-------------|------------|---------------------|----------------|---------------|
| B49 | A.C.E      |              | 13          | 26         | 26          | 9.3        |                     | Nut fixing     | Bright Chrome |

## Technical Drawing





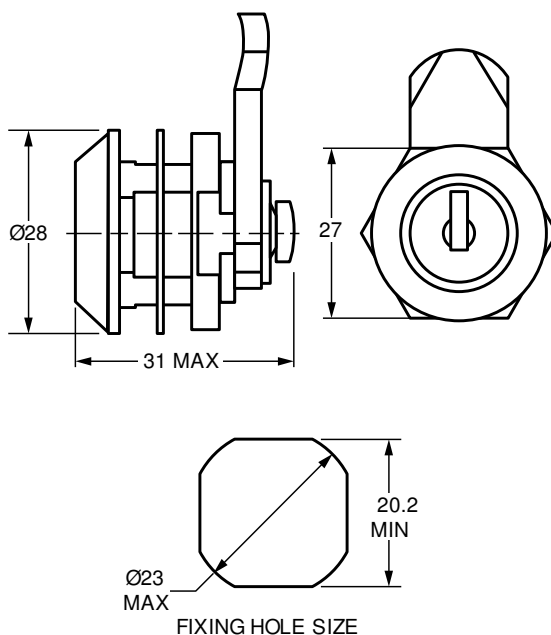
**Key Operated Camlock F328**
**Product Description**


A Key Operated Water Resistant Camlock F328 in Bright Chrome. This camlock is **IP55 rated** (gasket supplied) making it ideal for use in outdoor applications such as **Postal** and **Enclosures**.

- **Standard movements:** 3
- **Standard finish:** Bright chrome
- **Panel thickness:** Min 3mm – Max 9mm
- **Cam:** 15.5 x 3mm Or 18 x 3.5mm
- **Standard range of cams available:** see [Technical Information](#)

**Options**

| SKU  | Key Series | Combinations | Body Length | Head Width | Head Height | Head Depth | Max Panel Thickness | Cam Fixing | Movement | Finish        |
|------|------------|--------------|-------------|------------|-------------|------------|---------------------|------------|----------|---------------|
| F287 | ACEYZ      |              | 0           | 28         | 28          | 0          | 9.0                 | Riveted    | 3        | Bright Chrome |
| F328 | ACEYZ      |              | 0           | 28         | 28          | 0          | 9.0                 | Screw      | 3        | Bright Chrome |

**Technical Drawing**


16.1mm Tool Operated Camlock 0011



Product Description

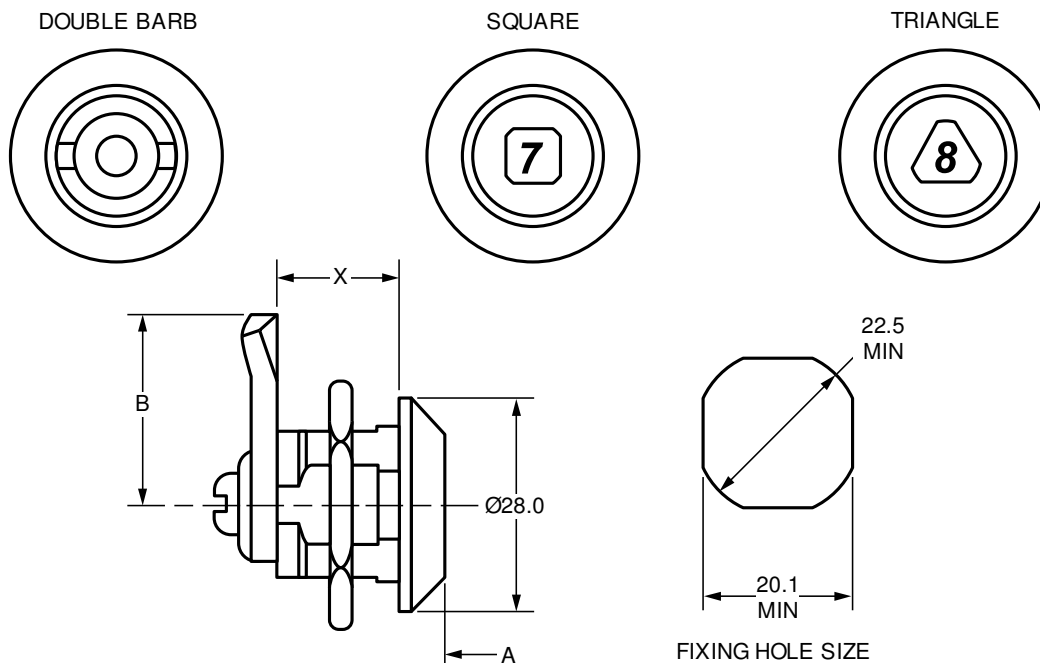
A 16.1mm Tool Operated Water Resistant Camlock 0011 available in Bright Chrome or Black Epoxy. Supplied with a 0.3mm thick nitrile head gasket, this lock is **IP65 rated** making it ideal for use on outdoor applications such as **Enclosures** and **Postal**.

- **Standard movements:** 1, 2
- **Standard finish:** Bright chrome, black epoxy
- **Fixing hole shape:** Squared
- Each lock supplied with 0.3mm thick nitrile head gasket
- **Standard range of Cams and Accessories available:** see [Technical Information](#)

Options

| SKU  | Key Series      | Combinations | Body Length | Head Width | Head Height | Head Depth | Max Panel Thickness |
|------|-----------------|--------------|-------------|------------|-------------|------------|---------------------|
| 0011 | 5mm Double Barb |              | 16.1        | 28         | 28          | 6          |                     |
| 0012 | 7mm Square      |              | 16.1        | 28         | 28          | 6          |                     |
| 0013 | 8mm Triangle    |              | 16.1        | 28         | 28          | 6          |                     |
| 0014 | 3mm Double Barb |              | 16.1        | 28         | 28          | 6          |                     |

Technical Drawing



**13mm Tool Operated Camlock F457**

**Product Description**

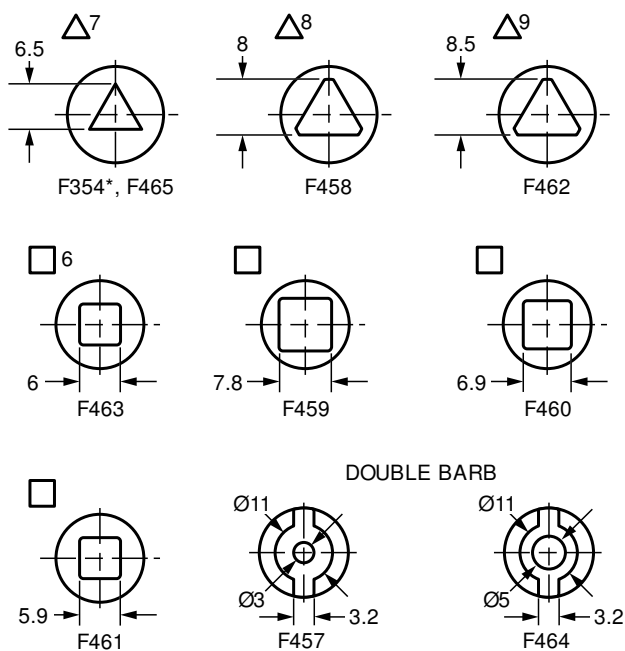
A 13mm Tool Operated Water Resistant Camlock F457 in Bright Chrome. This lock is **IP65 rated** making it ideal for use on applications such as **Enclosures** and **Postal**.

- **Standard movements:** 1
- **Standard finish:** Bright chrome
- **Fixing hole shape:** Double D
- **Standards:** N.F.C. 20010 April 1977 IPF 559 (French)
- **Removable barrel system:** Refer to sales department
- **Standard range of cams available:** see [Technical Information](#)

An O ring prevents water from penetrating into the application through the lock mechanism. It is essential for the customer to fit a sealing ring between the head of the lock and the door of the application.

**Options**

| SKU  | Key Series       | Combinations | Body Length | Head Width | Head Height | Head Depth | Max Panel Thickness | Finish        | Movement |
|------|------------------|--------------|-------------|------------|-------------|------------|---------------------|---------------|----------|
| F354 | 6.5mm T Triangle |              | 10.8        | 26         | 26          | 6          |                     | Bright Chrome | 8        |
| F457 | 3mm Double Barb  |              | 13          | 26         | 26          | 8.5        |                     | Bright Chrome | 1        |
| F458 | 8mm T Triangle   |              | 13          | 26         | 26          | 8.5        |                     | Bright Chrome | 1        |
| F459 | 7.8mm Square     |              | 13          | 26         | 26          | 8.5        |                     | Bright Chrome | 1        |
| F460 | 6.9mm Square     |              | 13          | 26         | 26          | 8.5        |                     | Bright Chrome | 1        |
| F461 | 5.9mm Square     |              | 13          | 26         | 26          | 8.5        |                     | Bright Chrome | 1        |
| F462 | 8.5mm T Triangle |              | 13          | 26         | 26          | 8.5        |                     | Bright Chrome | 1        |
| F463 | 6mm Square       |              | 13          | 26         | 26          | 8.5        |                     | Bright Chrome | 1        |
| F464 | 5mm Double Barb  |              | 13          | 26         | 26          | 8.5        |                     | Bright Chrome | 1        |
| F465 | 6.5mm T Triangle |              | 13          | 26         | 26          | 8.5        |                     | Bright Chrome | 1        |

**Technical Drawing**


## 11-33mm Tool Operated Camlock F48

### Product Description

A 11-33mm Tool Operated Water Resistant Camlock F48 available in Bright Chrome. Some of these locks have a compression spring and all are **IP66 water resistant** making them ideal for use on outdoor applications such as **Enclosures** and **Postal**.

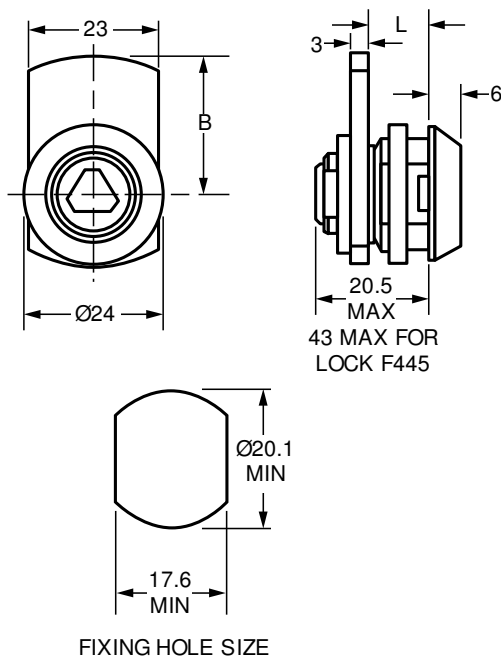
- **Standard movements:** 8
- **Standard finish:** Bright chrome
- **Fixing hole shape:** Double D
- **Compression Spring:** F7B, F174, F146 and F445



### Options

| SKU  | Key Series      | Combinations | Body Length | Head Width | Head Height | Head Depth | Max Panel Thickness | Movement | Finish        |
|------|-----------------|--------------|-------------|------------|-------------|------------|---------------------|----------|---------------|
| F146 | 9mm T Triangle  |              | 33          | 24         | 24          | 6          |                     | 8        | Bright Chrome |
| F174 | 8mm T Triange   |              | 33          | 24         | 24          | 6          |                     | 8        | Bright Chrome |
| F274 | 8mm Square      |              | 33          | 24         | 24          | 6          |                     | 8        | Bright Chrome |
| F354 | 7mm Triangle    |              | 11          | 24         | 24          | 6          |                     | 8        | Bright Chrome |
| F445 | 3mm Double Barb |              | 33          | 24         | 24          | 6          |                     | 8        | Bright Chrome |
| F48  | 8mm T Triangle  |              | 11          | 24         | 24          | 6          |                     | 8        | Bright Chrome |
| F504 | 7mm Square      |              | 11          | 24         | 24          | 6          |                     | 8        | Bright Chrome |
| F7B  | 7mm Triangle    |              | 33          | 24         | 24          | 6          |                     | 8        | Bright Chrome |

### Technical Drawing



## 12mm Tool Operated Camlock F254



## Product Description

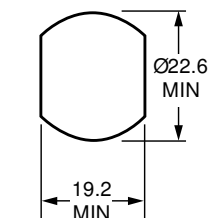
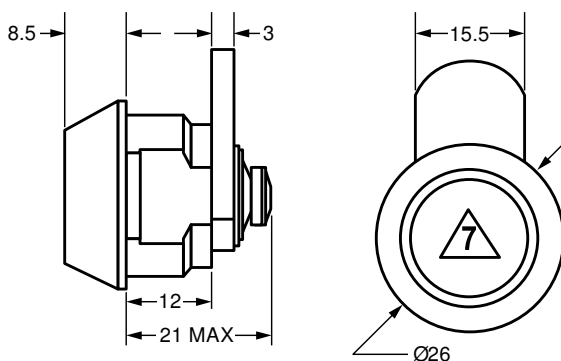
A 12mm Tool Operated Water Resistant Camlock F254 available in Bright Chrome. This lock is **IP65 rated** making it ideal for use on outdoor applications such as **Enclosures** and **Postal**.

- **Standard movements:** 1
- **Standard finish:** Bright chrome
- **Panel thickness:** 6mm
- **Fixing hole shape:** Double D
- **F254:** 11NM resistance

## Options

| SKU  | Key Series   | Combinations | Body Length | Head Width | Head Height | Head Depth | Max Panel Thickness | Cam Fixing     | Housing Fixing | Finish        | Movement |
|------|--------------|--------------|-------------|------------|-------------|------------|---------------------|----------------|----------------|---------------|----------|
| F254 | 7mm Triangle |              | 12          | 26         | 26          | 8.5        | 6.0                 | Screw + Washer | Nut fixing     | Bright Chrome | 1        |
| F255 | 9mm Triangle |              | 12          | 26         | 26          | 8.5        | 6.0                 | Screw + Washer | Nut fixing     | Bright Chrome | 1        |
| F258 | 6mm Square   |              | 12          | 26         | 26          | 8.5        | 6.0                 | Screw + Washer | Nut fixing     | Bright Chrome | 1        |
| F262 | 8mm Triangle |              | 12          | 26         | 26          | 8.5        | 6.0                 | Screw + Washer | Nut fixing     | Bright Chrome | 1        |

## Technical Drawing



FIXING HOLE SIZE

## 16mm Tool Operated Camlock F183



### Product Description

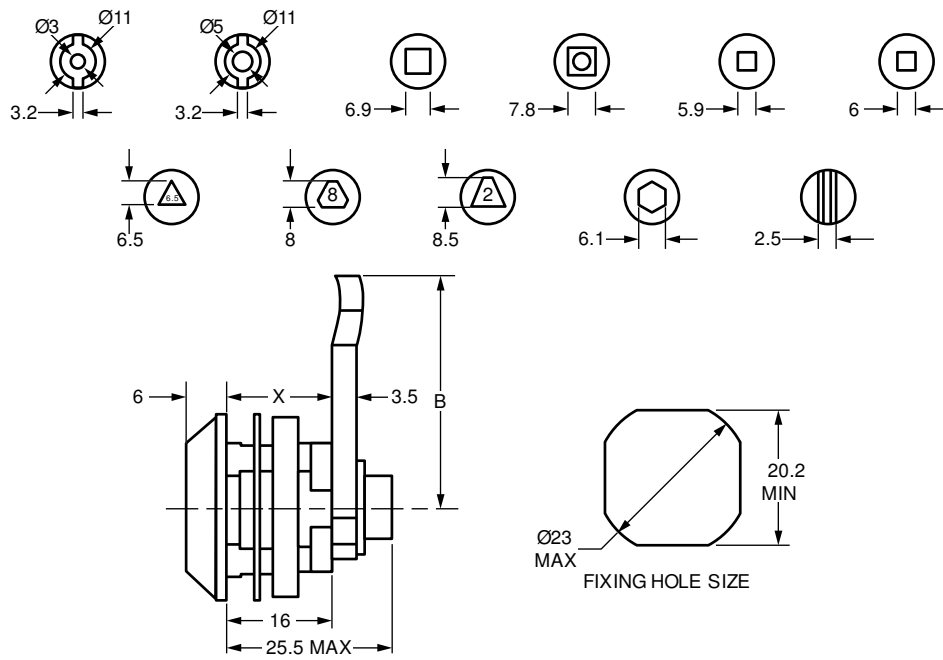
A 16mm Tool Operated Water Resistant Camlock F183 available in Bright Chrome or Black Epoxy. The lock is supplied with an 'O' ring that is placed between the lock head and panel and is **IP65 rated**. This makes it ideal for use on outdoor applications such as **Enclosures** and **Postal**.

- **Standard movements:** 8, 9
- **Standard finish:** Bright chrome, black epoxy
- **Panel thickness:** 8mm
- **Fixing hole shape:** Squared
- **Comprehensive range of Cams and Accessories available:** See [Technical Information](#)

### Options

| SKU  | Key Series         | Combinations | Body Length | Head Width | Head Height | Head Depth | Max Panel Thickness | Cam Fixing |
|------|--------------------|--------------|-------------|------------|-------------|------------|---------------------|------------|
| F183 | 5mm Double Barb    |              | 16          | 0          | 0           | 6          | 8.0                 | Screw      |
| F184 | 7mm Square         |              | 16          | 0          | 0           | 6          | 8.0                 | Screw      |
| F185 | 8mm T Triangle     |              | 16          | 0          | 0           | 6          | 8.0                 | Screw      |
| F186 | 8mm Square         |              | 16          | 0          | 0           | 6          | 8.0                 | Screw      |
| F187 | 6mm Square         |              | 16          | 0          | 0           | 6          | 8.0                 | Screw      |
| F188 | 3mm Double Barb    |              | 16          | 0          | 0           | 6          | 8.0                 | Screw      |
| F208 | 6.5mm T Triangle   |              | 16          | 0          | 0           | 6          | 8.0                 | Screw      |
| F209 | 9mm T Triangle     |              | 16          | 0          | 0           | 6          | 8.0                 | Screw      |
| F290 | 8mm T Triangle     |              | 16          | 0          | 0           | 6          | 8.0                 | Riveted    |
| F297 | Coin               |              | 16          | 0          | 0           | 6          | 8.0                 | Riveted    |
| F307 | Coin               |              | 16          | 0          | 0           | 6          | 8.0                 | Riveted    |
| F345 | 6mm Square Female  |              | 16          | 0          | 0           | 6          | 8.0                 | Screw      |
| F470 | 3mm Double Barb    |              | 16          | 0          | 0           | 3          | 8.0                 | Screw      |
| F471 | 5mm Double Barb    |              | 16          | 0          | 0           | 3          | 8.0                 | Screw      |
| F472 | 6.5mm T Triangle   |              | 16          | 0          | 0           | 3          | 8.0                 | Screw      |
| F473 | 8mm T Triangle     |              | 16          | 0          | 0           | 3          | 8.0                 | Screw      |
| F474 | 9mm T Triangle     |              | 16          | 0          | 0           | 3          | 8.0                 | Screw      |
| F475 | 6mm Square         |              | 16          | 0          | 0           | 3          | 8.0                 | Screw      |
| F476 | 6mm Square Female  |              | 16          | 0          | 0           | 3          | 8.0                 | Screw      |
| F477 | 7mm Square         |              | 16          | 0          | 0           | 3          | 8.0                 | Screw      |
| F478 | 8mm Square         |              | 16          | 0          | 0           | 3          | 8.0                 | Screw      |
| F479 | Coin               |              | 16          | 0          | 0           | 3          | 8.0                 | Screw      |
| F480 | 6mm Six Sided Lock |              | 16          | 0          | 0           | 3          | 8.0                 | Screw      |

### Technical Drawing



16.3mm Tool Operated Camlock  
F286



Product Description

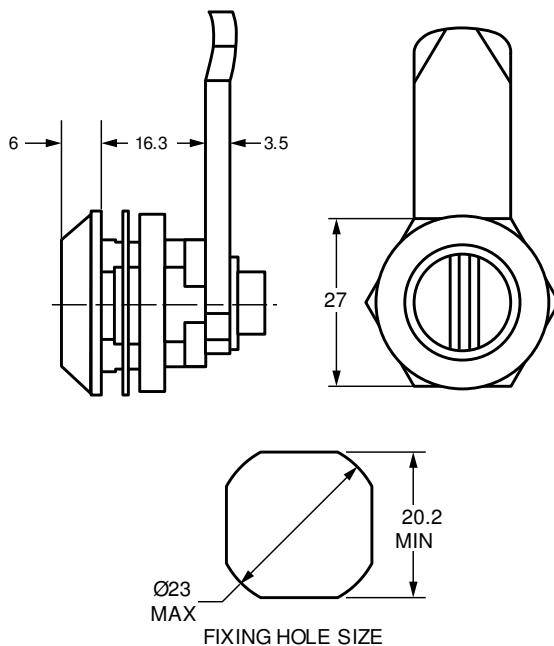
A 16.3mm Tool Operated Water Resistant Camlock F286 available in Bright Chrome. This lock is operated by a screwdriver or coin and is **IP55 rated** making it ideal for use on outdoor applications where additional security is required, such as **Enclosures** and **Postal**.

- **Standard movements:** 1
- **Standard finish:** Bright chrome
- **Panel thickness:** 9mm
- **Fixing hole shape:** Squared
- **Operated by:** screwdriver or coin
- **Comprehensive range of Cams available:** See [Technical Information](#)

Options

| SKU  | Key Series | Combinations | Body Length | Head Width | Head Height | Head Depth | Max Panel Thickness |
|------|------------|--------------|-------------|------------|-------------|------------|---------------------|
| F286 | Coin       |              | 16.3        | 27         | 27          | 6          | 9.0                 |

Technical Drawing





30-60mm Tool Operated Camlock F550



Product Description

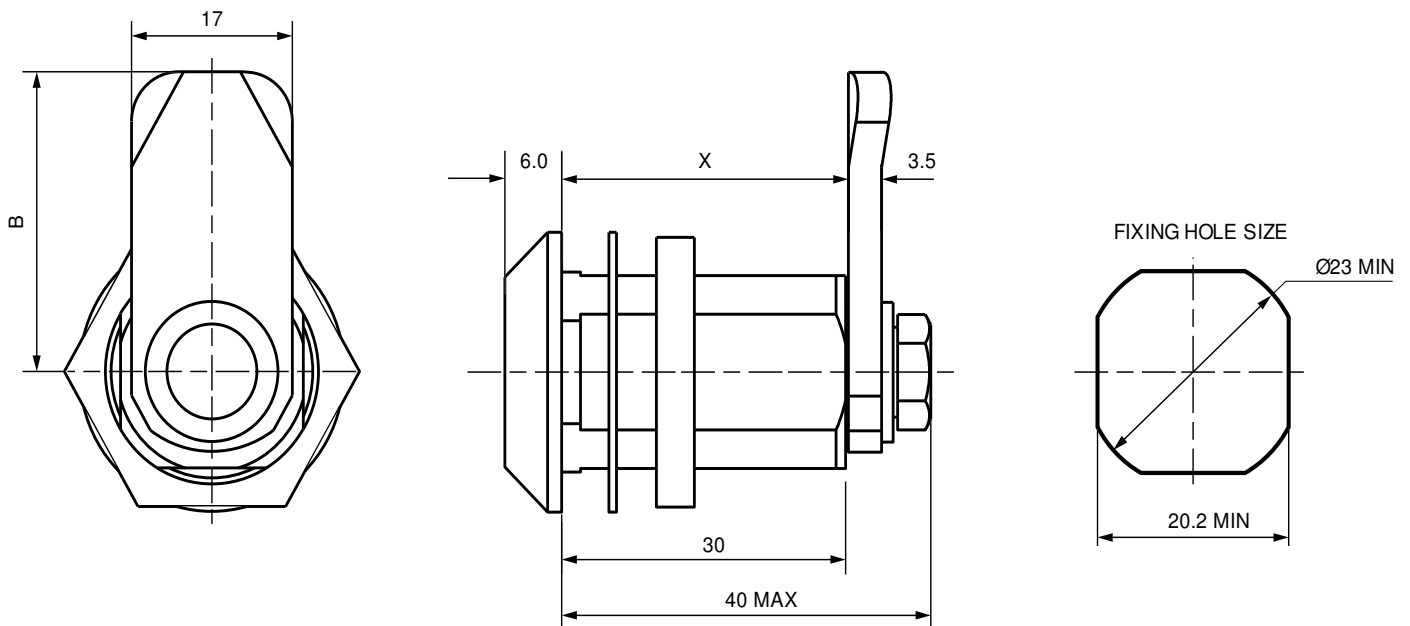
A 30-60mm Tool Operated Water Resistant Camlock F550 available in Bright Chrome. This lock is **IP66 rated** making it ideal for use on outdoor applications such as **Enclosures** and **Postal**.

- **Standard movements:** 90°
- **Standard finish:** Bright chrome
- **Panel thickness:** 25-53mm
- **Fixing hole shape:** Squared
- **Body length:** 30, 40, 50, 60mm please specify when ordering

Options

| SKU  | Key Series | Combinations | Body Length | Head Width | Head Height | Head Depth | Max Panel Thickness | Housing Fixing | Finish        |
|------|------------|--------------|-------------|------------|-------------|------------|---------------------|----------------|---------------|
| F550 |            |              | 0           | 28         | 28          | 6          | 25-53mm             | Nut fixing     | Bright Chrome |

Technical Drawing



## 18.2mm Tool Operated Camlock F600



## Product Description

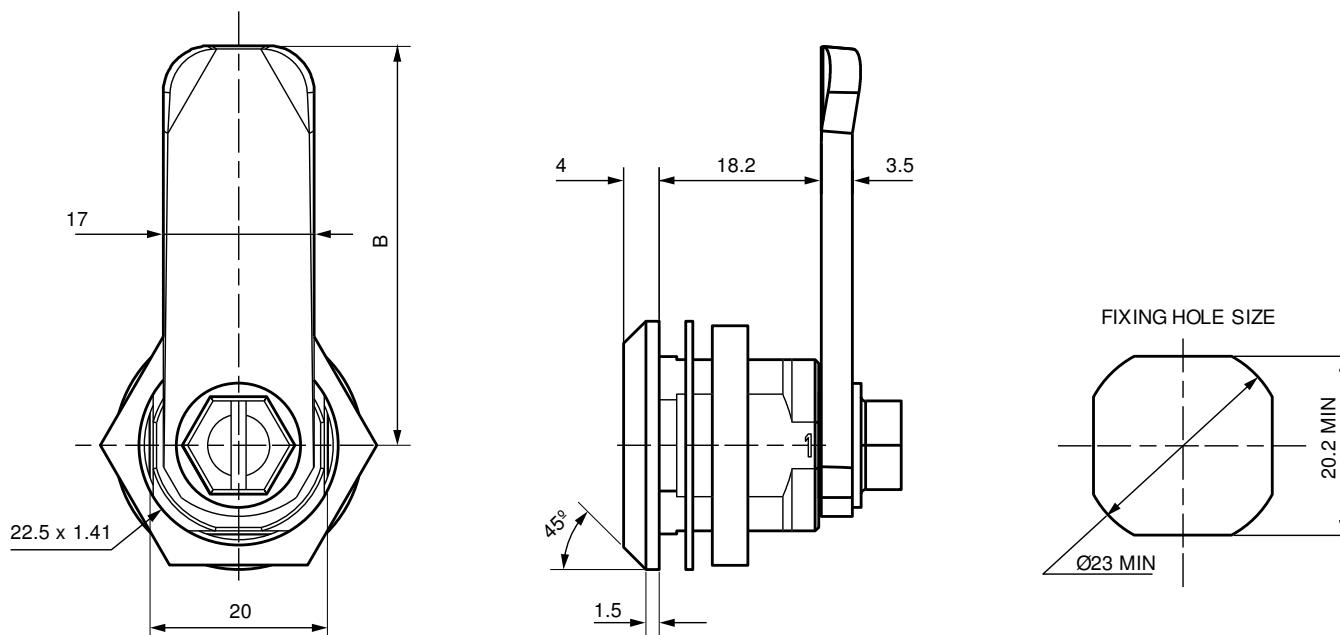
A 18.2mm Tool Operated Water Resistant Camlock F600 available in Bright Chrome. This lock is **IP65 rated** making it ideal for use on outdoor applications such as **Enclosures** and **Postal**.

- **Standard movements:** 90°
- **Standard finish:** Bright chrome
- **Panel thickness:** 11mm
- **Fixing hole shape:** Squared

## Options

| SKU  | Key Series | Combinations | Body Length | Head Width | Head Height | Head Depth | Max Panel Thickness | Housing Fixing | Finish        |
|------|------------|--------------|-------------|------------|-------------|------------|---------------------|----------------|---------------|
| F600 |            |              | 18.2        | 28         | 28          | 4          | 11                  | Nut fixing     | Bright Chrome |

## Technical Drawing



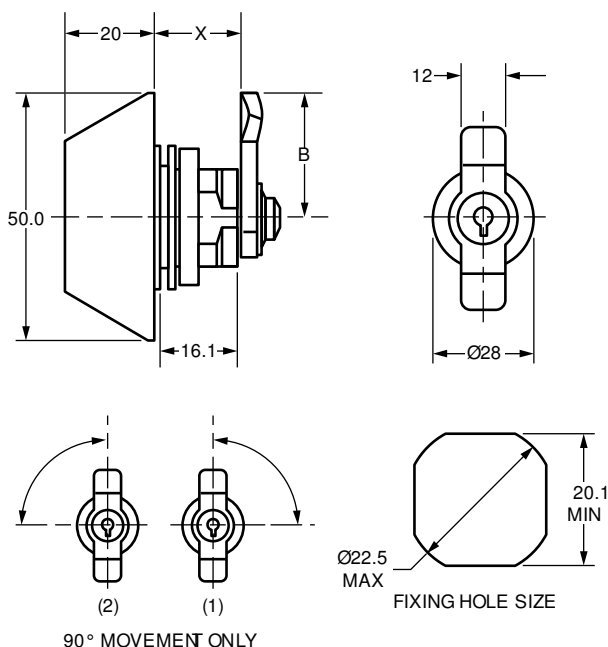
**16.1mm Wing Handle 0025**
**Product Description**


A 16.1mm Water Resistant Wing Handle 0025 available in Bright Chrome or Epoxy. Each lock is supplied complete with a 0.3mm thick nitrile head gasket and is **IP65 rated** making it ideal for outdoor applications such as garage doors and postal boxes.

- **Standard movements:** 1, 2
- **Lock Combinations:** 200-500 (refer to sales dept.)
- **Standard finish:** Bright chrome, epoxy
- **Fixing hole shape:** Squared
- **M Keyed system** supplied to order only
- **Comprehensive range of Cams and Accessories available:** See [Technical Information](#)

**Options**

| SKU  | Key Series | Combinations | Body Length | Head Width | Head Height | Head Depth | Max Panel Thickness | Lock Type   |
|------|------------|--------------|-------------|------------|-------------|------------|---------------------|-------------|
| 0025 | 92 M       | 200          | 16.1        | 28         | 50          | 20         |                     | Locking     |
| 0026 |            |              | 16.1        | 28         | 50          | 20         |                     | Non-Locking |
| 0032 | A/E        |              | 16.1        | 28         | 50          | 20         |                     | Locking     |
| 0033 | C/Y        |              | 16.1        | 28         | 50          | 20         |                     | Locking     |
| 0034 | C/Y        |              | 16.1        | 28         | 50          | 20         |                     | Locking     |
| 0035 | 93EM       | 500          | 16.1        | 28         | 50          | 20         |                     | Locking     |
| 0036 | 93EM       | 500          | 16.1        | 28         | 50          | 20         |                     | Locking     |
| 0037 | A/E        |              | 16.1        | 28         | 50          | 20         |                     | Locking     |

**Technical Drawing**


## 13.2mm Wing Handle B90

## Product Description



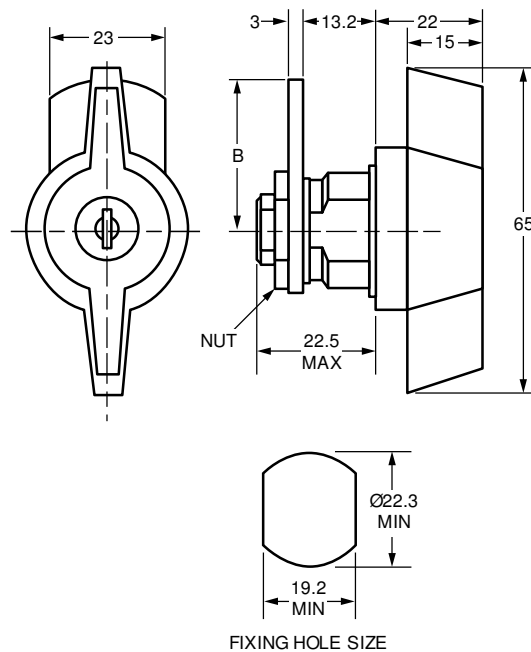
A 13.2mm Water Resistant Wing Handle B90 available in Black or Grey Plastic. This handle is supplied with waterproof seals to prevent the ingress of water so is ideal for applications such as **Enclosures** and **Postal**.

- **Standard movements:** 3
- **Lock Combinations:** Refer to sales dept.
- **Standard finish:** Grey or black plastic
- **Fixing hole shape:** Double D
- **Dimension 'B' Specification:** See [Cams](#)

## Options

| SKU | Key Series | Combinations | Body Length | Head Width | Head Height | Head Depth | Max Panel Thickness | Lock Type   | Movement |
|-----|------------|--------------|-------------|------------|-------------|------------|---------------------|-------------|----------|
| B90 | C + Y      |              | 13.2        | 0          | 65          | 15         |                     | Locking     | 3        |
| B91 | C + Y      |              | 13.2        | 0          | 65          | 15         |                     | Non-Locking | 3        |
| B92 | C + Y      |              | 13.2        | 0          | 65          | 15         |                     | Fixed       | 3        |

## Technical Drawing



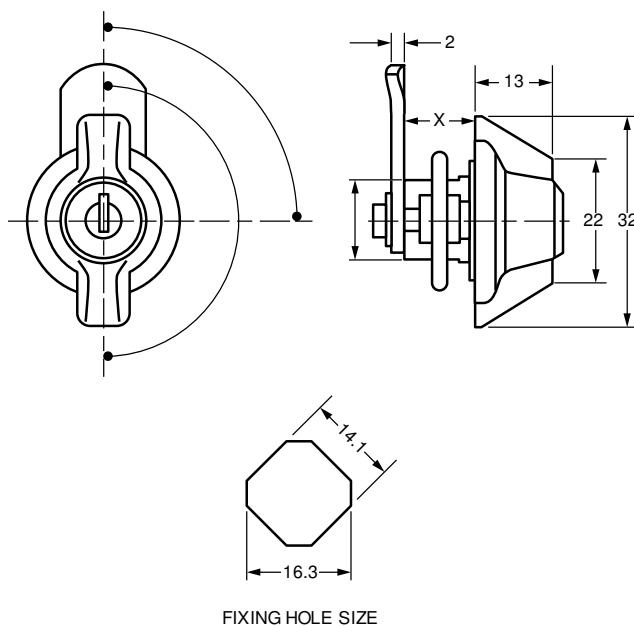
**13-24mm Wing Handle B675**
**Product Description**


A 13-24mm Water Resistant Wing Handle B675 available in Black Epoxy with a Nickel Barrel. This handle is **IP65 rated** and is supplied with waterproof seals to prevent the ingress of water, so is ideal for applications such as **Enclosures** and **Postal**.

- **Standard movements:** 1
- **Lock Combinations:** 20-200 (refer to sales dept.)
- **Standard finish:** Black epoxy, Nickel barrel
- **Fixing hole shape:** Squared
- **M** Keyed system supplied to order only

**Options**

| SKU  | Key Series | Combinations | Body Length | Head Width | Head Height | Head Depth | Max Panel Thickness | Housing Fixing | Movement | Finish      | Lock Type   |
|------|------------|--------------|-------------|------------|-------------|------------|---------------------|----------------|----------|-------------|-------------|
| B603 | SPECIAL    | 20           | 13.5        | 0          | 32          | 13         |                     | Nut fixing     | 1        | Black Epoxy | Locking     |
| B675 | SPECIAL    | On Request   | 13.5        | 0          | 32          | 13         |                     | Nut fixing     | 1        | Black Epoxy | Locking     |
| B701 |            |              | 13.5        | 0          | 32          | 13         |                     | Nut fixing     | -        | Black Epoxy | Non-Locking |
| B864 | 800 M      | 200          | 13          | 0          | 32          | 13         |                     | Nut fixing     | 1        | Black Epoxy | Locking     |
| C520 | 800 M      | 200          | 24          | 0          | 32          | 13         |                     | Nut fixing     | 1        | Black Epoxy | Locking     |

**Technical Drawing**


## 13mm Wing Handle B937

## Product Description



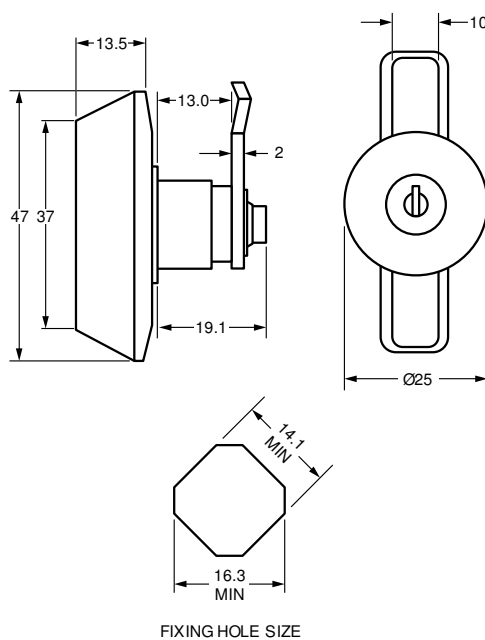
A 13mm Water Resistant Wing Handle B937 available in Black Plastic. Each lock is **IP65 rated** and supplied with a water resistant seal making it ideal for applications such as **Enclosures** and **Postal**.

- **Standard movements:** 3 (key), 1 (handle)
- **Lock Combinations:** 20-500
- **Standard finish:** Black plastic
- **Fixing hole shape:** Squared
- **M** Keyed system supplied to order only

## Options

| SKU  | Key Series | Combinations | Body Length | Head Width | Head Height | Head Depth | Max Panel Thickness | Handle Movement | Movement | Finish        | Housing Fixing |
|------|------------|--------------|-------------|------------|-------------|------------|---------------------|-----------------|----------|---------------|----------------|
| B937 | SPECIAL    | 20           | 13.5        | 25         | 47          | 13.5       |                     | 1               | 3        | Black Plastic | Nut fixing     |
| B965 | 800 M      | 200          | 13.5        | 25         | 47          | 13.5       |                     | 1               | 3        | Black Plastic | Nut fixing     |
| B973 | 31 M       | 500          | 13.5        | 25         | 47          | 13.5       |                     | 1               | 3        | Black Plastic | Nut fixing     |

## Technical Drawing



## 18mm Wing Handle F585

## Product Description



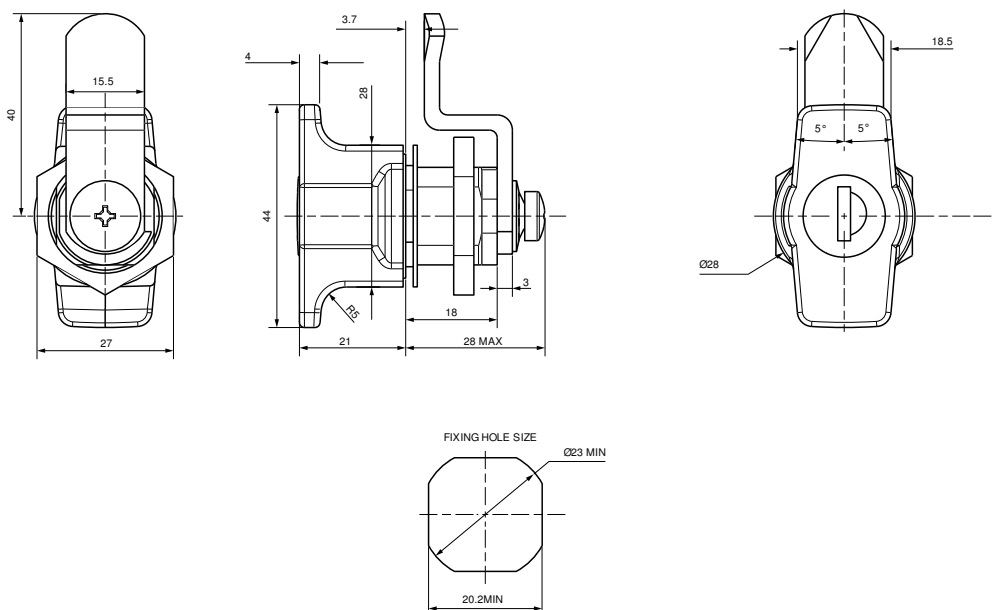
A 18mm Water Resistant Wing Handle F585 available in Bright Chrome. This turning handle meets the IP65 **waterproof lock standards** and so is ideal for applications such as **Enclosures** and **Postal**.

- **Standard movements:** Barrel 180°, Handle 90°
- **Lock Combinations:** 500
- **Standard finish:** Bright chrome
- **Fixing hole shape:** Squared
- **M** Keyed system supplied to order only

## Options

| SKU  | Key Series | Combinations | Body Length | Head Width | Head Height | Head Depth | Max Panel Thickness | Finish        | Housing Fixing |
|------|------------|--------------|-------------|------------|-------------|------------|---------------------|---------------|----------------|
| F585 | 9000 M     | 500          | 18          | 0          | 0           | 21         | 10.5                | Bright Chrome | Nut fixing     |

## Technical Drawing



## 14.2mm Wing Handle F744

## Product Description



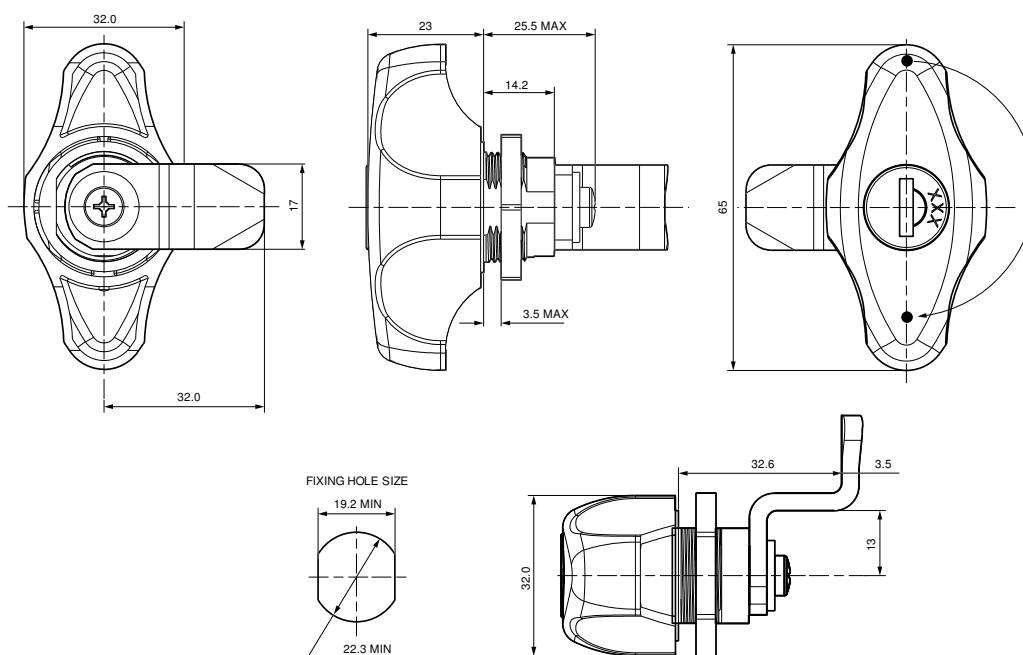
A 14.2mm Water Resistant Wing Handle F744 available in Black Plastic. This handle is ideal for applications such as Enclosures and Postal.

- **Standard movements:** 180°
- **Lock Combinations:** 500 (9000 series); contact sales dept for A.C.E.Y series
- **Standard finish:** Black plastic
- **Fixing hole shape:** Double D

## Options

| SKU            | Key Series | Combinations       | Body Length | Head Width | Head Height | Head Depth | Max Panel Thickness | Lock Type   | Finish        | Housing Fixing |
|----------------|------------|--------------------|-------------|------------|-------------|------------|---------------------|-------------|---------------|----------------|
| F744           |            |                    | 14.2        | 0          | 0           | 23         | 3.5                 | Non-Locking | Black Plastic | Nut fixing     |
| F744 (9000)    | 9000 M     | 500                | 14.2        | 0          | 0           | 23         | 3.5                 | Locking     | Black Plastic | Nut fixing     |
| F744 (A.C.E.Y) | ACEY       | Contact Sales Dept | 14.2        | 0          | 0           | 23         | 3.5                 | Locking     | Black Plastic | Nut fixing     |

## Technical Drawing





## 16.1mm L Handle 0023

## Product Description



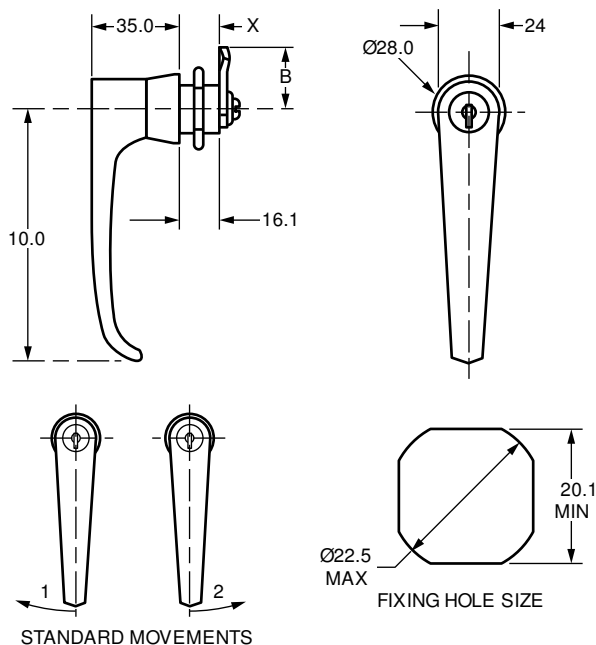
A 16.1mm Water Resistant L Handle 0023 available in Bright Chrome and Epoxy. Each lock is supplied complete with a 0.3mm thick nitrile head gasket and is **IP65 rated** making it ideal for outdoor applications such as garage doors and postal boxes.

- **Standard movements:** 1, 2
- **Lock Combinations:** 200
- **Standard finish:** Bright chrome, epoxy
- **Fixing hole shape:** Squared
- **M Keyed system** supplied to order only
- **Comprehensive range of Cams and Accessories available:** See [Technical Information](#)

## Options

| SKU  | Key Series | Combinations | Body Length | Head Width | Head Height | Head Depth | Max Panel Thickness | Lock Type   |
|------|------------|--------------|-------------|------------|-------------|------------|---------------------|-------------|
| 0023 | 92 M       | 200          | 16.1        | 24         | 113         | 35         |                     | Locking     |
| 0024 |            |              | 16.1        | 24         | 113         | 35         |                     | Non-Locking |

## Technical Drawing



**9-11mm L Handle B72**
**Product Description**

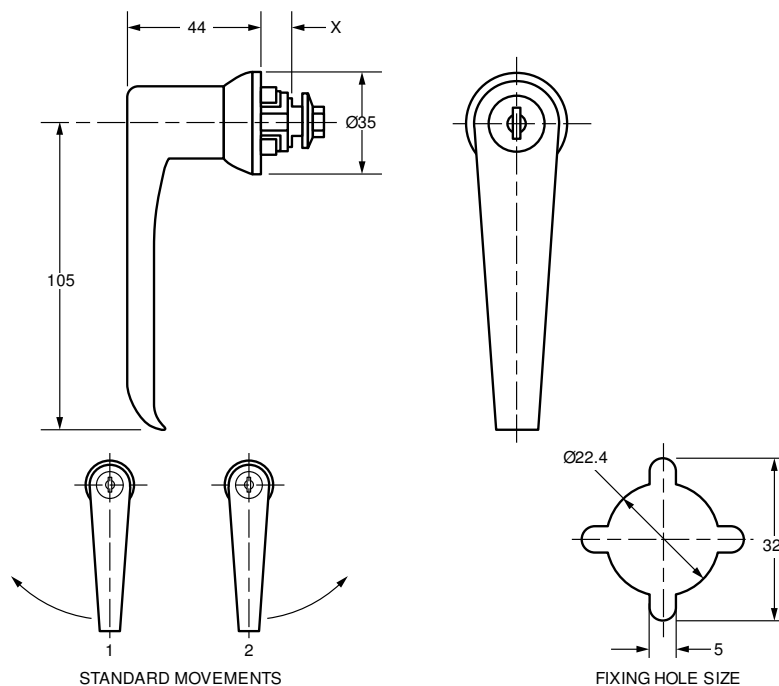

A 9-11mm Water Resistant L Handle B72 in Bright Chrome. This handle is **IP65 rated** making it ideal for applications such as garage doors, **Enclosures** and **Postal**.

- **Standard movements:** 1, 2
- **Lock Combinations:** Refer to sales dept.
- **Standard finish:** Bright chrome (1697 with dust cover)
- **Fixing hole shape:** Special (see technical drawing)
- **Standards:** NF.C. 20010 April 1977 IPF 55 (French)
- **Comprehensive range of Cams available:** See [Technical Information](#)

An O ring prevents water from penetrating into the application through the lock mechanism. It is essential for the customer to fit a sealing ring between the head of the lock and the door of the application.

**Options**

| SKU  | Key Series      | Combinations | Body Length | Head Width | Head Height | Head Depth | Max Panel Thickness | Lock Type   | Finish        | Cap        |
|------|-----------------|--------------|-------------|------------|-------------|------------|---------------------|-------------|---------------|------------|
| 1692 | 9000            | 500          | 9           | 35         | 122.5       | 44         |                     | Locking     | Bright Chrome | -          |
| 1697 | 9000            | 500          | 9           | 35         | 122.5       | 44         |                     | Locking     | Bright Chrome | Dust Cover |
| B72  | A + E           |              | 9           | 35         | 122.5       | 44         |                     | Locking     | Bright Chrome | -          |
| B85  | C               |              | 9           | 35         | 122.5       | 44         |                     | Locking     | Bright Chrome | -          |
| B86  | A + E           |              | 11          | 35         | 122.5       | 44         |                     | Locking     | Bright Chrome | -          |
| F13  | 6.5 Triangle    |              | 11          | 35         | 122.5       | 44         |                     | Locking     | Bright Chrome | -          |
| F239 |                 |              | 11          | 35         | 122.5       | 44         |                     | Non-Locking | Bright Chrome | -          |
| F26  | 3mm Double Barb |              | 11          | 35         | 122.5       | 44         |                     | Locking     | Bright Chrome | -          |

**Technical Drawing**


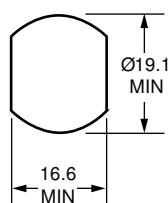
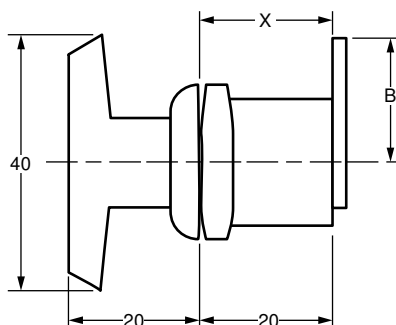
**20mm Mini T Handle 2609**
**Product Description**


A 20mm Mini Water Resistant T Handle 2609 in Black PPC or Bright Chrome. This mini handle is **IP65 rated** making it ideal for applications such as **Postal** and **Enclosures**.

- **Standard movements:** 3, 4
- **Lock Combinations:** 100
- **Standard finish:** Black PPC, bright chrome
- **Fixing hole shape:** Double D
- **Comprehensive range of Accessories available:** See [Technical Information](#)

**Options**

| SKU  | Key Series | Combinations | Body Length | Head Width | Head Height | Head Depth | Max Panel Thickness | Handle     | Lock Type   |
|------|------------|--------------|-------------|------------|-------------|------------|---------------------|------------|-------------|
| 2609 | 800 D/E    | 100          | 20          | 0          | 40          | 20         |                     | Single Cam | Locking     |
| 2630 |            |              | 20          | 0          | 40          | 20         |                     | Single Cam | Non-Locking |

**Technical Drawing**


FIXING HOLE SIZE

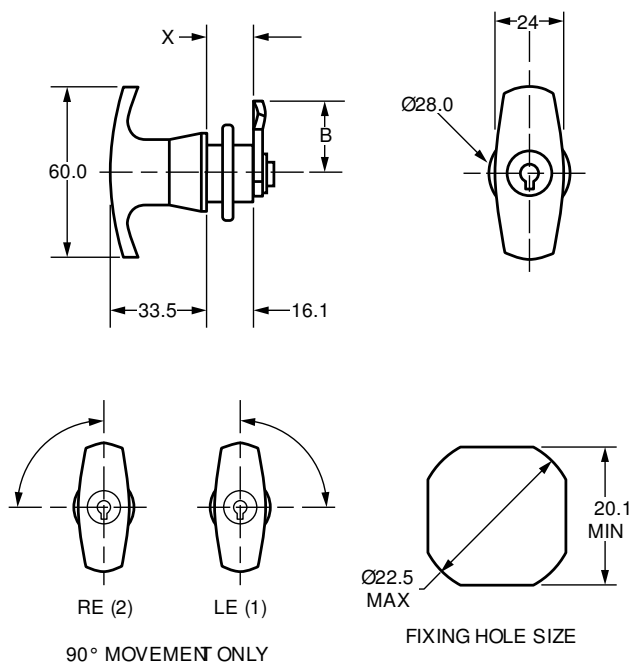
**16.6mm T Handle 0021**
**Product Description**


A 16.6mm Water Resistant L Handle 0021 available in Bright Chrome and Epoxy. Each lock is supplied complete with a 0.3mm thick nitrile head gasket and is **IP65 rated** making it ideal for outdoor applications such as garage doors and postal boxes.

- **Standard movements:** 1, 2
- **Lock Combinations:** 200
- **Standard finish:** Bright chrome, epoxy
- **Fixing hole shape:** Squared
- **M Keyed system** supplied to order only
- **Comprehensive range of Cams and Accessories available:** See [Technical Information](#)

**Options**

| SKU  | Key Series | Combinations | Body Length | Head Width | Head Height | Head Depth | Max Panel Thickness | Lock Type   |
|------|------------|--------------|-------------|------------|-------------|------------|---------------------|-------------|
| 0021 | 92 M       | 200          | 16.1        | 24         | 60          | 33.5       |                     | Locking     |
| 0022 |            |              | 16.1        | 24         | 60          | 33.5       |                     | Non-Locking |

**Technical Drawing**


## Combination Lock A199

## Product Description



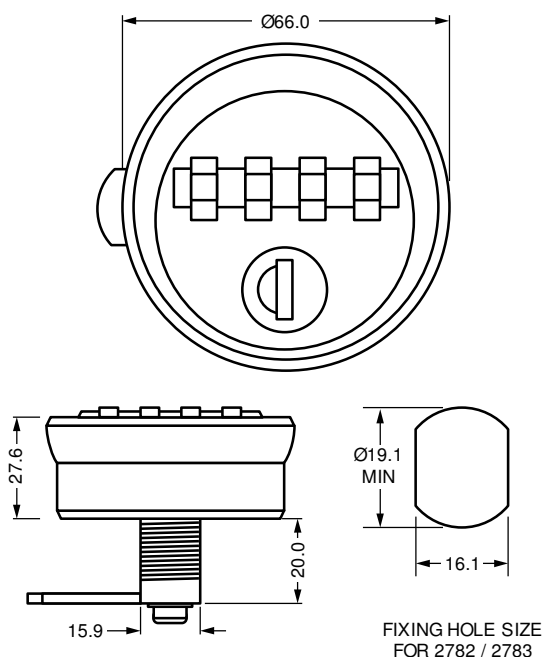
An intuitive mechanical combination lock A199 with industry standard panel piercing allowing retro - fitting to existing installations. The lock allows the end user to set and change their own 4-digit entry code and has a simple key override which also allows a manager to discover the code in use. A unique switch on the rear of the lock allows it to be set for left or right hand operation reducing stock and cost. This makes it ideal for various applications including **Lockers** and **Metal Office Furniture**.

- **Number of codes:** 10,000
- **Standard finish:** Nickel plated housing, soft touch collar, stainless steel face plate
- **Panel thickness:** 12mm
- **Standard movement:** 01, 02 (setting for left or right hinged doors via switch on the back of the lock)
- Override key available on request
- Comprehensive range of cams available – please contact the sales department
- Code changeable

## Options

| SKU  | Key Series | Combinations | Body Length | Head Width | Head Height | Head Depth | Max Panel Thickness |
|------|------------|--------------|-------------|------------|-------------|------------|---------------------|
| A142 | n/a        | 9999         | 20          | 66         | 66          | 27.6       | 12.0                |
| A199 | n/a        | 9999         | 20          | 66         | 66          | 27.6       | 12.0                |

## Technical Drawing



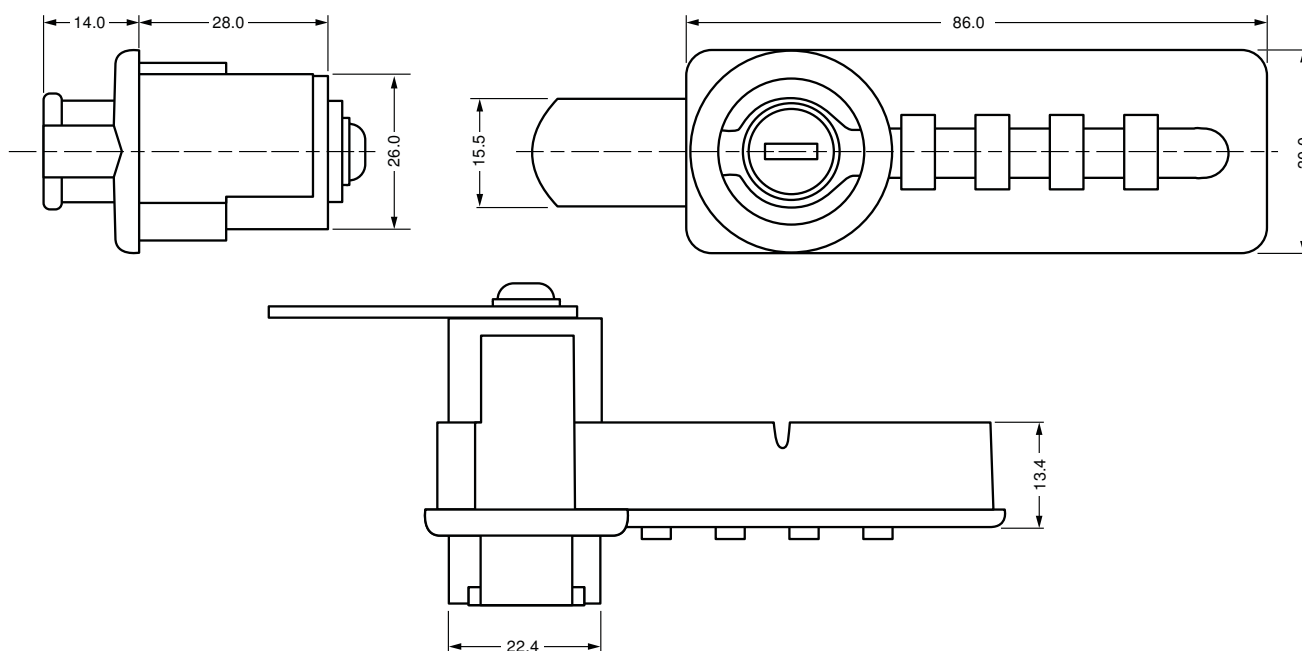
**Combination Lock A152**
**Product Description**


A combination lock A152 available in black or silver. With 10,000 unique code combinations and automatic code scrambling on entry to protect the user code from being viewed by a third party. The end user can set and change their own 4-digit entry code and the lock also has a simple key override which allows a manager to discover the code in use. Available in left and right hand versions this lock is ideal for many applications including **Medical** and **Metal Office Furniture**.

- **Lock Combinations:** 10,000
- **Standard finish:** Black, silver (mazak lock housing and knob)
- **Panel thickness:** 0.5-22mm
- **Maximum axial load on lock:** 30kg
- **Cam thickness:** 2.0mm, 2.5mm and 3.0mm
- **Lock fixing:** 2 x M3 screws
- Automatic code scrambling by lock operation
- Codefinding and emergency opening via master key
- Right-hand and left-hand versions
- Surface or built-in mounting
- For cam piercing nr.7
- Suitable for indoor use only (no IP-protection)
- Cam retained in closed position

**Options**

| SKU   | Key Series | Combinations | Body Length | Head Width | Head Height | Head Depth | Max Panel Thickness |
|-------|------------|--------------|-------------|------------|-------------|------------|---------------------|
| A1472 |            |              | 28          | 86         | 30          | 86         | 22.0                |
| A1473 |            |              | 28          | 86         | 30          | 86         | 10.0                |
| A1474 |            |              | 28          | 86         | 30          | 86         | 10.0                |
| A152  | n/a        | 9999         | 28          | 86         | 30          | 86         | 22.0                |

**Technical Drawing**


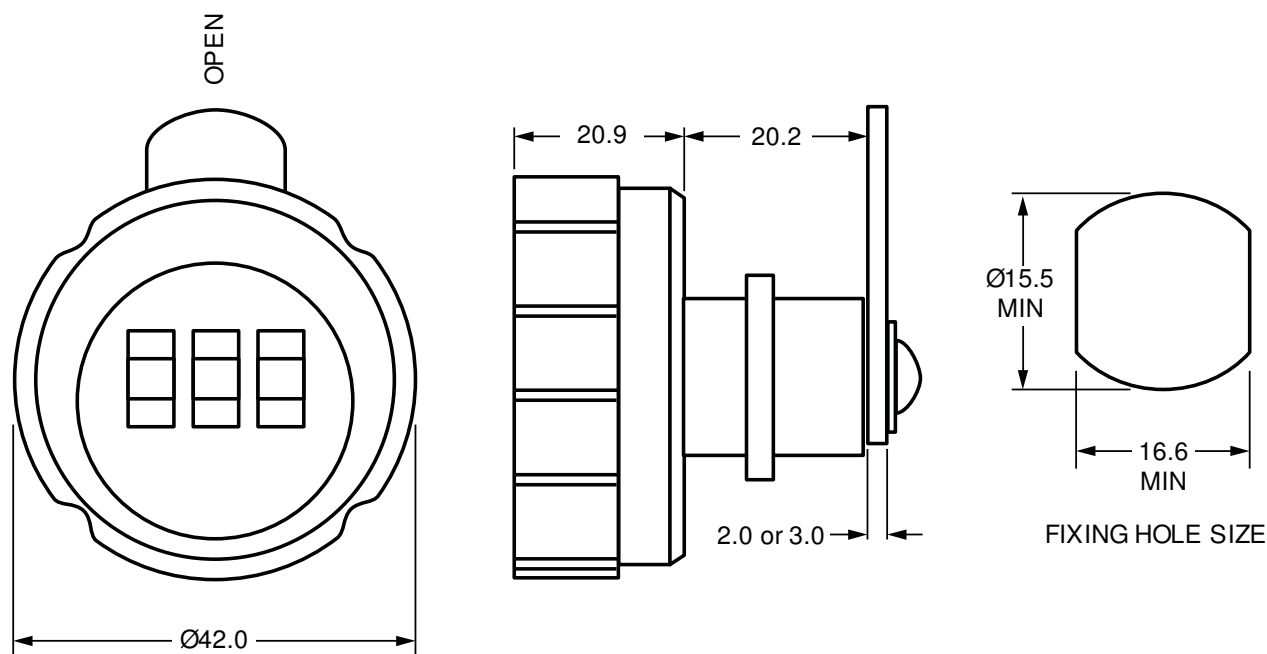
**Combination Lock A151**
**Product Description**


A compact 3 - digit mechanical combination lock A151 available with a robust plastic lock body. With simple code changes and code functions, this lock is ideal for numerous applications such as **Enclosures** and **Metal and Wooden Office Furniture** and eliminates the need for a key.

- **Number of codes:** 1,000
- **Standard finish:** housing made of mazak, lock body made of robust plastic
- **Cam fixing:** self-tapping torx screw
- **Lock fixing:** nut (maximum panel thickness 12mm)
- **Standard piercing hole:** 19.1mm x 16.1mm
- **Cam thickness:** 2 and 3mm
- Right-hinged doors only
- Code changeable
- For cam piercing nr. 7

**Options**

| SKU  | Key Series | Combinations | Body Length | Head Width | Head Height | Head Depth | Max Panel Thickness | Housing Fixing |
|------|------------|--------------|-------------|------------|-------------|------------|---------------------|----------------|
| A151 |            |              | 20.2        | 42         | 42          | 20.9       |                     | Nut fixing     |

**Technical Drawing**


## Combination Lock 2800

## Product Description



A 4 wheel combination lock featuring up to 10,000 unique combinations and an innovative code finding function which allows emergency access in the event of lost or forgotten codes. A simple button also allows the user to set their own pin code and change it at any time. The high quality powder coated finish ensures maximum protection and is available in a range of custom colours, along with the standard silver, white and black. Fitting is made easy by the industry footprint. With a robust design, range of options and simplicity of use the 2800 is suitable for a broad range of applications including lockers and office furniture.

User and Installation Guides can be found on our [Downloads](#) page.

- Zinc Die - Cast construction
- 4 Wheel Combination (10,000 Codes)
- Code finding feature (10 Disc barrel with shutter cap)
- Code changing function - only accesible in the un-locked position
- Powder coated finish
- Body - black as standard
- Face - white, silver or black as standard
- Other colours are available on request
- Diameter - 56 x 28mm (protrudes from door frame)
- Nut fixing - 3/4" - 27 UN x 20mm long (15.9mm A/F)
- Cam fixing - 8mm Sq. with M4 thread
- Epoxy logo badge (customer logo available on request)

## Options

| SKU  | Key Series | Combinations | Body Length | Head Width | Head Height | Head Depth | Max Panel Thickness | Cam Fixing |
|------|------------|--------------|-------------|------------|-------------|------------|---------------------|------------|
| 2800 |            | 10000        | 20          | 56         | 56          | 28         |                     | Screw      |



B997

Product Description



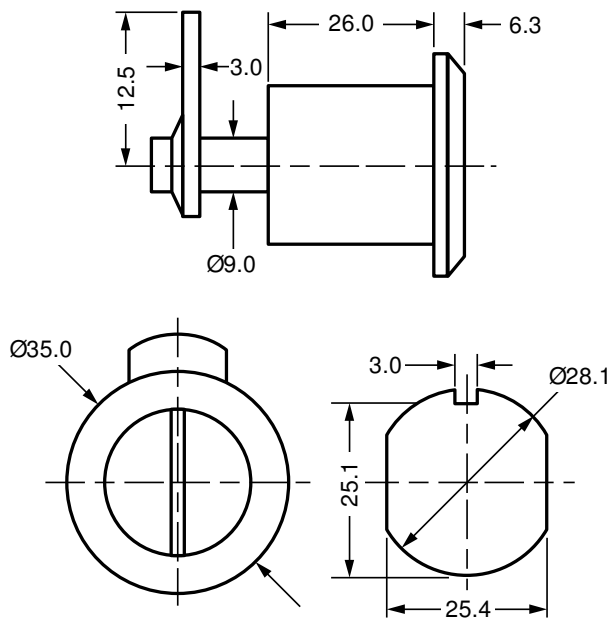
26.0mm Push Lock

- Standard movements: 3
- Lock Combinations: 2,000
- Standard finish: Bright chrome
- Fixing hole shape: Double D with notch (see technical drawing for specifics)
- Equipped with a shutter

Options

| SKU  | Key Series | Combinations | Body Length | Head Width | Head Height | Head Depth | Max Panel Thickness | Finish        | Movement | Housing Fixing |
|------|------------|--------------|-------------|------------|-------------|------------|---------------------|---------------|----------|----------------|
| B997 | 45-47 M    | 2,000        | 26          | 35         | 35          | 6.3        |                     | Bright Chrome | 3        | Nut fixing     |

Technical Drawing



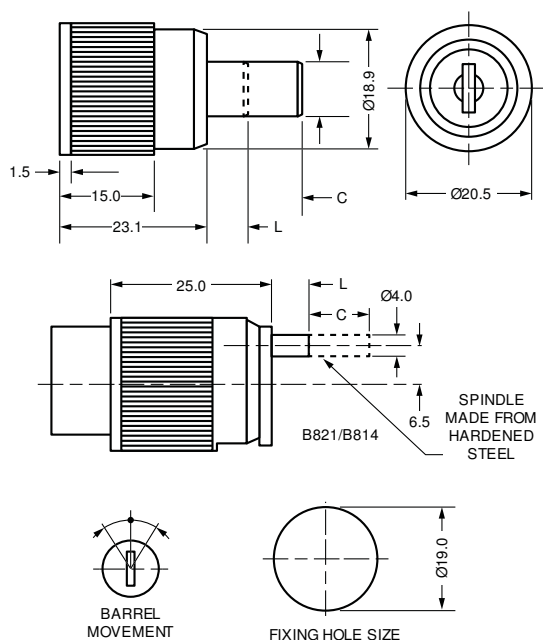
**B216**
**Product Description**

**23.1mm Push-In Lock**

- **Standard movements:** 48° CW & ACW
- **Lock Combinations:** 200
- **Standard finish:** Bright nickel
- **Fixing hole shape:** Round
- **M** Keyed system supplied to order only
- B249 nozzle projects 3mm in closed position
- B821 offered with a double stroke

**Options**

| SKU  | Key Series | Combinations | Body Length | Head Width | Head Height | Head Depth | Max Panel Thickness | Lock Type | Finish        |
|------|------------|--------------|-------------|------------|-------------|------------|---------------------|-----------|---------------|
| B216 | 800 M      | 200          | 0           | 20.5       | 20.5        | 23.1       |                     | Locking   | Bright Nickel |
| B217 | 800 M      | 200          | 0           | 20.5       | 20.5        | 23.1       |                     | Locking   | Bright Nickel |
| B228 | 800 M      | 200          | 0           | 20.5       | 20.5        | 23.1       |                     | Locking   | Bright Nickel |
| B249 | 800 M      | 200          | 0           | 20.5       | 20.5        | 23.1       |                     | Locking   | Bright Nickel |
| B251 | 800 M      | 200          | 0           | 20.5       | 20.5        | 23.1       |                     | Locking   | Bright Nickel |
| B399 | 800 M      | 200          | 0           | 20.5       | 20.5        | 23.1       |                     | Locking   | Bright Nickel |
| B814 | 800 M      | 200          | 0           | 20.5       | 20.5        | 25         |                     | Locking   | Bright Nickel |
| B821 | 800 M      | 200          | 0           | 20.5       | 20.5        | 25         |                     | Locking   | Bright Nickel |

**Technical Drawing**


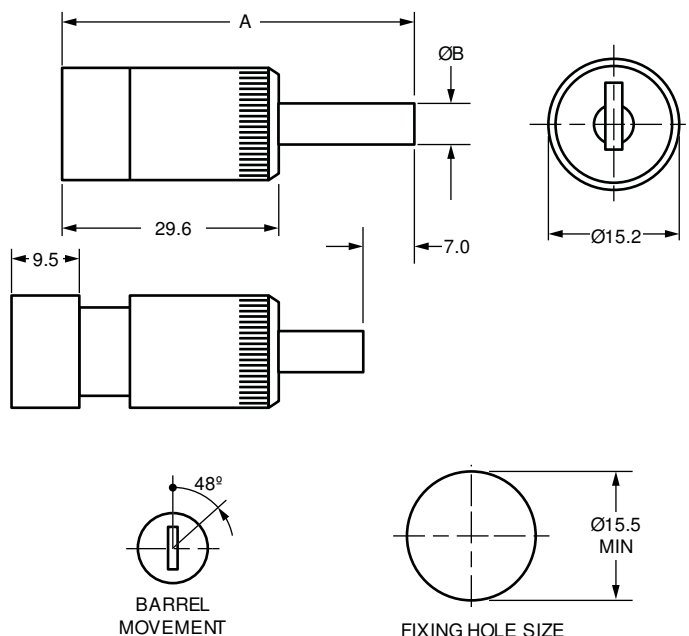
**B351**
**Product Description**

**29.6mm Push-In Lock**

- **Standard movements:** 48° CW & ACW
- **Lock Combinations:** 200
- **Standard finish:** Bright nickel
- **Fixing hole shape:** Round
- **M** Keyed system supplied to order only
- B249 nozzle projects 3mm in closed position
- B821 offered with a double stroke

**Options**

| SKU  | Key Series | Combinations | Body Length | Head Width | Head Height | Head Depth | Max Panel Thickness | Lock Type | Finish        |
|------|------------|--------------|-------------|------------|-------------|------------|---------------------|-----------|---------------|
| B293 | 2D         | 200          | 29.6        | 15.2       | 15.2        | 29.6       |                     | Locking   | Bright Nickel |
| B351 | 2D         | 200          | 29.6        | 15.2       | 15.2        | 29.6       |                     | Locking   | Bright Nickel |
| B361 | 2D         | 200          | 29.6        | 15.2       | 15.2        | 29.6       |                     | Locking   | Bright Nickel |
| B444 | 2D         | 200          | 29.6        | 15.2       | 15.2        | 29.6       |                     | Locking   | Bright Nickel |
| B518 | 2D         | 200          | 29.6        | 15.2       | 15.2        | 29.6       |                     | Locking   | Bright Nickel |
| B629 | 2D         | 200          | 29.6        | 15.2       | 15.2        | 29.6       |                     | Locking   | Bright Nickel |
| B805 | 800 M      | 200          | 29.6        | 15.2       | 15.2        | 29.6       |                     | Locking   | Bright Nickel |

**Technical Drawing**


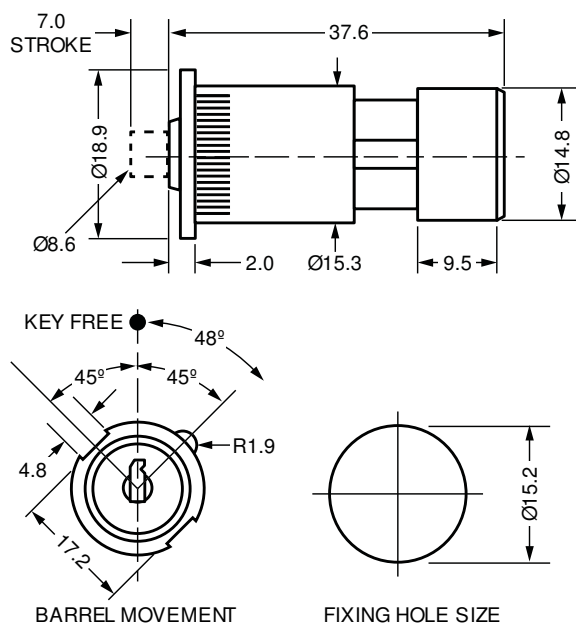
## Product Description

37.6mm Push To Lock

- **Standard movements:** See diagram
- **Lock Combinations:** 200
- **Standard finish:** Bright chrome
- **Fixing hole shape:** Round
- **Locking bolt stroke length:** 7mm

| SKU  | Key Series | Combinations | Body Length | Head Width | Head Height | Head Depth | Head Thickness | Finish        | Lock Type |
|------|------------|--------------|-------------|------------|-------------|------------|----------------|---------------|-----------|
| B325 | 2D         | 200          | 37.6        | 14.8       | 14.8        | 37.6       |                | Bright Nickel | Locking   |

## Technical Drawing



B257



Product Description

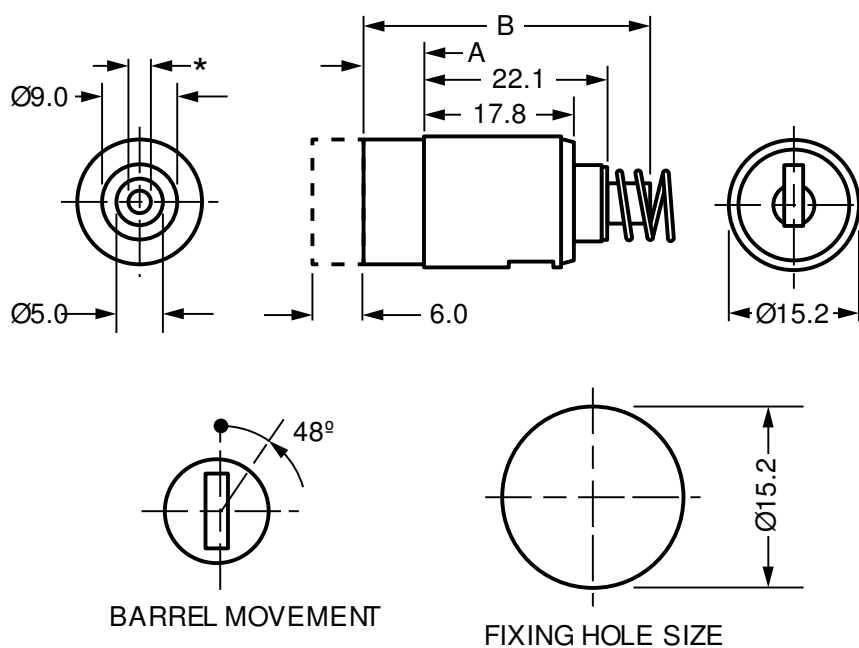
17.8mm Push To Lock

- Lock Combinations: 200
- Standard finish: Bright nickel
- Fixing hole shape: Round
- Locking bolt stroke length: 6mm

Options

| SKU   | Key Series | Combinations | Body Length | Head Width | Head Height | Head Depth | Max Panel Thickness | Finish        | Lock Type |
|-------|------------|--------------|-------------|------------|-------------|------------|---------------------|---------------|-----------|
| B257  | 2D         | 200          | 0           | 15.2       | 15.2        | 22.1       |                     | Bright Nickel | Locking   |
| B513  | 2D         | 200          | 0           | 15.2       | 15.2        | 22.1       |                     | Bright Nickel | Locking   |
| B526* | 2D         | 200          | 0           | 15.2       | 15.2        | 22.1       |                     | Bright Nickel | Locking   |
| B557  | 2D         | 200          | 0           | 15.2       | 15.2        | 22.1       |                     | Bright Chrome | Locking   |
| B630  | 2D         | 200          | 0           | 15.2       | 15.2        | 22.1       |                     | Bright Nickel | Locking   |

Technical Drawing



B458

Product Description



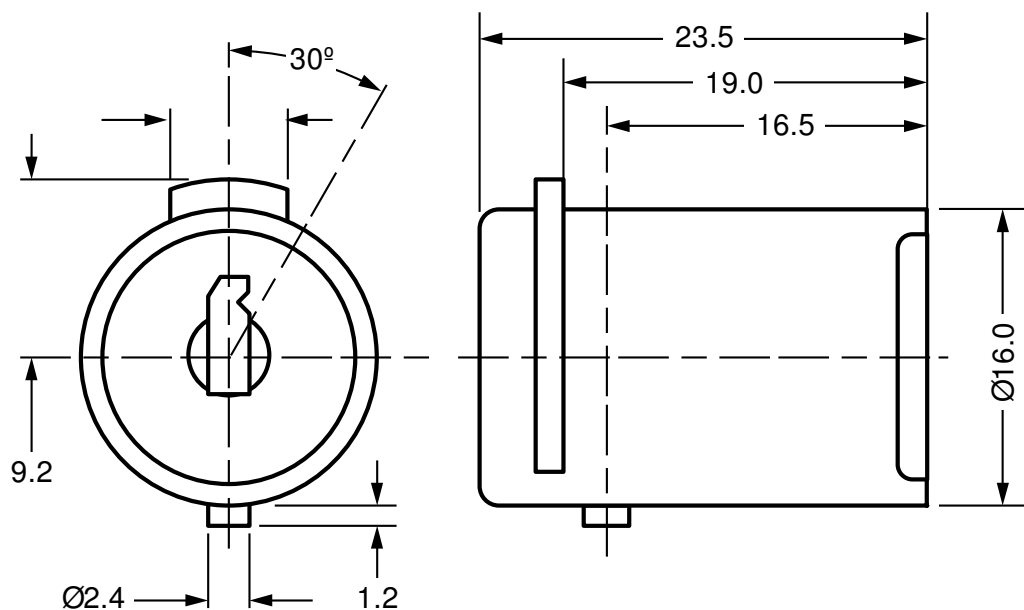
16.5mm Push To Lock

- **Standard movements:** See diagram
- **Lock Combinations:** 200
- **Standard finish:** Bright chrome
- **Fixing hole shape:** Round
- **7.2mm push to lock stroke**

Options

| SKU  | Key Series | Combinations | Body Length | Head Width | Head Height | Head Depth | Max Panel Thickness | Finish        |
|------|------------|--------------|-------------|------------|-------------|------------|---------------------|---------------|
| B458 | 2D         | 200          | 19          | 16         | 16          | 23.5       |                     | Bright Chrome |


Technical Drawing



0502

Product Description

32mm Push To Lock

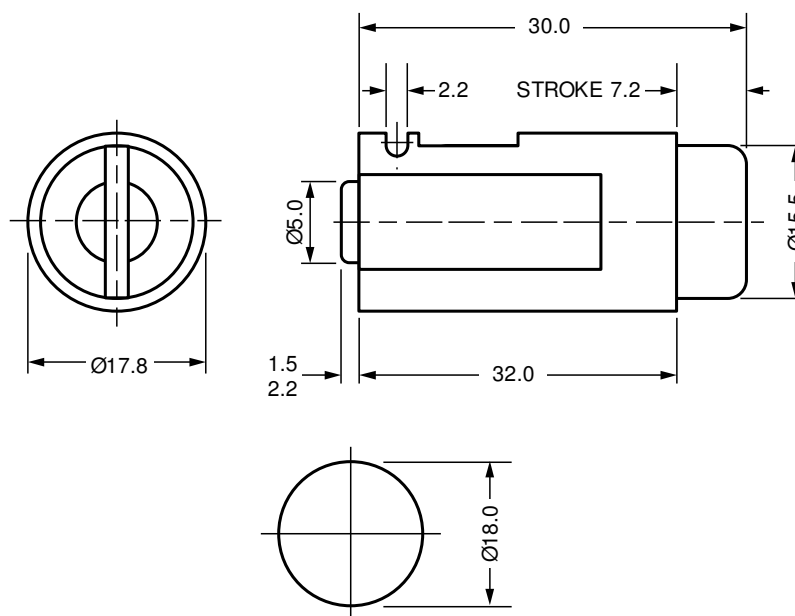
- Standard movements: 2
- Lock Combinations: 200
- Standard finish: Chrome plate
- Fixing hole shape: Round
-  M Keyed system supplied to order only




Options

| SKU  | Key Series | Combinations | Body Length | Head Width | Head Height | Head Depth | Max Panel Thickness | Finish       | Movement |
|------|------------|--------------|-------------|------------|-------------|------------|---------------------|--------------|----------|
| 0502 | 93T M      | 200          | 0           | 17.8       | 17.8        | 0          |                     | Chrome Plate | 2        |

Technical Drawing

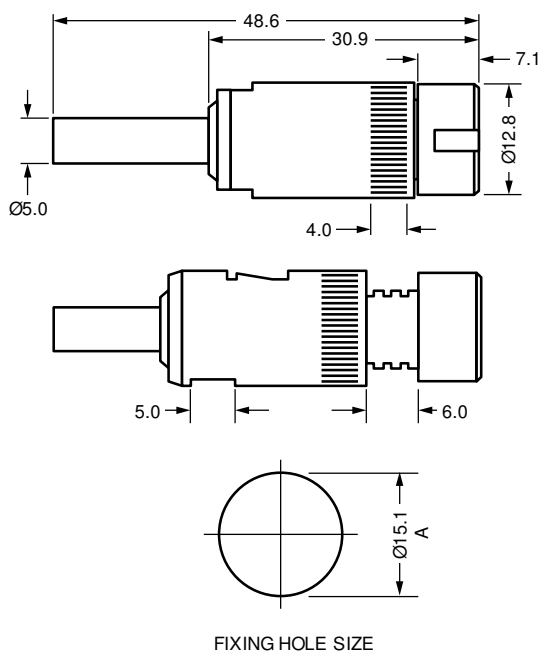


FIXING HOLE SIZE


| C156  | Product Description   |
|---|---|
|  | <b>30.9mm Push lock</b>   |
|   | <ul style="list-style-type: none"> <li>● Lock Combinations: 500</li> <li>● Standard finish: Nickel plated</li> <li>● Fixing hole shape: Round</li> <li>● M Keyed system supplied to order only</li> <li>● Stroke length: 6mm</li> </ul> |

| Options |            |              |             |            |             |            |                     |               |
|---------|------------|--------------|-------------|------------|-------------|------------|---------------------|---------------|
| SKU     | Key Series | Combinations | Body Length | Head Width | Head Height | Head Depth | Max Panel Thickness | Finish        |
| C156    | 66 M       | 500          | 0           | 12.8       | 12.8        | 30.9       |                     | Nickel Plated |

### Technical Drawing

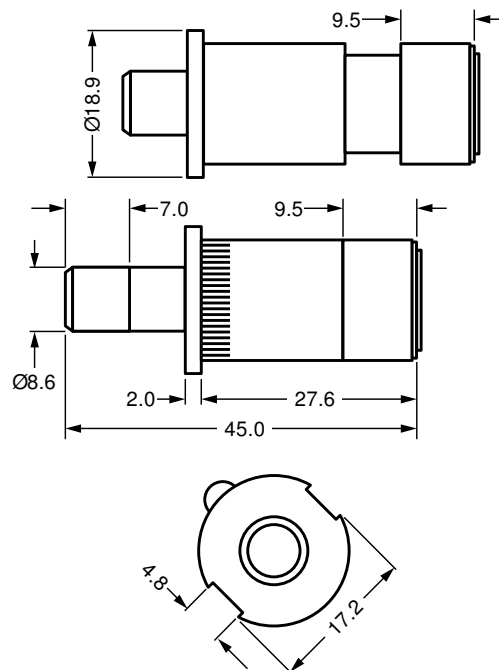




| C511  | Product Description  |
|---|--|
|  | <b>27.6mm Push Lock</b>  |
|   | <ul style="list-style-type: none"> <li>● Lock Combinations: 200</li> <li>● Standard finish: Nickel plated</li> <li>● Stroke length: 7mm</li> </ul> |

| Options |            |              |             |            |             |            |                     |               |
|---------|------------|--------------|-------------|------------|-------------|------------|---------------------|---------------|
| SKU     | Key Series | Combinations | Body Length | Head Width | Head Height | Head Depth | Max Panel Thickness | Finish        |
| C511    | 2D         | 200          | 27.6        | 14.8       | 14.8        | 27.6       |                     | Nickel Plated |

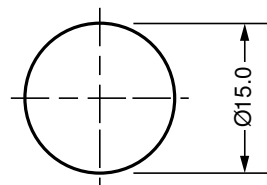
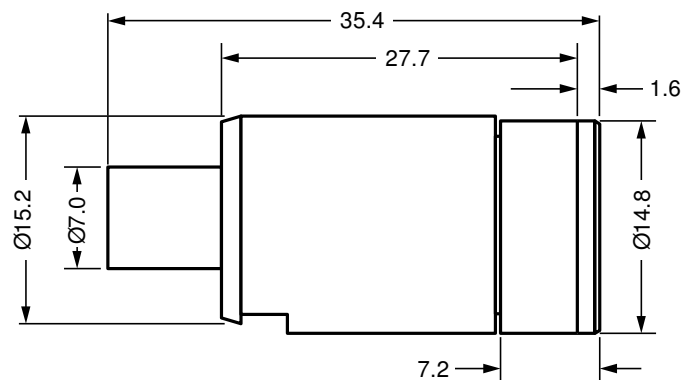
### Technical Drawing



| C516  | Product Description   |
|---|---|
|  | <b>27.7mm Push Lock</b>   |
|   | <ul style="list-style-type: none"> <li>● Lock Combinations: 500</li> <li>● Standard finish: Nickel plated</li> <li>● Fixing hole shape: Round</li> <li>● M Keyed system supplied to order only</li> <li>● Stroke length: 7mm</li> </ul> |

| Options |            |              |             |            |             |            |                     |               |
|---------|------------|--------------|-------------|------------|-------------|------------|---------------------|---------------|
| SKU     | Key Series | Combinations | Body Length | Head Width | Head Height | Head Depth | Max Panel Thickness | Finish        |
| C516    | 55 M       | 500          | 27.7        | 14.8       | 14.8        | 27.7       |                     | Nickel Plated |

### Technical Drawing



FIXING HOLE SIZE

B776

Product Description



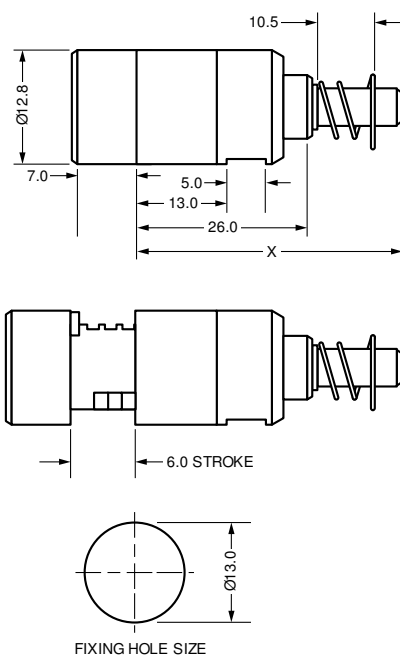
26mm Push Lock

- Lock Combinations: 1-500
- Standard finish: Nickel
- Fixing hole shape: Round
- M Keyed system supplied to order only
- Stroke length: 6mm

Options

| SKU  | Key Series | Combinations | Body Length | Head Width | Head Height | Head Depth | Max Panel Thickness | Finish | Total Movement |
|------|------------|--------------|-------------|------------|-------------|------------|---------------------|--------|----------------|
| B776 | 2D         | 1*           | 33          | 12.8       | 12.8        | 0          |                     | Nickel | 45°            |
| B843 | 31 M       | 500          | 33          | 12.8       | 12.8        | 0          |                     | Nickel | 45°            |
| B957 | 2D         | 1*           | 33          | 12.8       | 12.8        | 0          |                     | Nickel | 45°            |

Technical Drawing



## 27mm Sliding Door Lock B799



## Product Description

A 27mm Sliding Door Lock B799 in Nickel. All of these locks are equipped with a shutter and require a key to lock. This makes them ideal for use on furniture such as cabinets and cupboards.

- **Lock Combinations:** 200
- **Standard finish:** Nickel
- **Fixing hole shape:** Round with screw fixing (see technical drawing)
- **Lock bolt length 'X' and Stroke:** See table below (DETAILS)
- **Bolt diameter:** 10mm
- **Rosette to suit:** 7002401

### Specific Lock Details:

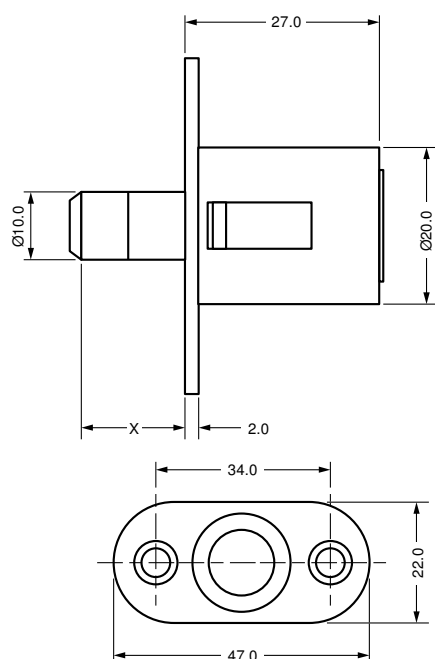
- **B799:** key trapped in closed position
- **B831: and B926:** key free in open and closed positions
- **B926:** inside housing protrudes 2mm in closed position
- **B926:** threaded spindle M5

| X      | Stroke |      |
|--------|--------|------|
| 6mm    | 12     | B799 |
| 12.7mm | 12     | B831 |
| 10.7mm | 10     | B926 |

## Options

| SKU  | Key Series | Combinations | Body Length | Head Width | Head Height | Head Depth | Max Panel Thickness | Finish |
|------|------------|--------------|-------------|------------|-------------|------------|---------------------|--------|
| B799 | 89         | 200          | 27          | 22         | 22          | 27         |                     | Nickel |
| B831 | 89         | 200          | 27          | 22         | 22          | 27         |                     | Nickel |
| B926 | 89         | 200          | 27          | 22         | 22          | 27         |                     | Nickel |

## Technical Drawing



B376

Product Description



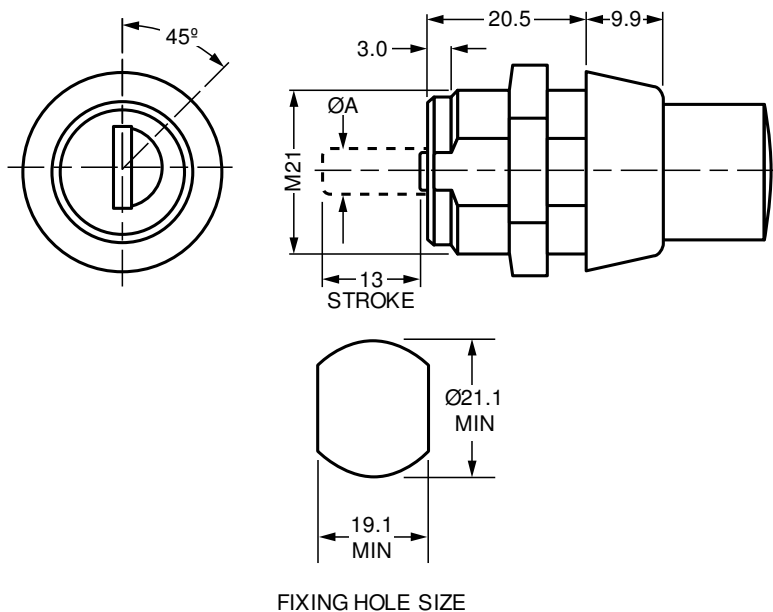
20.5mm PushTo Lock

- Lock Combinations: 200
- Standard finish: Bright nickel
- Fixing hole shape: Double D
- Stroke length: 13mm B620 key to lock

Options

| SKU  | Key Series | Combinations | Body Length | Head Width | Head Height | Head Depth | Max Panel Thickness | Version   | Finish        | Housing Fixing |
|------|------------|--------------|-------------|------------|-------------|------------|---------------------|-----------|---------------|----------------|
| B376 | 89         | 200          | 20.5        | 0          | 0           | 9.9        |                     | Shuttered | Bright Nickel | Nut fixing     |
| B620 | 89         | 200          | 20.5        | 0          | 0           | 9.9        |                     | Shuttered | Bright Nickel | Nut fixing     |
| B640 | 89         | 200          | 20.5        | 0          | 0           | 9.9        |                     | Standard  | Bright Nickel | Nut fixing     |
| B888 | 89         | 200          | 20.5        | 0          | 0           | 9.9        |                     | Shuttered | Bright Nickel | Nut fixing     |

Technical Drawing




FIXING HOLE SIZE

**32.85mm Push In Lock D021**
**Product Description**



A 32.85mm Push In Lock D021 available in Nickel. This lock automatically returns the key to the locked position and is ideal for use in Window Handles.

● **M** – Master Key System is supplied to order only.

| Key Series           | Lock Combinations | Standard Movements   | Key Combinations     | Max Panel Thickness | Milling 'X' | Panel Fixing | Key Head Shape | Lock Finish (electroplated coating) |
|----------------------|-------------------|--|----------------------|---------------------|-------------|--------------|----------------|-------------------------------------|
| 6000<br>Double entry | 200               | 12  - clockwise | KTP;<br>KTD;<br>KTDS | -                   | -           | Pressed      | -              | 7 - nickel                          |

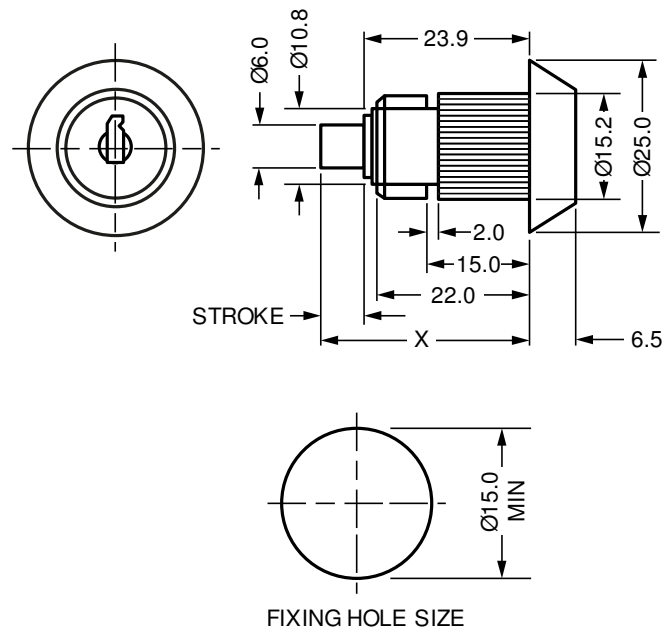
**Options**

| SKU  | Key Series        | Combinations | Body Length | Head Width | Head Height | Head Depth | Max Panel Thickness |
|------|-------------------|--------------|-------------|------------|-------------|------------|---------------------|
| D021 | 6000 Double Entry | 200          | 32.85       | 12.7       | 12.7        | 0          |                     |

| B466  | Product Description  |
|---|--|
|  | <p>22mm Turn To Lock</p> <ul style="list-style-type: none"> <li>● Standard movements: 3</li> <li>● Lock Combinations: 200</li> <li>● Standard finish: Bright chrome</li> <li>● Fixing hole shape: Round</li> <li>● Stroke length: B466 6mm, B490 &amp; B588 7mm</li> </ul> |

| Options |            |              |             |            |             |            |                     |               |          |
|---------|------------|--------------|-------------|------------|-------------|------------|---------------------|---------------|----------|
| SKU     | Key Series | Combinations | Body Length | Head Width | Head Height | Head Depth | Max Panel Thickness | Finish        | Movement |
| B466    | 2D         | 200          | 23.9        | 25         | 25          | 6.5        |                     | Bright Chrome | 3        |
| B490    | 2D         | 200          | 23.9        | 25         | 25          | 6.5        |                     | Bright Chrome | 3        |
| B588    | 2D         | 200          | 23.9        | 25         | 25          | 6.5        |                     | Bright Chrome | 3        |

### Technical Drawing



## B602

## Product Description



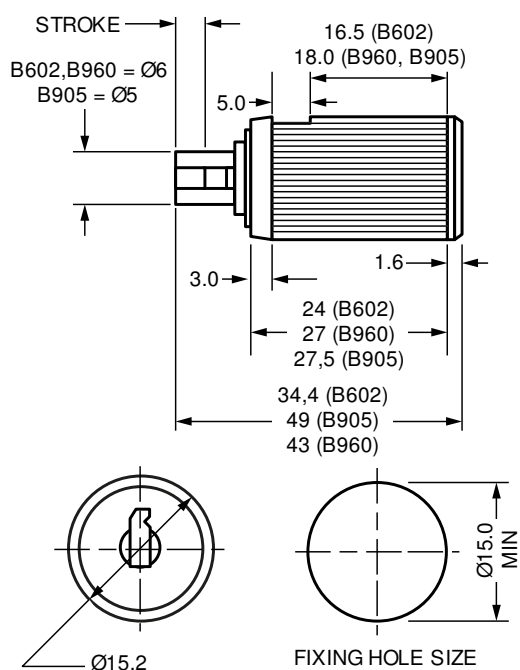
### 24-27.5mm Turn To Lock

- Standard movements: 3
- Lock Combinations: 200-500
- Standard finish: Bright nickel
- Fixing hole shape: Round
- M Keyed system supplied to order only
- Stroke length: B602 3mm, B960 7mm, B905 6mm

## Options

| SKU  | Key Series | Combinations | Body Length | Head Width | Head Height | Head Depth | Max Panel Thickness | Finish        | Movement |
|------|------------|--------------|-------------|------------|-------------|------------|---------------------|---------------|----------|
| B602 | 22D        | 200          | 24          | 15.15      | 15.15       | 24         |                     | Bright Nickel | 3        |
| B905 | 31 M       | 500          | 27.5        | 15.15      | 15.15       | 27.5       |                     | Bright Nickel | 3        |
| B960 | 2D         | 200          | 27          | 15.15      | 15.15       | 27         |                     | Bright Nickel | 3        |

## Technical Drawing





B430

Product Description



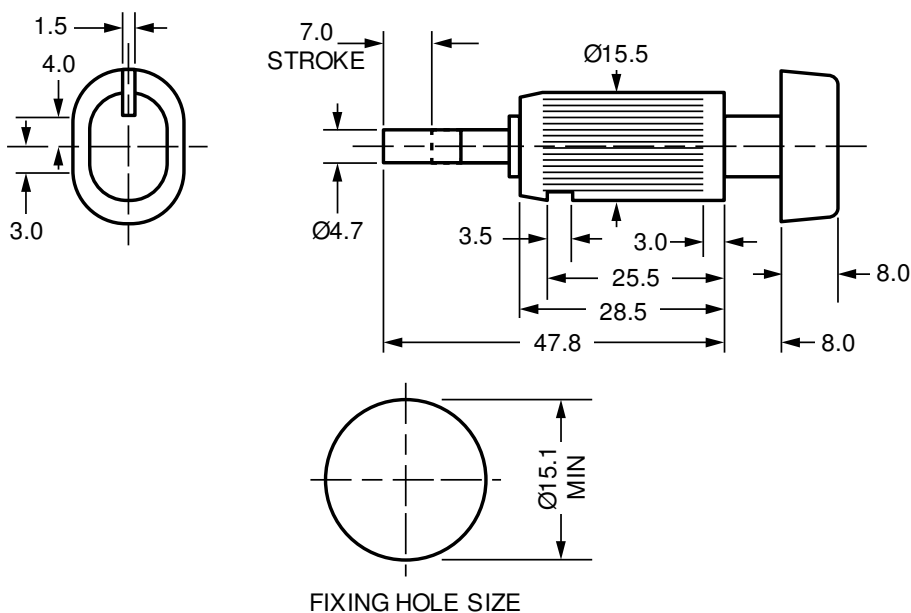
28.5mm Turning Knob


- Standard movements: 3, 4
- Standard finish: Nickel
- Fixing hole shape: Round
- Stroke length: 7mm

Options

| SKU  | Key Series | Combinations | Body Length | Head Width | Head Height | Head Depth | Max Panel Thickness | Lock Type   | Finish        |
|------|------------|--------------|-------------|------------|-------------|------------|---------------------|-------------|---------------|
| B430 |            |              | 44.5        | 0          | 0           | 16         |                     | Non-Locking | Bright Nickel |

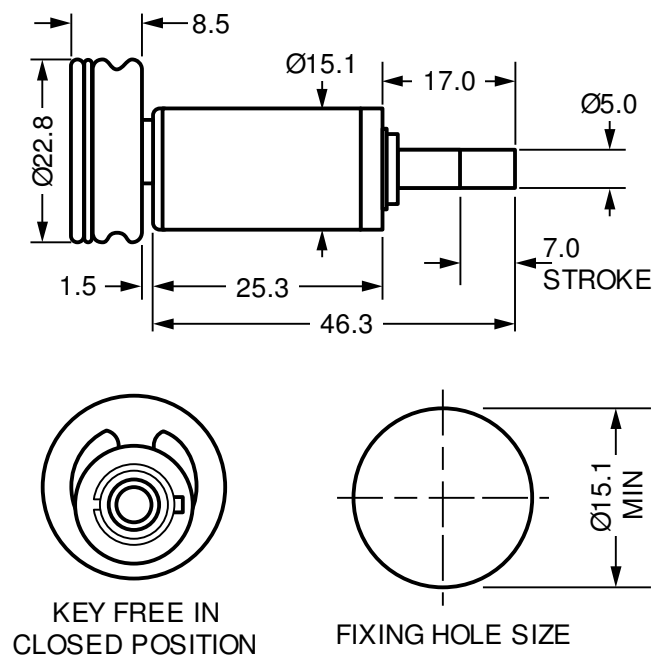
Technical Drawing




| B395  | Product Description   |
|---|---|
|  | <p><b>25.3mm Turning Lock</b></p> <ul style="list-style-type: none"> <li>● <b>Lock Combinations:</b> 200</li> <li>● <b>Standard finish:</b> Bright nickel</li> <li>● <b>Fixing hole shape:</b> Round</li> <li>● <b>Cylinder equipped with dust cover</b></li> </ul> |

| Options |            |              |             |            |             |            |                     |            |               |           |
|---------|------------|--------------|-------------|------------|-------------|------------|---------------------|------------|---------------|-----------|
| SKU     | Key Series | Combinations | Body Length | Head Width | Head Height | Head Depth | Max Panel Thickness | Cap        | Finish        | Lock Type |
| B395    | 2D         | 200          | 33.8        | 22.8       | 22.8        | 8.5        |                     | Dust Cover | Bright Nickel | Locking   |

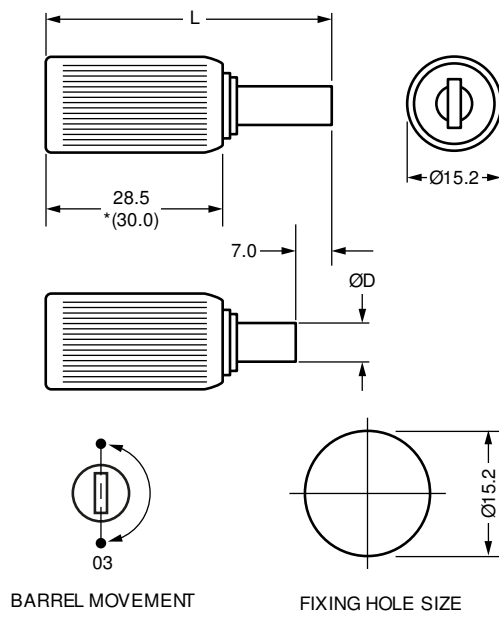
### Technical Drawing



| B258  | Product Description  |
|---|--|
|  | <b>28.5-30mm Turn To Lock</b> <ul style="list-style-type: none"> <li>● <b>Standard movements:</b> 3</li> <li>● <b>Lock Combinations:</b> 200</li> <li>● <b>Standard finish:</b> Bright nickel</li> <li>● <b>Fixing hole shape:</b> Round</li> <li>● <b>Stroke length:</b> 7mm</li> </ul> |

| Options |            |              |             |            |             |            |                     |               |           |          |
|---------|------------|--------------|-------------|------------|-------------|------------|---------------------|---------------|-----------|----------|
| SKU     | Key Series | Combinations | Body Length | Head Width | Head Height | Head Depth | Max Panel Thickness | Finish        | Lock Type | Movement |
| B258    | 2D         | 200          | 28.5        | 15.2       | 15.2        | 28.5       |                     | Bright Nickel | Locking   | 3        |
| B342    | 2D         | 200          | 28.5        | 15.2       | 15.2        | 28.5       |                     | Bright Nickel | Locking   | 3        |
| B343    | 2D         | 200          | 28.5        | 15.2       | 15.2        | 28.5       |                     | Bright Nickel | Locking   | 3        |
| B352*   | 2D         | 200          | 30          | 15.2       | 15.2        | 30         |                     | Bright Nickel | Locking   | 3        |
| B353*   | 2D         | 200          | 30          | 15.2       | 15.2        | 30         |                     | Bright Nickel | Locking   | 3        |
| B354    | 2D         | 200          | 28.5        | 15.2       | 15.2        | 28.5       |                     | Bright Nickel | Locking   | 4        |
| B355    | 2D         | 200          | 28.5        | 15.2       | 15.2        | 28.5       |                     | Bright Nickel | Locking   | 3        |
| B362*   | 2D         | 200          | 30          | 15.2       | 15.2        | 30         |                     | Bright Nickel | Locking   | 3        |
| B435    | 2D         | 200          | 28.5        | 15.2       | 15.2        | 28.5       |                     | Bright Nickel | Locking   | 3        |
| B473    | 2D         | 200          | 28.5        | 15.2       | 15.2        | 28.5       |                     | Bright Nickel | Locking   | 3        |
| B479*   | 2D         | 200          | 30          | 15.2       | 15.2        | 30         |                     | Bright Nickel | Locking   | 3        |
| B481*   | 2D         | 200          | 30          | 15.2       | 15.2        | 30         |                     | Bright Nickel | Locking   | 3        |
| B485    | 2D         | 200          | 28.5        | 15.2       | 15.2        | 28.5       |                     | Bright Nickel | Locking   | 3        |
| B638    | 2D         | 200          | 28.5        | 15.2       | 15.2        | 28.5       |                     | Bright Nickel | Locking   | -        |

| Technical Drawing      |
|------------------------|
| Technical drawing area |



B460

Product Description



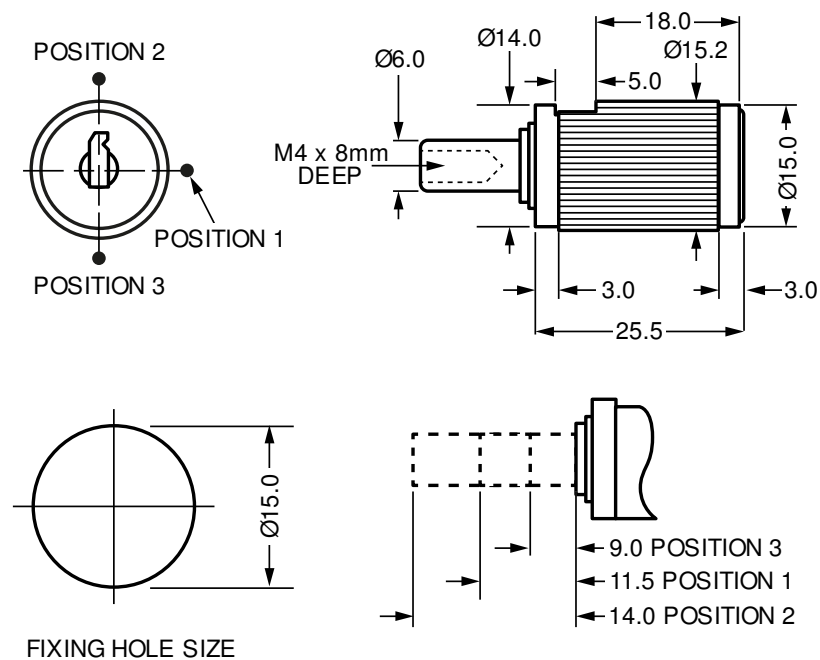
25.5mm Turn To Lock

- Standard movements: 1, 2, 3
- Lock Combinations: 50
- Standard finish: Bright nickel
- Fixing hole shape: Round

Options

| SKU  | Key Series | Combinations | Body Length | Head Width | Head Height | Head Depth | Max Panel Thickness | Finish        | Lock Type |
|------|------------|--------------|-------------|------------|-------------|------------|---------------------|---------------|-----------|
| B460 | 1D         | 50           | 25.5        | 15         | 15          | 25.5       |                     | Bright Nickel | Locking   |

Technical Drawing



B737

Product Description



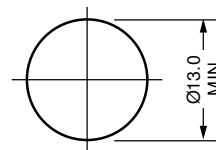
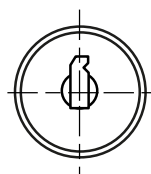
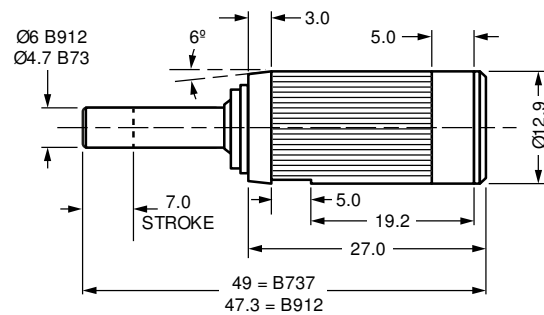
27mm Turn To Lock

- Standard movements: 3
- Lock Combinations: 50-500
- Standard finish: Bright nickel
- Fixing hole shape: Round
- M Keyed system supplied to order only
- Stroke length: 7mm

Options

| SKU  | Key Series | Combinations | Body Length | Head Width | Head Height | Head Depth | Max Panel Thickness | Finish        | Movement |
|------|------------|--------------|-------------|------------|-------------|------------|---------------------|---------------|----------|
| B737 | 1D         | 50           | 27          | 12.9       | 12.9        | 27         |                     | Bright Nickel | 3        |
| B912 | 31 M       | 500          | 27          | 12.9       | 12.9        | 27         |                     | Bright Nickel | 3        |

Technical Drawing



FIXING HOLE SIZE

B796

Product Description



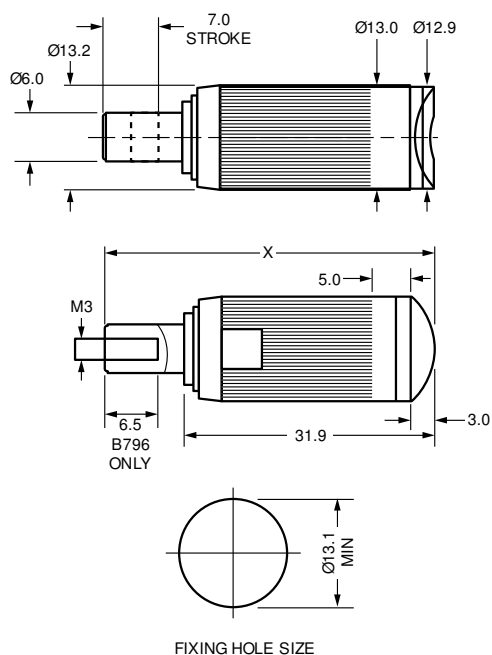
31.9mm Turn To Lock

- **Standard movements:** 3 (B851), 12 (B796)
- **Lock Combinations:** 200
- **Standard finish:** Bright nickel
- **Fixing hole shape:** Round
- **M Keyed system** supplied to order only
- **Stroke length:** 7mm

Options

| SKU  | Key Series | Combinations | Body Length | Head Width | Head Height | Head Depth | Max Panel Thickness | Movement | Finish        |
|------|------------|--------------|-------------|------------|-------------|------------|---------------------|----------|---------------|
| B796 | 800 M      | 200          | 31.9        | 13         | 13          | 3          |                     | 12       | Bright Nickel |
| B851 | 800 M      | 200          | 31.9        | 13         | 13          | 3          |                     | 3        | Bright Nickel |

Technical Drawing



B708

Product Description



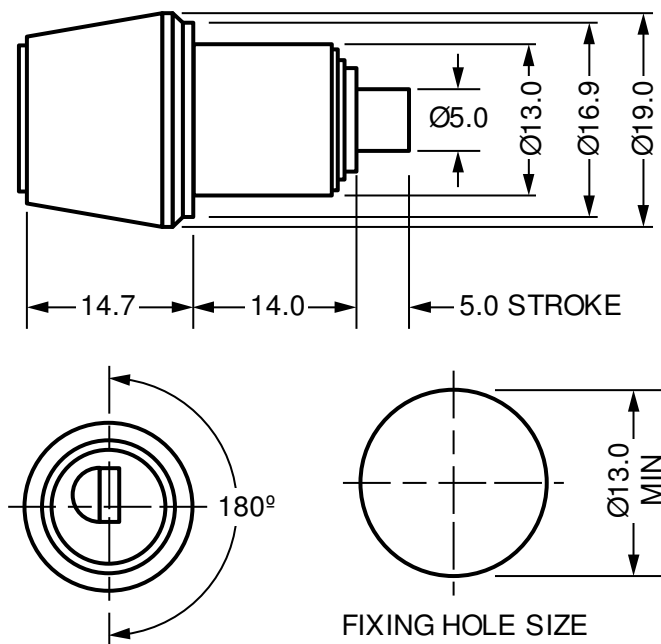
14mm Turn To Lock

- Standard movements: 3
- Lock Combinations: 200
- Standard finish: Bright nickel
- Fixing hole shape: Round
- Stroke length: 5mm
- Cylinder equipped with a dust cover

Options

| SKU  | Key Series | Combinations | Body Length | Head Width | Head Height | Head Depth | Max Panel Thickness | Cap        | Finish        |
|------|------------|--------------|-------------|------------|-------------|------------|---------------------|------------|---------------|
| B708 | 2D         | 200          | 14          | 19         | 19          | 14.7       |                     | Dust Cover | Bright Nickel |

Technical Drawing





B756

#### Product Description

##### 27mm Turn To Lock

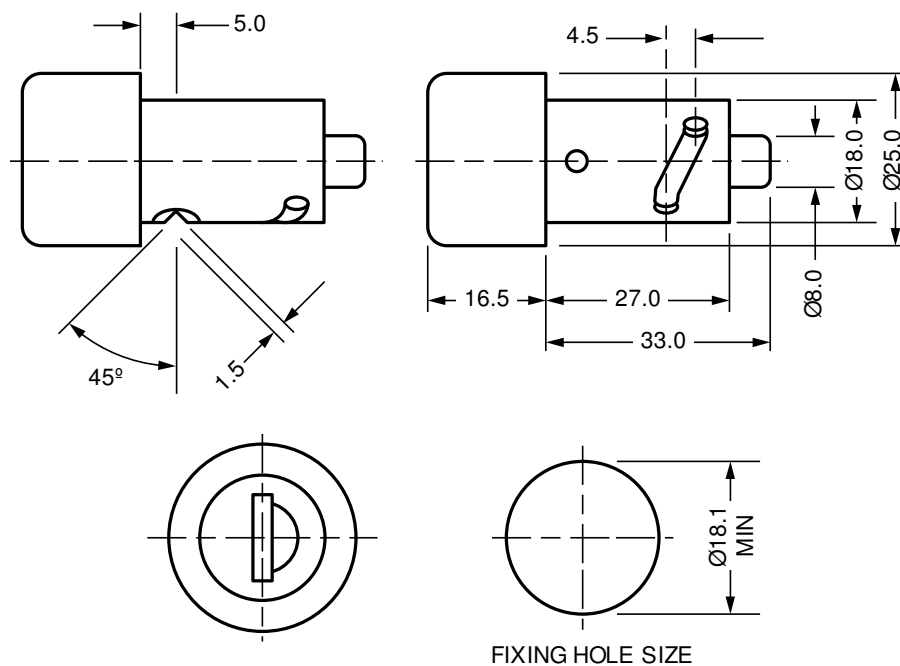
- Standard movements: 1
- Lock Combinations: 200
- Standard finish: Epoxy black
- Fixing hole shape: Round
- Cylinder equipped with dust cover



#### Options

| SKU  | Key Series | Combinations | Body Length | Head Width | Head Height | Head Depth | Max Panel Thickness | Housing Fixing | Finish      | Movement |
|------|------------|--------------|-------------|------------|-------------|------------|---------------------|----------------|-------------|----------|
| B756 | 89         | 200          | 27          | 25         | 25          | 16.5       |                     | Screw Fix      | Black Epoxy | 1        |

#### Technical Drawing



## Universal Bin Lock 5525

## Product Description



### Universal Bin Lock

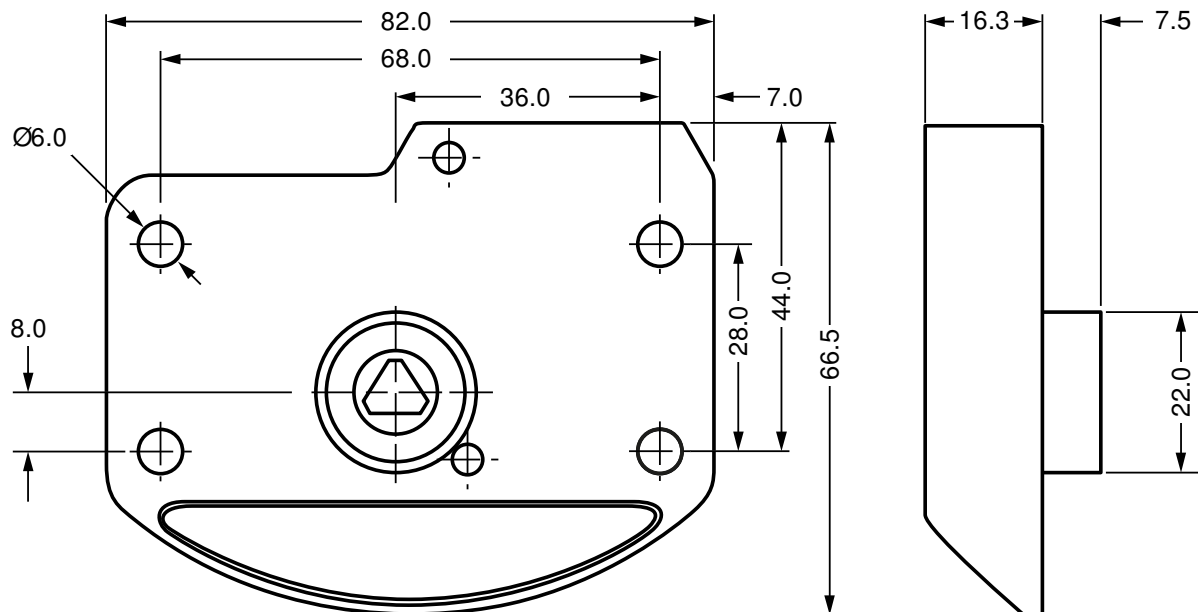
#### Features:

- Industry standard footprint with 8mm triangular profile key operation. Accepts most common striker hooks.
- Pressure die cast zinc alloy housing for ultimate durability.
- Successfully tested in excess of 65,000 operations.
- Highly efficient design with only 6 component parts ensuring smooth action and reliability.
- Streamlined and tapered design reduces snag points and eliminates the need for additional deflector plates.
- Resistant to corrosion from wash-downs.
- 8mm triangular key 8005401 supplied on request.

## Options

| SKU  | Key Series   | Combinations | Body Length | Head Width | Head Height | Head Depth | Max Panel Thickness |
|------|--------------|--------------|-------------|------------|-------------|------------|---------------------|
| 5525 | 8mm Tri-head |              | 16.3        | 22         | 22          | 7.5        |                     |

## Technical Drawing



C706

#### Product Description

##### Double Barrel Despoit Lock

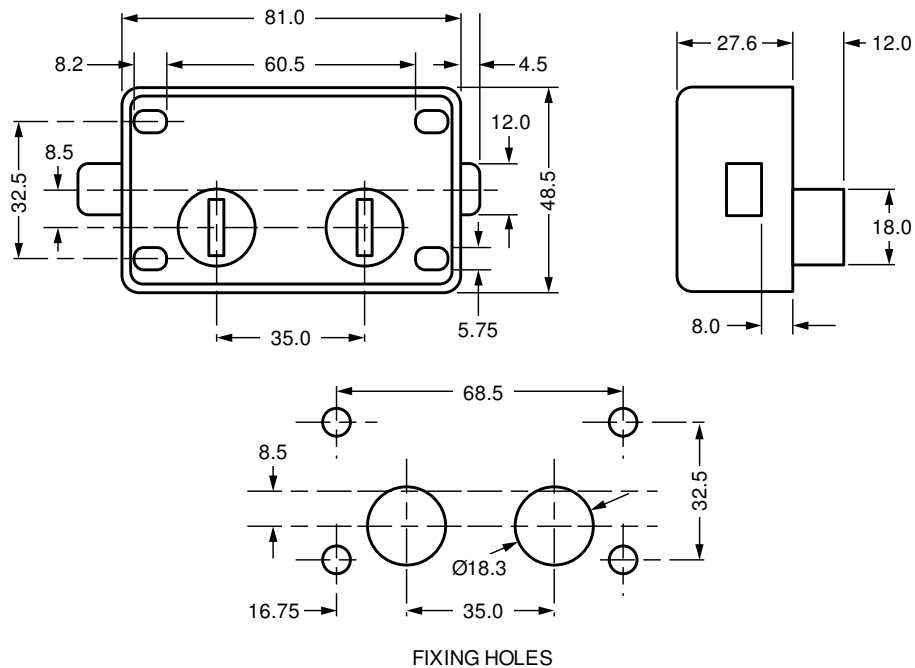
- **Lock Combinations:** 10,000 client differs, 1,000 bank official differs
- **Standard finish:** Nickel plated, housing cover PA6.6 black
- **Delivery contents:** 1 lock, 1 client barrel mounted, 2 client keys, bank barrel and bank keys supplied separately



#### Options

| SKU  | Key Series | Combinations | Body Length | Head Width | Head Height | Head Depth | Max Panel Thickness |
|------|------------|--------------|-------------|------------|-------------|------------|---------------------|
| C706 | UGL        | 10,000       | 8           | 18         | 18          | 12         |                     |
| C707 | UGL        | 10,000       | 8           | 18         | 18          | 12         |                     |

#### Technical Drawing



B222

Product Description



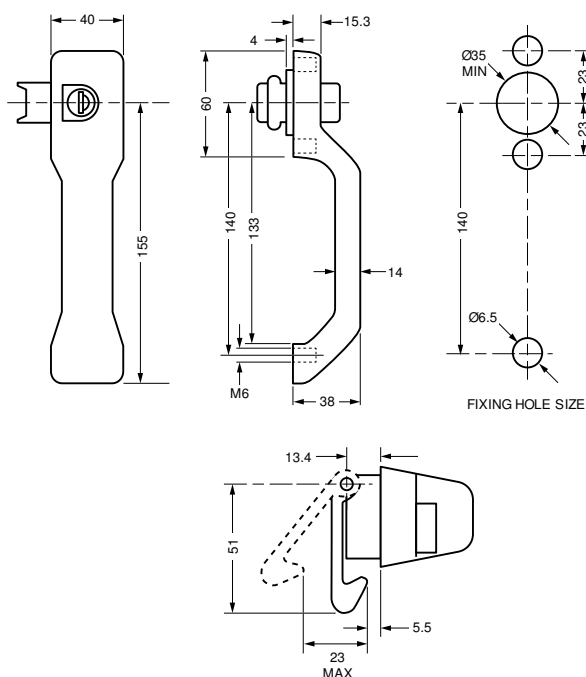
Push to Lock Handle

- Lock combinations: 200
- Standard movements: 8
- Standard finish: Black handle, chrome lock

Options

| SKU  | Key Series | Combinations | Body Length | Head Width | Head Height | Head Depth | Max Panel Thickness | Movement |
|------|------------|--------------|-------------|------------|-------------|------------|---------------------|----------|
| B222 | 89         | 200          | 13.4        | 0          | 40          | 38         |                     | 8        |

Technical Drawing



B206

Product Description



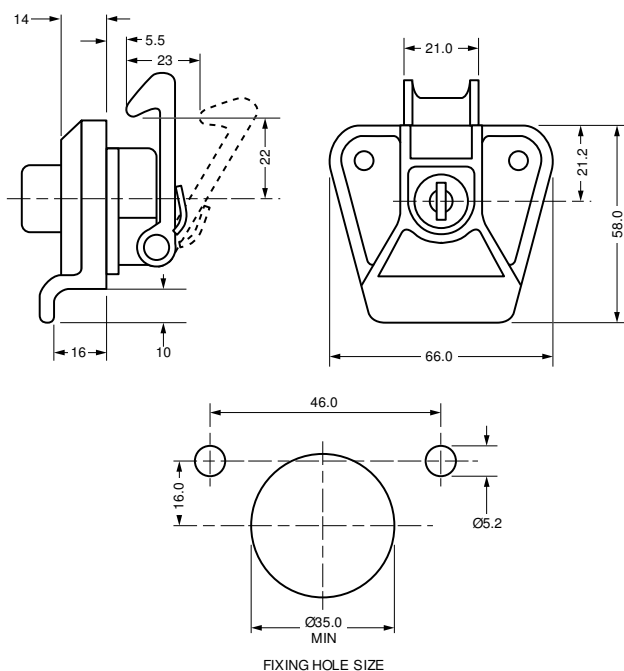
Push-in Slam Lock

- Lock combinations: 200
- Standard movements: 8
- Standard finish: Black plastic, chrome lock

Options

| SKU  | Key Series | Combinations | Body Length | Head Width | Head Height | Head Depth | Max Panel Thickness | Movement | Lock Type |
|------|------------|--------------|-------------|------------|-------------|------------|---------------------|----------|-----------|
| B206 | 89         | 200          | 5.5         | 66         | 58          | 16         |                     | 8        | Locking   |

Technical Drawing



B830

Product Description



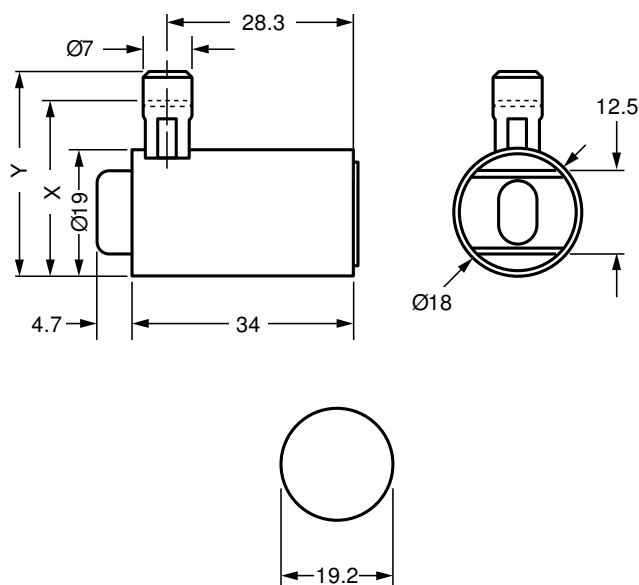
28.3mm Pillar Lock

- **Standard movements:** 3, 147° (B887)
- **Lock Combinations:** 200
- **Standard finish:** Bright chrome
- **Fixing hole shape:** Round
- **Pillar movement:** 4.3mm (B830, B956), 4mm (B887) from distance from center- 26.4mm (B830, B956), 21mm (B887)

Options

| SKU  | Key Series | Combinations | Body Length | Head Width | Head Height | Head Depth | Max Panel Thickness | Movement | Finish        | Total Movement |
|------|------------|--------------|-------------|------------|-------------|------------|---------------------|----------|---------------|----------------|
| B830 | 89         | 200          | 34          | 19         | 19          | 34         |                     | 3        | Bright Chrome | -              |
| B887 | 89         | 200          | 34          | 19         | 19          | 34         |                     | -        | Bright Chrome | 147°           |
| B956 | 89         | 200          | 34          | 19         | 19          | 34         |                     | 3        | Bright Chrome | -              |

Technical Drawing



FIXING HOLE SIZE

B37

Product Description



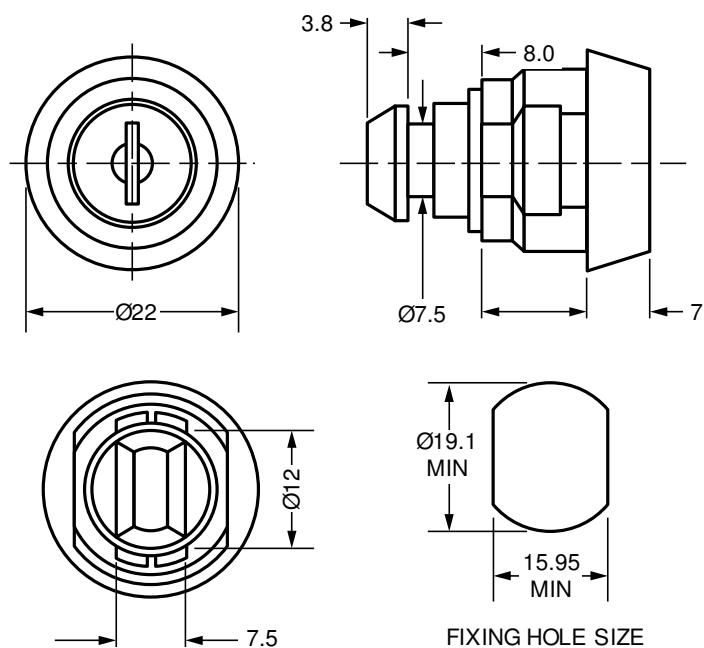
12mm Special Camlock

- **Standard movements:** 1 (B37, B115), 5 (B74)
- **Lock Combinations:** 200
- **Standard finish:** Bright chrome
- **Panel thickness:** Horseshoe clip fixing 7mm across flats, 3.2mm across rounds (B74 fix not possible across flats)
- **Fixing hole shape:** Double D

Options

| SKU  | Key Series | Combinations | Body Length | Head Width | Head Height | Head Depth | Max Panel Thickness | Housing Fixing | Head Shape | Movement | Finish        |
|------|------------|--------------|-------------|------------|-------------|------------|---------------------|----------------|------------|----------|---------------|
| B115 | 89         | 200          | 11          | 22         | 22          | 7          | 7.0 & 3.2           | Horseshoe clip | Round      | 1        | Bright Chrome |
| B37  | 89         | 200          | 11          | 22         | 22          | 7          | 7.0 & 3.2           | Horseshoe clip | Conical    | 1        | Bright Chrome |
| B74  | 89         | 200          | 11          | 22         | 22          | 7          | n/a & 3.2           | Horseshoe clip | Round      | 5        | Bright Chrome |

Technical Drawing



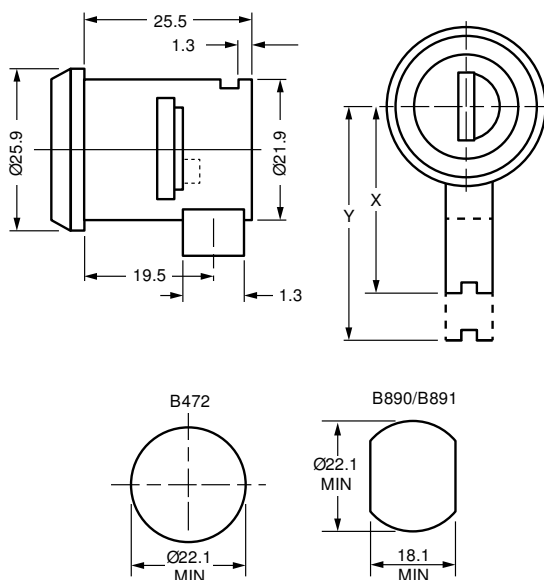
**B472**
**Product Description**

**19.5mm Pillar Lock**

- **Standard movements:** 3, 4
- **Lock Combinations:** 25
- **Standard finish:** Chrome
- **Panel thickness:** 10mm
- **Fixing hole shape:** Round, Double D
- **Pillar movement:** 6.8mm from following distance from centre- B472 16.4mm, B890 36mm, B89124mm, C39033.6mm, C308 10.8mm, C307 16.7mm

**Options**

| SKU  | Key Series | Combinations | Body Length | Head Width | Head Height | Head Depth | Max Panel Thickness | Housing Fixing | Finish |
|------|------------|--------------|-------------|------------|-------------|------------|---------------------|----------------|--------|
| B472 | Special    | 25           | 19.5        | 25.9       | 25.9        | 0          | 10.0                | Clip Fix       | Chrome |
| B890 | Special    | 25           | 19.5        | 25.9       | 25.9        | 0          | 10.0                | Nut fixing     | Chrome |
| B891 | Special    | 25           | 19.5        | 25.9       | 25.9        | 0          | 10.0                | Nut fixing     | Chrome |
| C307 | Special    | 25           | 19.5        | 25.9       | 25.9        | 0          | 10.0                | Clip Fix       | Chrome |
| C308 | Special    | 25           | 19.5        | 25.9       | 25.9        | 0          | 10.0                | Clip Fix       | Chrome |
| C390 | Special    | 25           | 19.5        | 25.9       | 25.9        | 0          | 10.0                | Clip Fix       | Chrome |

**Technical Drawing**


FIXING HOLE SIZE



B657

Product Description



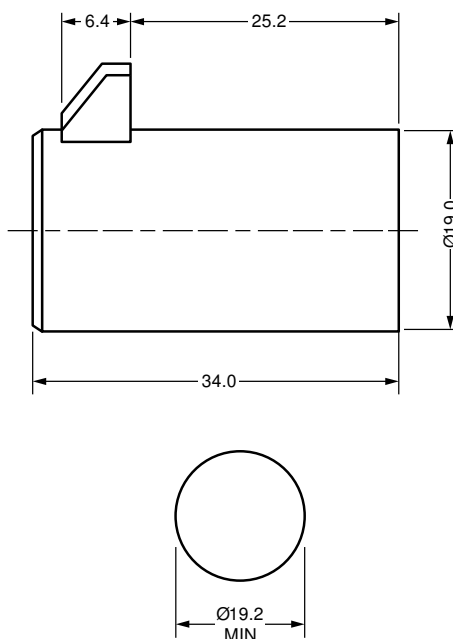
25.2mm Special Slam Action Lock

- Standard movements: 3
- Lock Combinations: 2,000
- Standard finish: Bright nickel
- Fixing hole shape: Round

Options

| SKU  | Key Series | Combinations | Body Length | Head Width | Head Height | Head Depth | Max Panel Thickness | Lock Type | Movement | Finish        |
|------|------------|--------------|-------------|------------|-------------|------------|---------------------|-----------|----------|---------------|
| B657 | 25-27 M    | 2,000        | 25.2        | 19         | 19          | 25.2       |                     | Locking   | 3        | Bright Nickel |

Technical Drawing



B714

Product Description



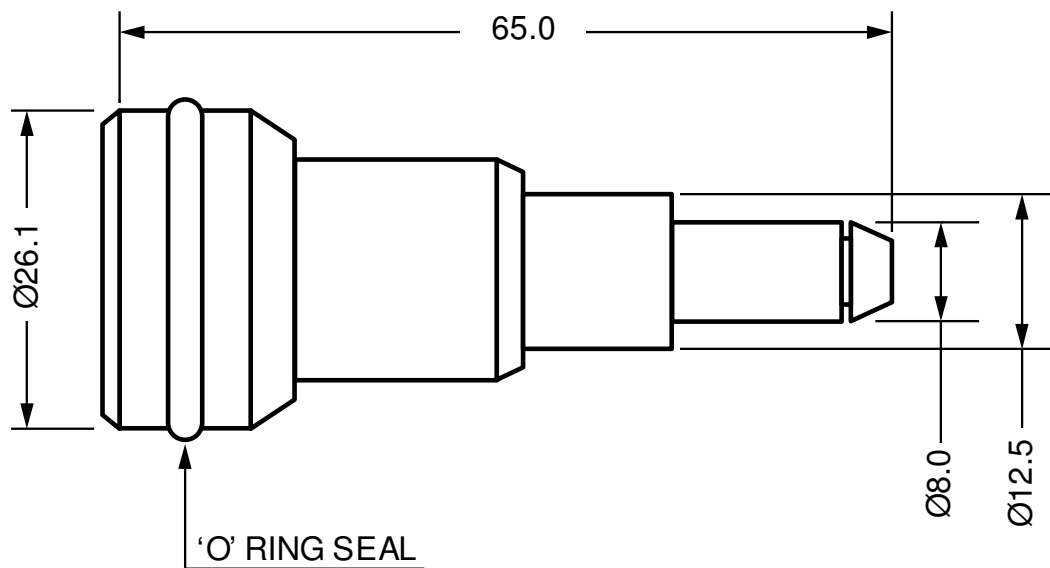
65mm Waterproof Petrol Filler Cap Lock

- Standard movements: 7
- Lock Combinations: 200
- Standard finish: Bright chrome

Options

| SKU  | Key Series | Combinations | Body Length | Head Width | Head Height | Head Depth | Max Panel Thickness | Movement | Finish        |
|------|------------|--------------|-------------|------------|-------------|------------|---------------------|----------|---------------|
| B714 | 89         | 200          | 0           | 26.1       | 26.1        | 0          |                     | 7        | Bright Chrome |

Technical Drawing




C273

Product Description

Double Claw Slamlock

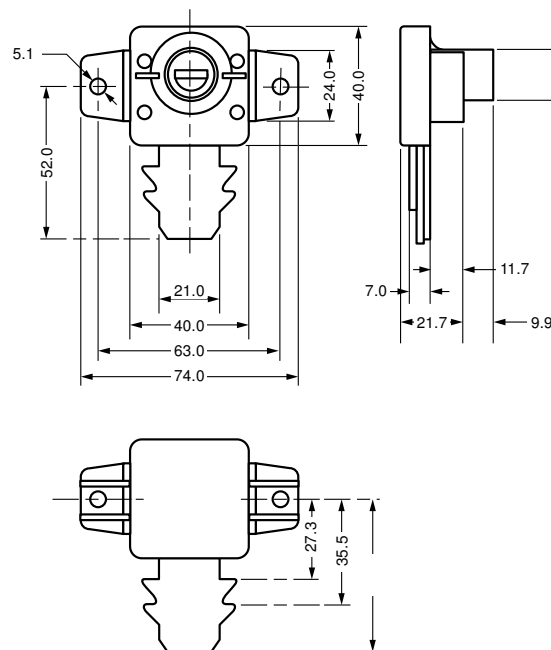
● Lock Combinations: 200



Options

| SKU  | Key Series | Combinations | Body Length | Head Width | Head Height | Head Depth | Max Panel Thickness |
|------|------------|--------------|-------------|------------|-------------|------------|---------------------|
| C273 | 89         | 200          | 0           | 17.9       | 17.9        | 9.9        |                     |

Technical Drawing



3409

Product Description



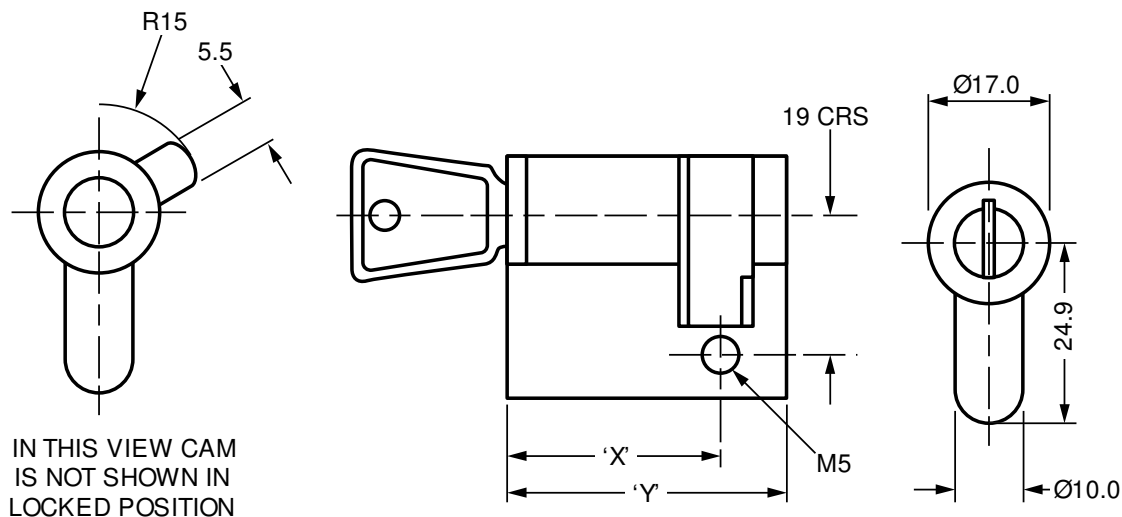
Euro Profile Lock

- **Standard movements:** 7 (360° key free 12 o'clock and 6 o'clock)
- **Lock Combinations:** 200 – 2,000
- **Standard finish:** Zinc plate, Chrome or Brass effect
- **M** Keyed system supplied to order only

Options

| SKU  | Key Series | Combinations | Body Length | Head Width | Head Height | Head Depth | Max Panel Thickness | Finish     | Movement |
|------|------------|--------------|-------------|------------|-------------|------------|---------------------|------------|----------|
| 3408 | 92 M       | 200          | 30          | 17         | 17          | 0          |                     | Zinc Plate | 7        |
| 3409 | 85 M       | 2,000        | 30          | 17         | 17          | 0          |                     | Zinc Plate | 7        |
| 3411 | 85 M       | 2,000        | 30          | 17         | 17          | 0          |                     | (multiple) | 7        |
| 3413 | 85 M       | 2,000        | 60          | 17         | 17          | 0          |                     | (multiple) | 7        |
| 3415 | 85 M       | 2,000        | 40          | 17         | 17          | 0          |                     | (multiple) | 7        |
| 3417 | 92 M       | 200          | 40          | 17         | 17          | 0          |                     | Zinc Plate | 7        |
| 3419 | 85 M       | 2,000        | 40          | 17         | 17          | 0          |                     | Zinc Plate | 7        |
| 3420 | 92 M       | 200          | 60          | 17         | 17          | 0          |                     | Zinc Plate | 7        |
| 3423 | 85 M       | 2,000        | 60          | 17         | 17          | 0          |                     | Zinc Plate | 7        |

Technical Drawing



SUPPLIED WITH M5 x 40mm PAN HEAD SCREW  
DIMENSION 'X' = DIMENSION 'Y' - 10mm

B739

Product Description

12.5mm Special Camlock

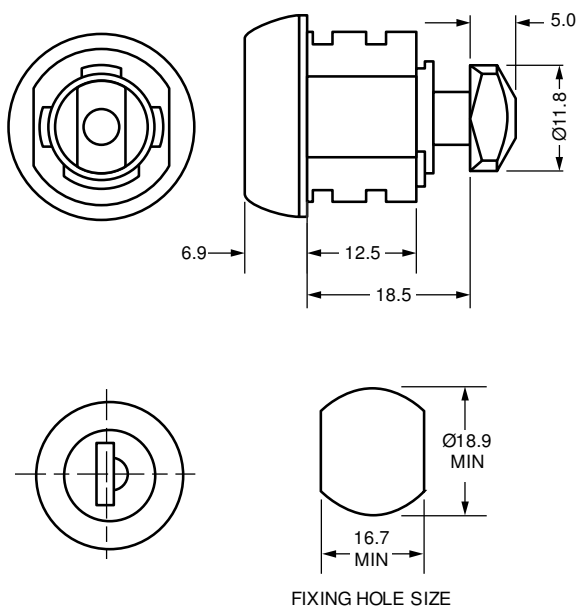
- Standard movements: 9
  - Lock Combinations: 200
  - Standard finish: Olive drab
  - Fixing hole shape: Double D
- Cylinder equipped with a dust cover




Options

| SKU  | Key Series | Combinations | Body Length | Head Width | Head Height | Head Depth | Max Panel Thickness | Housing Fixing | Movement | Finish     | Cap        |
|------|------------|--------------|-------------|------------|-------------|------------|---------------------|----------------|----------|------------|------------|
| B739 | 89         | 200          | 12.5        | 0          | 0           | 6.9        |                     | Horseshoe clip | 9        | Olive Drab | Dust Cover |

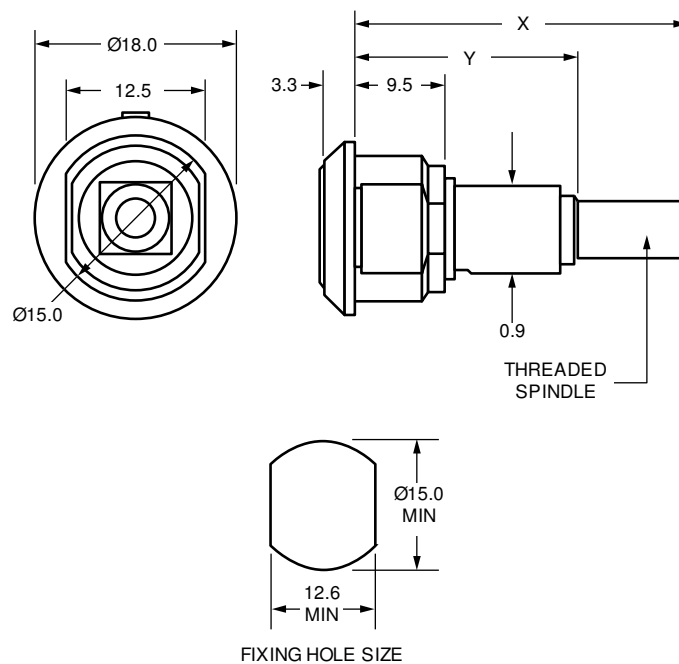
Technical Drawing



| B811  | Product Description   |
|---|---|
|  | <p><b>9.5mm Special Lock</b></p> <ul style="list-style-type: none"> <li>● Standard movements: 7</li> <li>● Lock Combinations: 200</li> <li>● Standard finish: Black chrome</li> <li>● Panel thickness: 4mm</li> <li>● Fixing hole shape: Double D</li> <li>● M Keyed system supplied to order only</li> </ul> |

| Options |            |              |             |            |             |            |                     |                |          |              |
|---------|------------|--------------|-------------|------------|-------------|------------|---------------------|----------------|----------|--------------|
| SKU     | Key Series | Combinations | Body Length | Head Width | Head Height | Head Depth | Max Panel Thickness | Housing Fixing | Movement | Finish       |
| B811    | 800 M      | 200          | 9.5         | 18         | 18          | 3.3        |                     | Nut fixing     | 7        | Black Chrome |
| B812    | 800 M      | 200          | 9.5         | 18         | 18          | 3.3        |                     | Nut fixing     | 7        | Black Chrome |
| B813    | 800 M      | 200          | 9.5         | 18         | 18          | 3.3        |                     | Nut fixing     | 7        | Black Chrome |

### Technical Drawing



C466

Product Description



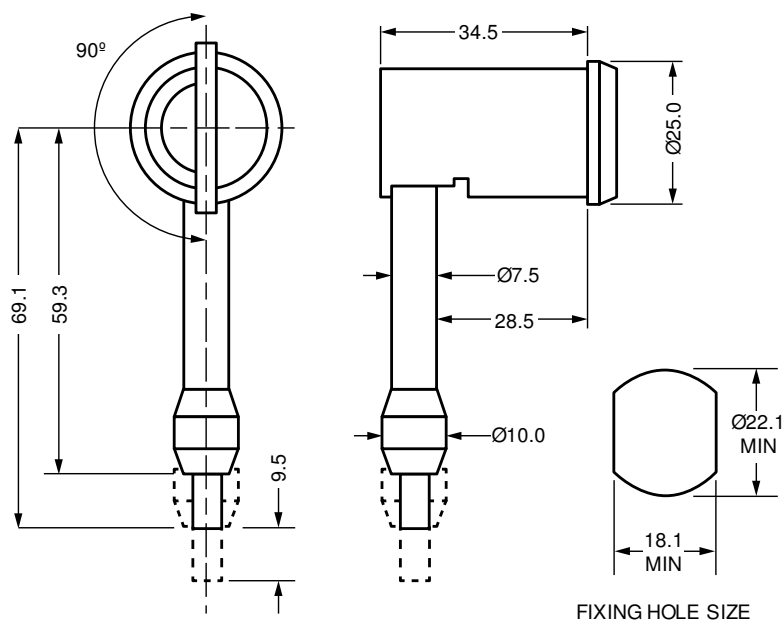
28.5mm Pillar Lock

- Standard movements: 1, 2
- Lock Combinations: 200
- Fixing hole shape: Double D
- Shuttered barrel
- Special child protection feature – push to turn key

Options

| SKU  | Key Series | Combinations | Body Length | Head Width | Head Height | Head Depth | Max Panel Thickness | Version   | Housing Fixing |
|------|------------|--------------|-------------|------------|-------------|------------|---------------------|-----------|----------------|
| C466 | 89         | 200          | 28.5        | 25         | 25          | 0          |                     | Shuttered | Horseshoe clip |

Technical Drawing



C034

Product Description



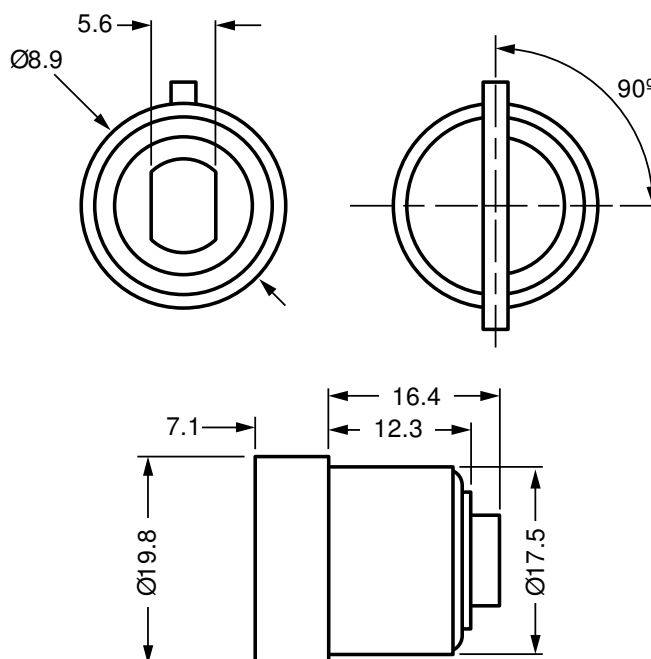
12.3mm Special Lock

- Standard movements: 1
- Lock Combinations: 200
- Standard finish: Bright nickel
- M Keyed system supplied to order only

Options

| SKU  | Key Series | Combinations | Body Length | Head Width | Head Height | Head Depth | Max Panel Thickness | Finish        | Movement |
|------|------------|--------------|-------------|------------|-------------|------------|---------------------|---------------|----------|
| C034 | SPECIAL M  | 2001-2200    | 12.3        | 19.8       | 19.8        | 7.1        |                     | Bright Nickel | 1        |

Technical Drawing





B443

Product Description



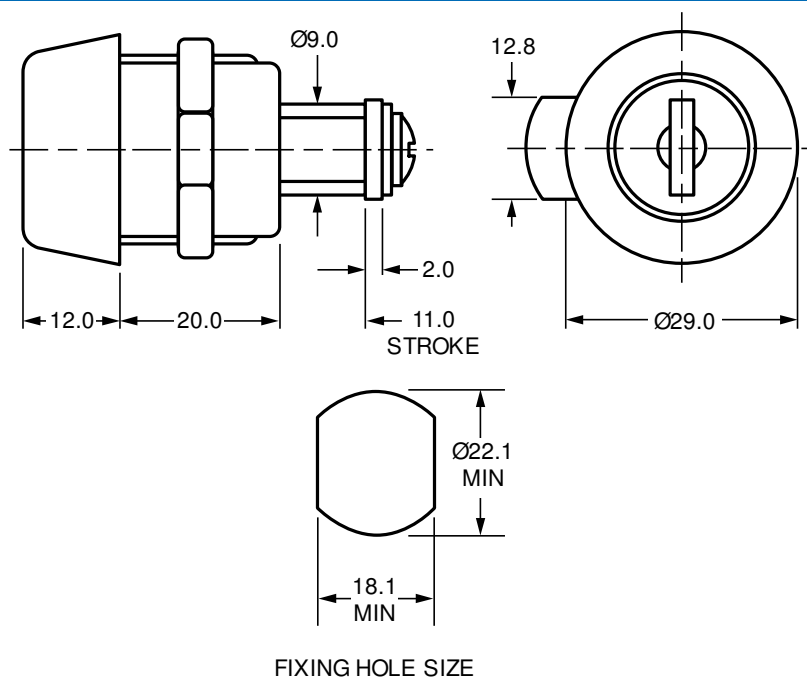
20mm Push And Turn Camlock

- Standard movements: 8
- Lock Combinations: 2,000
- Standard finish: Bright chrome
- Fixing hole shape: Double D
- M Keyed system supplied to order only
- Stroke length: 11mm push stroke

Options

| SKU  | Key Series | Combinations | Body Length | Head Width | Head Height | Head Depth | Max Panel Thickness | Movement | Finish        |
|------|------------|--------------|-------------|------------|-------------|------------|---------------------|----------|---------------|
| B443 | 45-47 M    | 2,000        | 20          | 29         | 29          | 12         |                     | 8        | Bright Chrome |
| B463 | 25-27M     | 2,000        | 20          | 29         | 29          | 12         |                     | 8        | Bright Chrome |

Technical Drawing

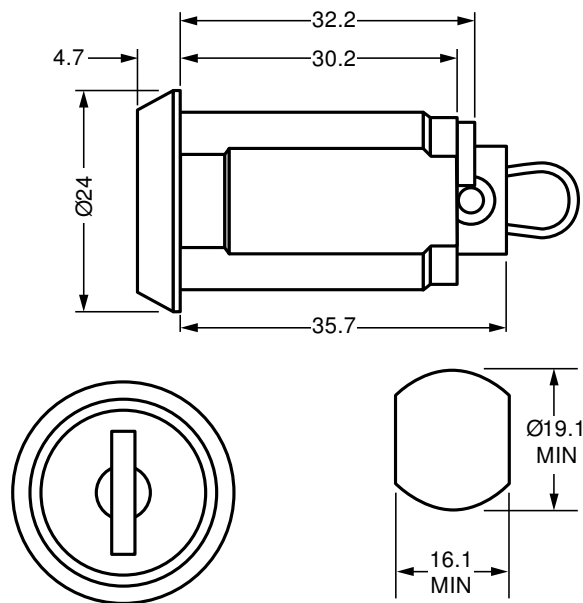


FIXING HOLE SIZE

| C235  | Product Description   |
|---|---|
|  | <b>32.2mm Override Lock</b>   |
|   | <ul style="list-style-type: none"> <li>● <b>Lock Combinations:</b> 2,000</li> <li>● <b>Panel thickness:</b> Standard nut 22mm, special nut B4768 45mm</li> <li>● <b>Fixing hole shape:</b> Double D</li> <li>● <b>M Keyed system</b> supplied to order only</li> </ul> <p><b>Accessories:</b><br/>Ø 4mm x 200mm cord<br/>flat and toothed washers</p> |

| Options |            |              |             |            |             |            |  |
|---------|------------|--------------|-------------|------------|-------------|------------|--|
| SKU     | Key Series | Combinations | Body Length | Head Width | Head Height | Head Depth | Max Panel Thickness                      |
| C235    | 45 M       | 2,000        | 32.3        | 24         | 24          | 4.7        | 22.0 (standard Nut) & 44.0 (special nut) |

### Technical Drawing



FIXING HOLE SIZE

## 10.3mm Special Lock F549



## Product Description

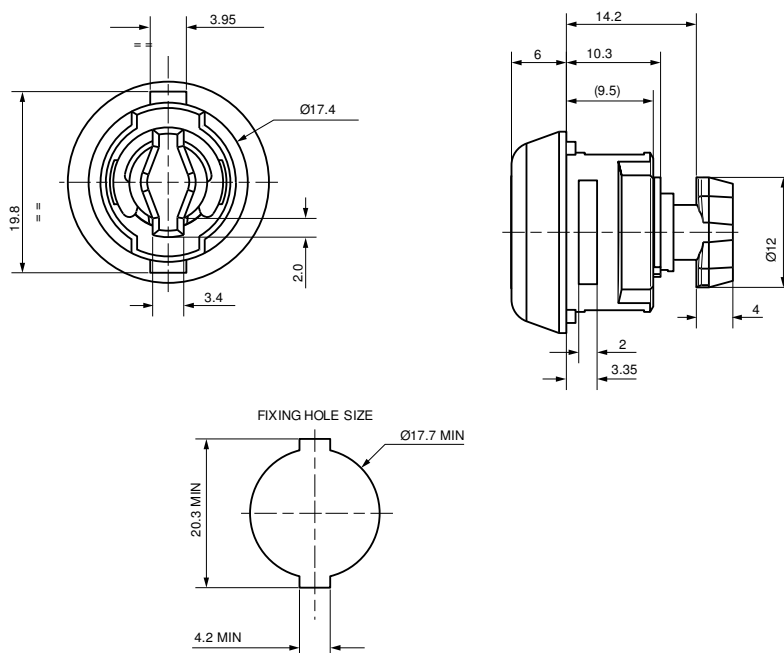
A 10.3mm Special Lock F549 in Bright Chrome or Black Plastic.

- **Standard movements:** 1, 8
- **Lock Combinations:** 75 – 200
- **Standard finish:** Bright Chrome or Black Plastic
- **Fixing:** Horseshoe clip or Quick fixing
- **Fixing hole shape:** Round with notches

## Options

| SKU  | Key Series      | Combinations | Body Length | Head Width | Head Height | Head Depth | Max Panel Thickness | Movement   | Housing Fixing | Finish        |
|------|-----------------|--------------|-------------|------------|-------------|------------|---------------------|------------|----------------|---------------|
| F549 | FH              | 200          | 10.3        | 22         | 22          | 6          | 0.8-1.2mm           | 8          | Horseshoe clip | Bright Chrome |
| F565 | FH              | 200          | 10.3        | 22         | 22          | 6          | 0.75-2.2mm          | (multiple) | -              | Black Plastic |
| F566 | Hexagon Key 4mm |              | 10.3        | 22         | 22          | 6          | 0.75-2.2mm          | (multiple) | -              | Black Plastic |
| F596 | SX              | 75           | 10.3        | 22         | 22          | 6          | 0.75-2.2mm          | (multiple) | -              | Black Plastic |

## Technical Drawing



## 29.8mm Shape Lock C566




## Product Description

A 29.8mm Shape Lock C566 available in white plastic (other colours available on request). This lock is ideal for **Enclosures** as the plastic minimises the risk of electrocution. The lock simply snaps-in place by connecting the lock parts.


| Key Series | Lock Combinations | Standard Movements | Key Combinations | Max Panel Thickness | Milling 'X' | Panel Fixing                     | Key Head Shape | Lock Finish (electroplated coating) |
|------------|-------------------|--------------------|------------------|---------------------|-------------|----------------------------------|----------------|-------------------------------------|
| -          | -                 | 8                  | -                | 1.25mm              | -           | Snap-in by connecting lock parts | -              | plastic - white                     |

## Options

| SKU  | Key Series | Combinations | Body Length | Head Width | Head Height | Head Depth | Max Panel Thickness |
|------|------------|--------------|-------------|------------|-------------|------------|---------------------|
| C566 |            |              | 9.1         | 29.8       | 29.8        | 14.1       | 1.25                |

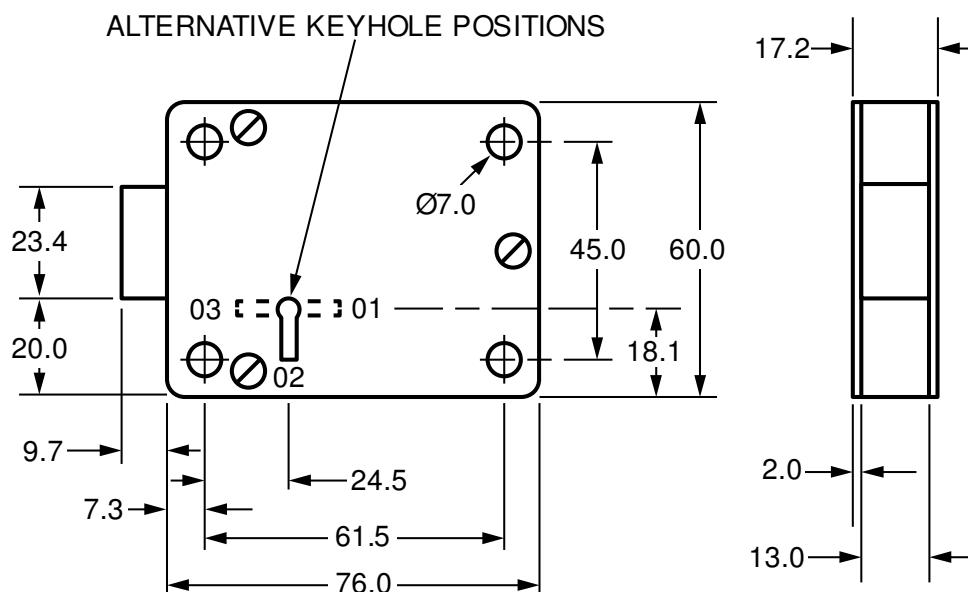
| 37mm Slamlock B968  |            | Product Description   |             |            |             |            |                     |        |
|---|------------|---|-------------|------------|-------------|------------|---------------------|--------|
|  |            | <p>A 37mm Slamlock B968 available in Chrome. This slamlock is suitable for use with plastic hinged handles. Please contact Sales Department for further information.</p> <ul style="list-style-type: none"><li>● <b>Lock Combinations:</b> 200</li><li>● <b>Standard finish:</b> Chrome</li></ul> |             |            |             |            |                     |        |
| Options   |            |   |             |            |             |            |                     |        |
| SKU   | Key Series | Combinations  | Body Length | Head Width | Head Height | Head Depth | Max Panel Thickness | Finish |
| B968  | 89         | 200   | 37          | 16.9       | 16.9        | 0          |                     | Chrome |



| 3001  | Product Description   |
|---|---|
|  | <b>7 Lever 5,000 Safe Lock</b><br><b>Lock Combinations: 5,000</b><br><b>Standard finish: Zinc plate &amp; passivated</b><br><b>M Keyed system on request only</b>               |
|   | <b>Keys: Steel- dimensions bit to bow 20.48mm or 57mm</b><br><br>Nozzles available on request<br>Anti-pick levers as standard<br>Boltface may be drilled and tapped as required |

| Options |            |              |             |            |             |            |                     |            |
|---------|------------|--------------|-------------|------------|-------------|------------|---------------------|------------|
| SKU     | Key Series | Combinations | Body Length | Head Width | Head Height | Head Depth | Max Panel Thickness | Finish     |
| 3001    | 42         | 5,000        | 17.2        | 76         | 60          | 17.2       |                     | Zinc Plate |

### Technical Drawing



3007



#### Product Description

**8 Lever 80,000 Safe Lock**  
Standard movements: 6, 8  
Lock Combinations: 80,000  
Standard finish: Self colour

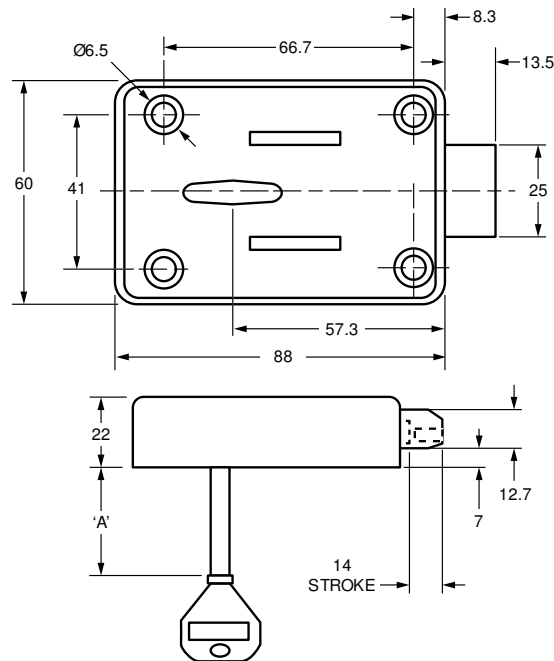
Vds Class 1 rating

Double bitted key available in four lengths- 15, 40, 70 or 115mm  
Anti-pick levers fitted as standard  
High precision die cast and pressed steel components  
High strength bolt drilled and tapped M4 x 12

#### Options

| SKU      | Key Series | Combinations | Body Length | Head Width | Head Height | Head Depth | Max Panel Thickness | Finish      |
|----------|------------|--------------|-------------|------------|-------------|------------|---------------------|-------------|
| 3007060A | SR1        | 80,000       | 7           | 88         | 60          | 22         | 7.0                 | Self Colour |
| 3007080A | SR1        | 80,000       | 7           | 88         | 60          | 22         | 7.0                 | Self Colour |

#### Technical Drawing





3009



#### Product Description

##### 8 Lever 10,000 Safe Lock

Standard movements: 6, 8

Lock Combinations: 10,000

Standard finish: Self colour

Double bitted key available in four lengths- 15, 40, 70 or 115mm

Key retained: 3009060A, 3009080A

Key removable: 3009160A, 3009180A

Anti-pick levers fitted as standard

High precision die cast and pressed steel components

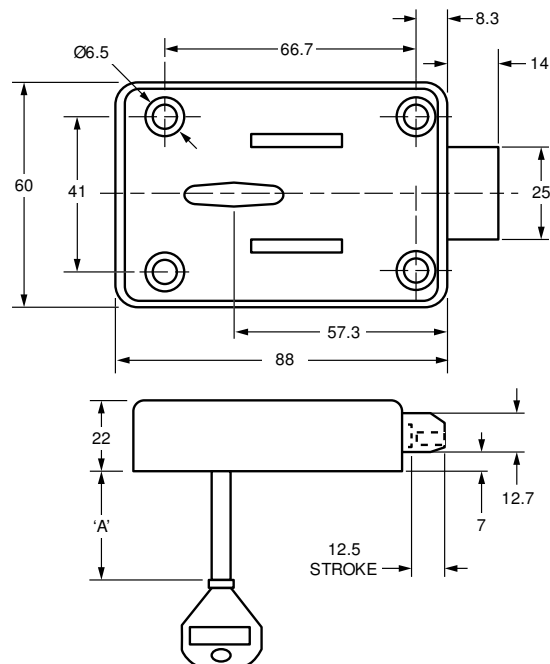
High strength bolt drilled and tapped as requested

Can be keyed alike

#### Options

| SKU      | Key Series | Combinations | Body Length | Head Width | Head Height | Head Depth | Max Panel Thickness | Finish      |
|----------|------------|--------------|-------------|------------|-------------|------------|---------------------|-------------|
| 3009060A | SR1        | 10,000       | 7           | 88         | 60          | 22         | 7.0                 | Self Colour |
| 3009080A | SR1        | 10,000       | 7           | 88         | 60          | 22         | 7.0                 | Self Colour |
| 3009160A | SR1        | 10,000       | 7           | 88         | 60          | 22         | 7.0                 | Self Colour |
| 3009180A | SR1        | 10,000       | 7           | 88         | 60          | 22         | 7.0                 | Self Colour |

#### Technical Drawing



3010

#### Product Description



#### 11 Lever 200,000 Safe Lock

Standard movements: 6, 8

Lock Combinations: 200,000

Standard finish: Self colour

Vds Class 2 rating

Double bitted key available in four lengths- 15, 40, 70 or 115mm

Anti-pick levers fitted as standard

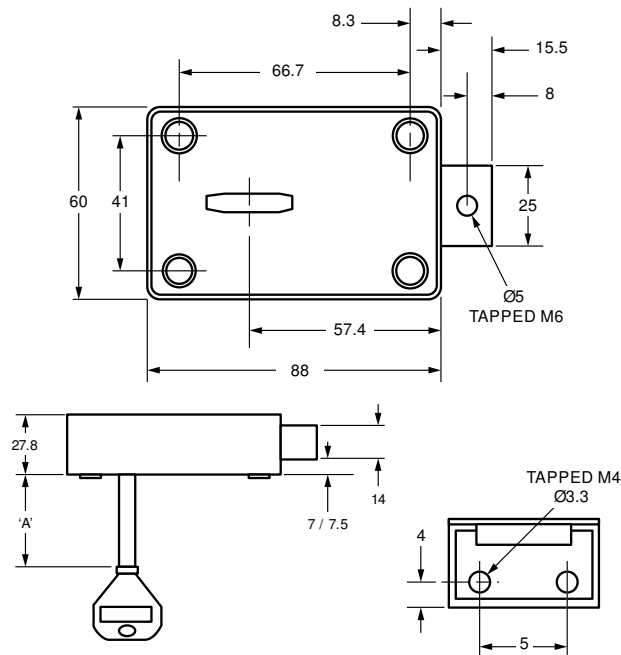
High precision die cast and pressed steel components

ENV 1300 class B

#### Options

| SKU      | Key Series | Combinations | Body Length | Head Width | Head Height | Head Depth | Max Panel Thickness | Finish      |
|----------|------------|--------------|-------------|------------|-------------|------------|---------------------|-------------|
| 3010060A | SR1        | 20,000       | 7.5         | 88         | 60          | 27.8       | 7.5                 | Self Colour |
| 3010080A | SR1        | 20,000       | 7.5         | 88         | 60          | 27.8       | 7.5                 | Self Colour |

#### Technical Drawing



3012



#### Product Description

**8 Lever 80,000 Safe Lock**  
Standard movements: 6, 8  
Lock Combinations: 80,000  
Standard finish: Self colour

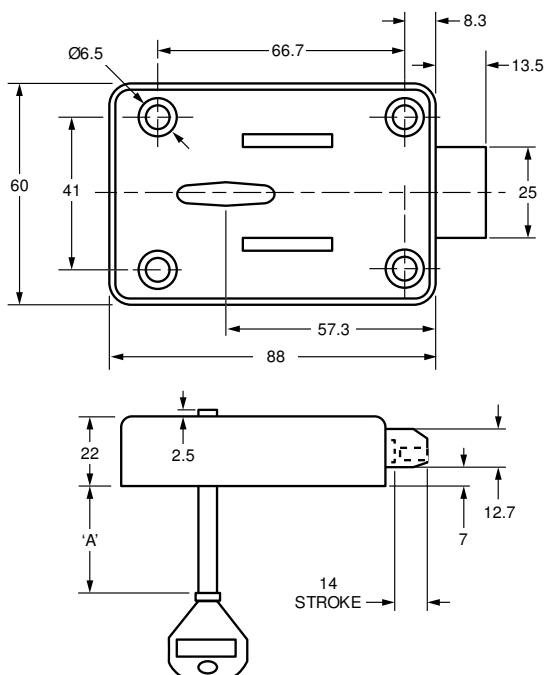
Vds Class 1 rating  
Without key guide pin

Double bitted key available in four lengths- 15, 40, 70 or 115mm  
Anti-pick levers fitted as standard  
High precision die cast and pressed steel components  
High-strength bolt drilled and tapped M4 x 12  
Key retained

#### Options

| SKU      | Key Series | Combinations | Body Length | Head Width | Head Height | Head Depth | Max Panel Thickness | Finish      |
|----------|------------|--------------|-------------|------------|-------------|------------|---------------------|-------------|
| 3012060A | SR1        | 80,000       | 7           | 88         | 60          | 22         | 7.0                 | Self Colour |
| 3012080A | SR1        | 80,000       | 7           | 88         | 60          | 22         | 7.0                 | Self Colour |

#### Technical Drawing



2201

Product Description



**7 Level 900 Dead Bolt Rim Lock**

**Lock Combinations:** 900

**Standard finish:** Zinc plate

**Panel thickness:** 6.7-29.6mm

**Fixing hole shape:** Round with screw fixing (see technical drawing)

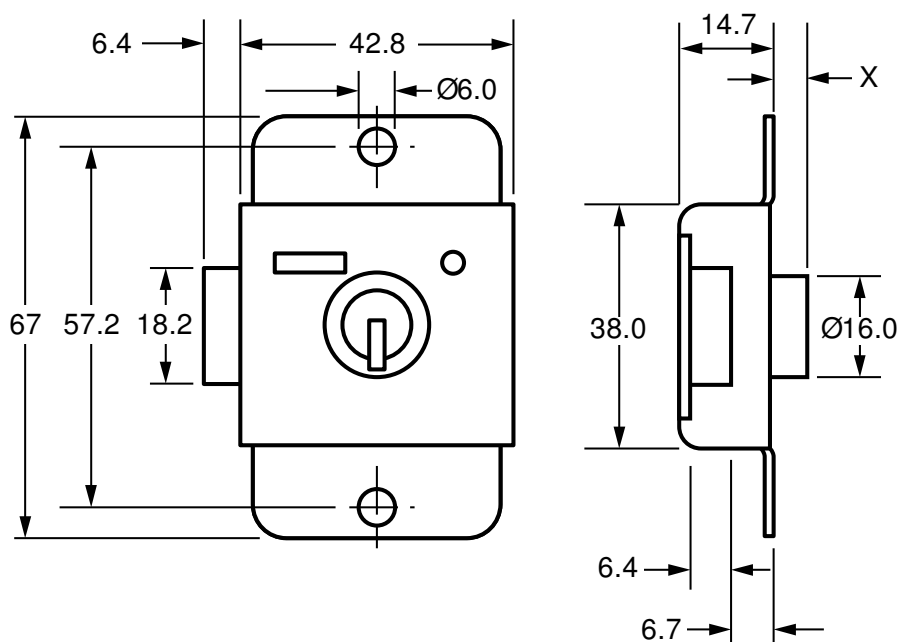
M Keyed system supplied to order only

Can be supplied with key trapped in unlocked position Locks operated by flat-type key

Options

| SKU  | Key Series | Combinations | Body Length | Head Width | Head Height | Head Depth | Max Panel Thickness | Finish     |
|------|------------|--------------|-------------|------------|-------------|------------|---------------------|------------|
| 2201 | ZAM        | 900          | 6.7         | 16         | 16          | 6.7        | 6.7                 | Zinc Plate |
| 2204 | ZEM        | 900          | 6.7         | 16         | 16          | 6.7        | 6.7                 | Zinc Plate |
| 2207 | ZGM        | 900          | 6.7         | 16         | 16          | 17         | 6.7                 | Zinc Plate |
| 2210 | ZLM        | 900          | 6.7         | 16         | 16          | 23.3       | 6.7                 | Zinc Plate |
| 2211 | ZLM        | 900          | 6.7         | 16         | 16          | 29.6       | 6.7                 | Zinc Plate |

Technical Drawing



2216

Product Description



**7 Lever 1,000 Dead Bolt Rim Lock**

Lock Combinations: 1,000-6000

Standard finish: Zinc plate

Panel thickness: 5.5mm

Fixing hole shape: Round with screw fixing (see technical drawing)

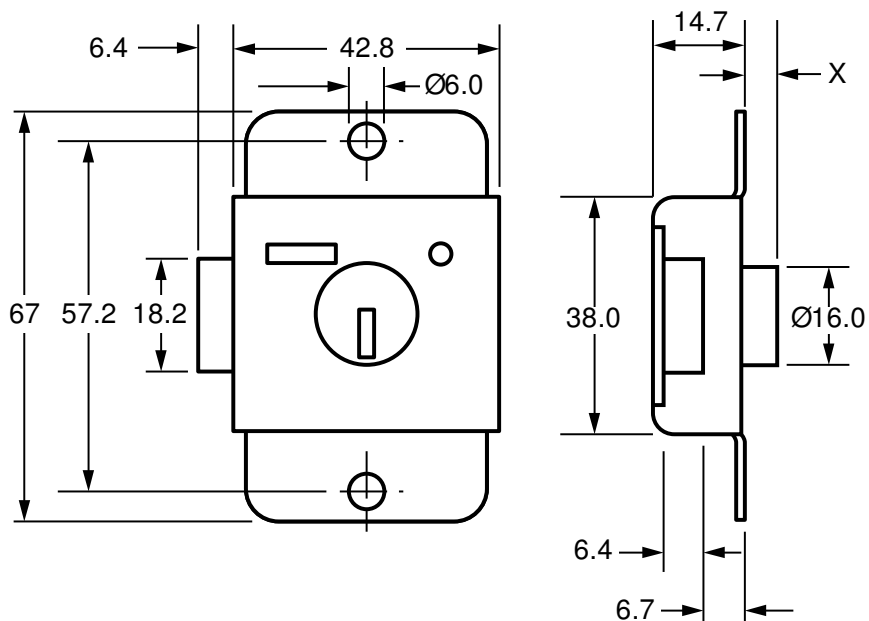
M Keyed system supplied to order only


Can be supplied with key trapped in unlock position Locks operated by pin-type key

Options

| SKU       | Key Series | Combinations | Body Length | Head Width | Head Height | Head Depth | Max Panel Thickness | Finish     |
|-----------|------------|--------------|-------------|------------|-------------|------------|---------------------|------------|
| 2216-0100 | 40         | 6,000        | 6.7         | 16         | 16          | 5.5        | 6.7                 | Zinc Plate |
| 2216-5100 | 41 M       | 1,000        | 6.7         | 16         | 16          | 5.5        | 6.7                 | Zinc Plate |

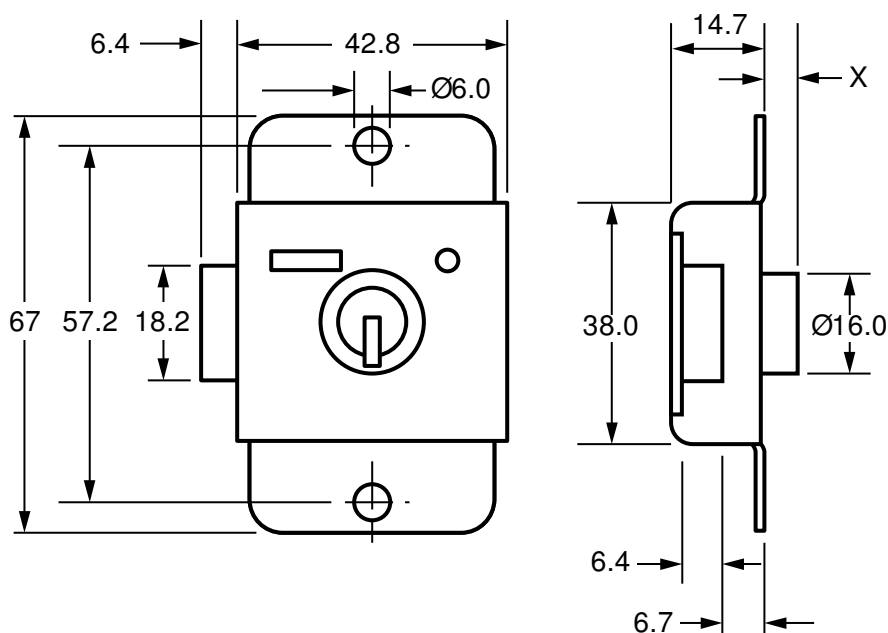
Technical Drawing



| 2303  | Product Description  |
|---|--|
|  | <p><b>7 Lever 900 Spring Bolt Rim Lock</b><br/> <b>Lock Combinations:</b> 900<br/> <b>Standard finish:</b> Zinc plate<br/> <b>Panel thickness:</b> 6.7mm<br/> <b>Fixing hole shape:</b> Round with screw fixing (see technical drawing)<br/> <b>M</b> Keyed system supplied to order only<br/> Locks operated by flat-type key</p> |

| Options |            |              |             |            |             |            |                     |            |
|---------|------------|--------------|-------------|------------|-------------|------------|---------------------|------------|
| SKU     | Key Series | Combinations | Body Length | Head Width | Head Height | Head Depth | Max Panel Thickness | Finish     |
| 2303    | ZAM        | 900          | 6.7         | 16         | 16          | 6.7        |                     | Zinc Plate |

#### Technical Drawing



2351

Product Description

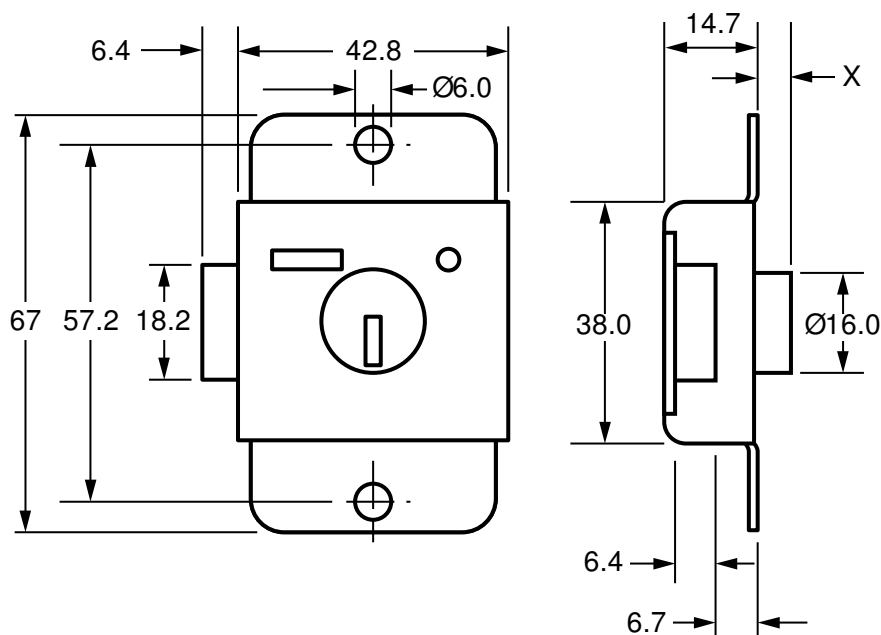


**7 Lever 1,000 Spring Bolt Rim Lock**  
**Lock Combinations:** 1,000-6000  
**Standard finish:** Zinc plate  
**Panel thickness:** 5.5mm  
**Fixing hole shape:** Round with screw fixing (see technical drawing)  
**M** Keyed system supplied to order only  
 Locks operated by pin-type key

Options

| SKU       | Key Series | Combinations | Body Length | Head Width | Head Height | Head Depth | Max Panel Thickness | Finish     |
|-----------|------------|--------------|-------------|------------|-------------|------------|---------------------|------------|
| 2351-0100 | 40         | 6,000        | 6.7         | 16         | 16          | 5.5        | 6.7                 | Zinc Plate |
| 2351-5100 | 41 M       | 1,000        | 6.7         | 16         | 16          | 5.5        | 6.7                 | Zinc Plate |

Technical Drawing



3006

#### Product Description

##### Mortice and Rim Deadlock

M Keyed system supplied to order only

**Standard finish:** Zinc plate

**Case:** Zinc plate

Nozzle is available

The following codes refer to locks with retained key:

3006-0201

3006-5201

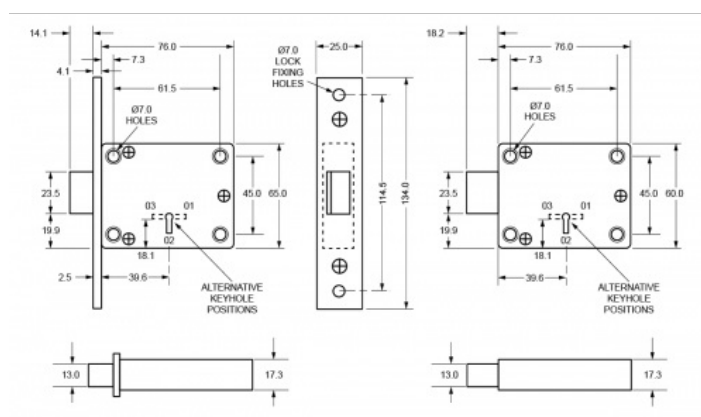
3006-0211

3006-5211

#### Options

| SKU       | Key Series | Combinations | Body Length | Head Width | Head Height | Head Depth | Max Panel Thickness | Finish     |
|-----------|------------|--------------|-------------|------------|-------------|------------|---------------------|------------|
| 3006-0200 | 49         | 5,000        | 0           | 76         | 60          | 17.3       |                     | Zinc Plate |
| 3006-0201 | 49         | 5,000        | 0           | 76         | 60          | 17.3       |                     | Zinc Plate |
| 3006-0210 | 49         | 5,000        | 0           | 76         | 60          | 17.3       |                     | Zinc Plate |
| 3006-0211 | 49         | 5,000        | 0           | 76         | 60          | 17.3       |                     | Zinc Plate |
| 3006-5200 | 55 M       | 1,000        | 0           | 76         | 60          | 17.3       |                     | Zinc Plate |
| 3006-5201 | 55 M       | 1,000        | 0           | 76         | 60          | 17.3       |                     | Zinc Plate |
| 3006-5210 | 55 M       | 1,000        | 0           | 76         | 60          | 17.3       |                     | Zinc Plate |
| 3006-5211 | 55 M       | 1,000        | 0           | 76         | 60          | 17.3       |                     | Zinc Plate |

#### Technical Drawing





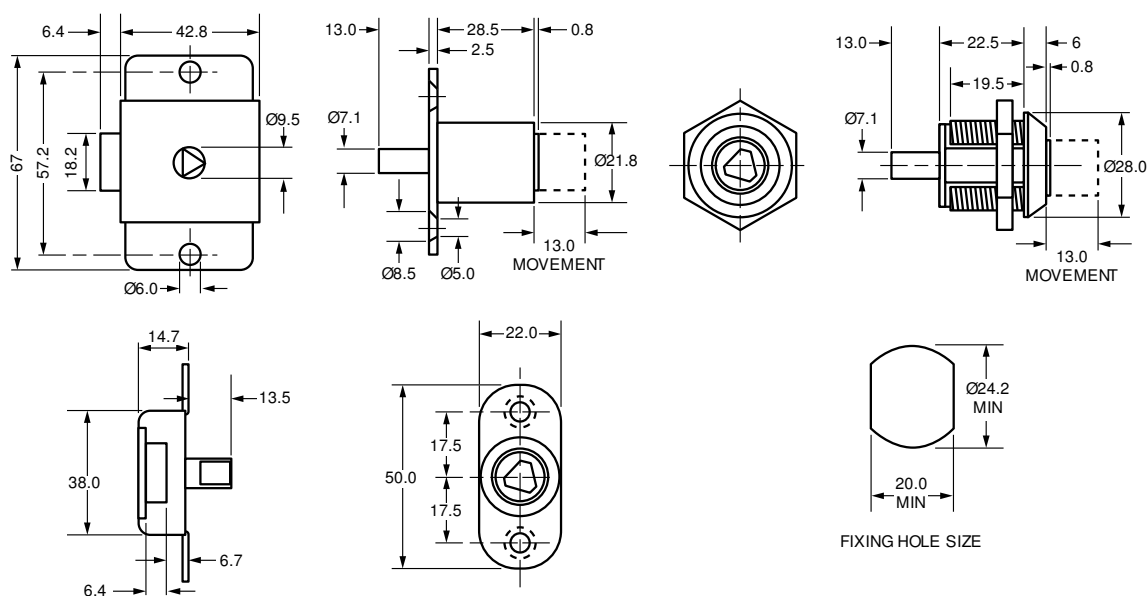
**28.5mm Tool Operated Sliding Door Lock 4282**
**Product Description**

A 28.5mm Tool Operated Sliding Door Lock 4282 available in Bright Chrome. This is a plunger lock that is operable by use of a special tool. Designed for use on sliding doors this lock is ideal for applications such as **Metal** and **Wooden Office Furniture**.

- **Standard finish:** Bright Chrome
- **Fixing hole shape:** Round with screw fixing (see technical drawing)
- **Lock bolt length:** 13mm
- **Tool shape:** 8mm triangle (7mm triangle on request)


**Options**

| SKU  | Key Series   | Combinations | Body Length | Head Width | Head Height | Head Depth | Max Panel Thickness | Finish        | Lock Type |
|------|--------------|--------------|-------------|------------|-------------|------------|---------------------|---------------|-----------|
| 4282 | 8mm Tri-head |              | 28.5        | 21.8       | 21.8        | 28.5       |                     | Bright Chrome | Plunger   |

**Technical Drawing**




## 28.5mm Tool Operated Sliding Door Lock 4284



## Product Description

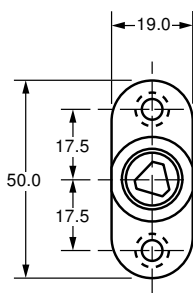
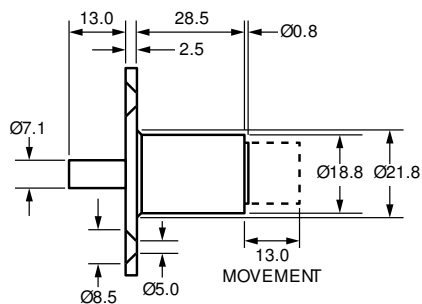
A 28.5mm Tool Operated Sliding Door Lock 4284 available in Bright Chrome. This is a plunger lock that is operable by use of a special tool. Designed for use on sliding doors this lock is ideal for applications such as **Metal** and **Wooden Office Furniture**.

- **Standard finish:** Bright chrome
- **Fixing hole shape:** Round with screw fixing (see technical drawing)
- **Tool shape:** 8mm triangle (7mm triangle on request)

## Options

| SKU  | Key Series   | Combinations | Body Length | Head Width | Head Height | Head Depth | Max Panel Thickness | Finish        |
|------|--------------|--------------|-------------|------------|-------------|------------|---------------------|---------------|
| 4284 | 8mm Tri-head |              | 28.5        | 18.8       | 18.8        | 28.5       |                     | Bright Chrome |

## Technical Drawing



20mm Coin Operated Camlock  
4412



Product Description

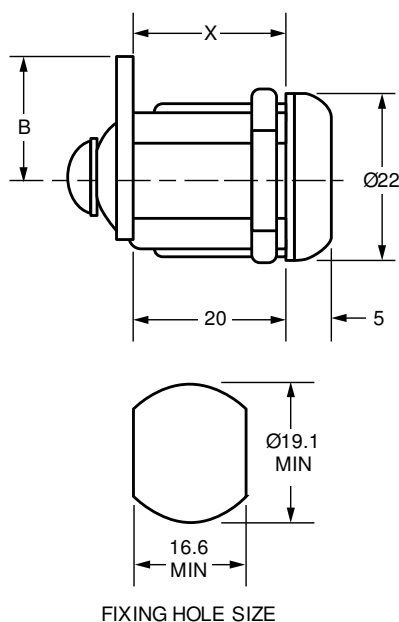
A 20mm Coin Operated Camlock 4412 available in Bright Chrome. These locks are operable by a coin or screwdriver making them ideal for applications such as **Enclosures** and **Heavy Duty Vehicles** or anywhere additional security is required.

- **Standard movements:** 1, 2, 3, 4
- **Standard finish:** Bright chrome
- **Fixing hole shape:** Double D
- **Dimension 'B' Specification:** See [Cams](#)
- **Dimension 'X' Specification:** See [Cams](#)

Options

| SKU  | Key Series | Combinations | Body Length | Head Width | Head Height | Head Depth | Max Panel Thickness | Finish        | Head Shape | Housing Fixing | Cap      |
|------|------------|--------------|-------------|------------|-------------|------------|---------------------|---------------|------------|----------------|----------|
| 4412 | Coin       |              | 20          | 22         | 22          | 5          |                     | Bright Chrome | Round      | Nut fixing     | Capped   |
| 4415 | Coin       |              | 20          | 0          | 0           | 0          |                     | Bright Chrome | Square     | Snap In Fix    | Uncapped |
| 4420 | Coin       |              | 20          | 0          | 0           | 0          |                     | Bright Chrome | Square     | Horseshoe clip | Uncapped |

Technical Drawing



16mm Coin Operated Camlock  
B533

Product Description

A 16mm Coin Operated Camlock B533 available in Bright Chrome. These locks are operable by a coin or screwdriver making them ideal for applications such as **Medical Furniture** and **Postal** or anywhere additional security is required.

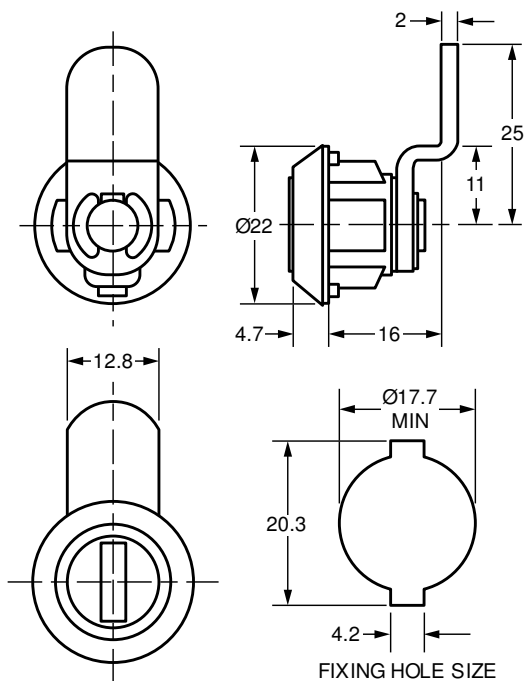
- **Standard movements:** 3, 4
- **Standard finish:** Bright chrome
- **Fixing hole shape:** Round with notches



Options

| SKU  | Key Series | Combinations | Body Length | Head Width | Head Height | Head Depth | Max Panel Thickness | Housing Fixing | Finish        |
|------|------------|--------------|-------------|------------|-------------|------------|---------------------|----------------|---------------|
| B533 | Coin       |              | 0           | 22         | 22          | 4.7        |                     | Horseshoe clip | Bright Chrome |

Technical Drawing



9.5mm Coin Operated Camlock  
B715

Product Description

A 9.5mm Coin Operated Camlock B715 available in Bright Chrome. These locks are operable by a coin or screwdriver making them ideal for applications such as **Lockers** or anywhere additional security is required.

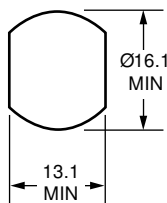
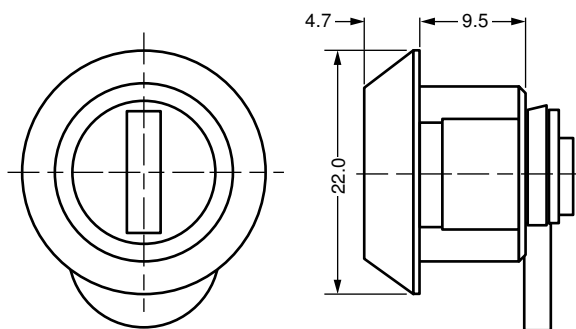
- **Standard movements:** 3, 4
- **Standard finish:** Bright chrome
- **Fixing hole shape:** Double D



Options

| SKU  | Key Series | Combinations | Body Length | Head Width | Head Height | Head Depth | Max Panel Thickness | Housing Fixing | Finish        |
|------|------------|--------------|-------------|------------|-------------|------------|---------------------|----------------|---------------|
| B715 | Coin       |              | 9.5         | 22         | 22          | 4.7        |                     | Nut fixing     | Bright Chrome |

Technical Drawing



FIXING HOLE SIZE

**11.1mm Coin Operated Camlock C374**

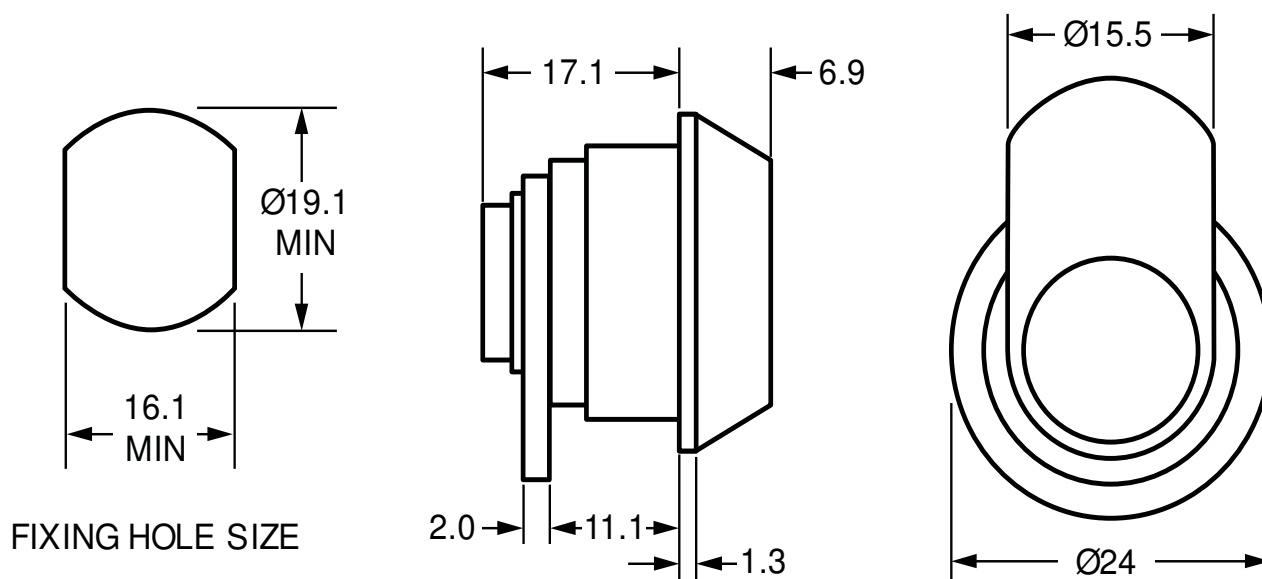
**Product Description**

A 11.1mm Coin Operated Camlock C374 available in White with the housing and barrel in PBT 20% Fibre Glass. These locks are operable by a coin or screwdriver making them ideal for applications such as **Enclosures** or anywhere additional security or anti-corrosion protection is required.

- **Standard finish:** White – Housing & barrel in PBT 20% fibre glass
- **Panel thickness:** 0.8-1mm
- **Fixing hole shape:** Double D

**Options**

| SKU  | Key Series | Combinations | Body Length | Head Width | Head Height | Head Depth | Max Panel Thickness | Housing Fixing | Finish | Total Movement |
|------|------------|--------------|-------------|------------|-------------|------------|---------------------|----------------|--------|----------------|
| C374 | Coin       |              | 11.1        | 24         | 24          | 6.9        | 0.8-1.0             | Snap In Fix    | White  | 90°            |

**Technical Drawing**


20mm Coin Operated Camlock  
F648

Product Description

A 20mm Coin Operated Camlock F648 available Nickel Plated. These locks are operable by a coin or screwdriver making them ideal for applications such as **Enclosures** and **Heavy Duty Vehicles** or anywhere additional security is required.

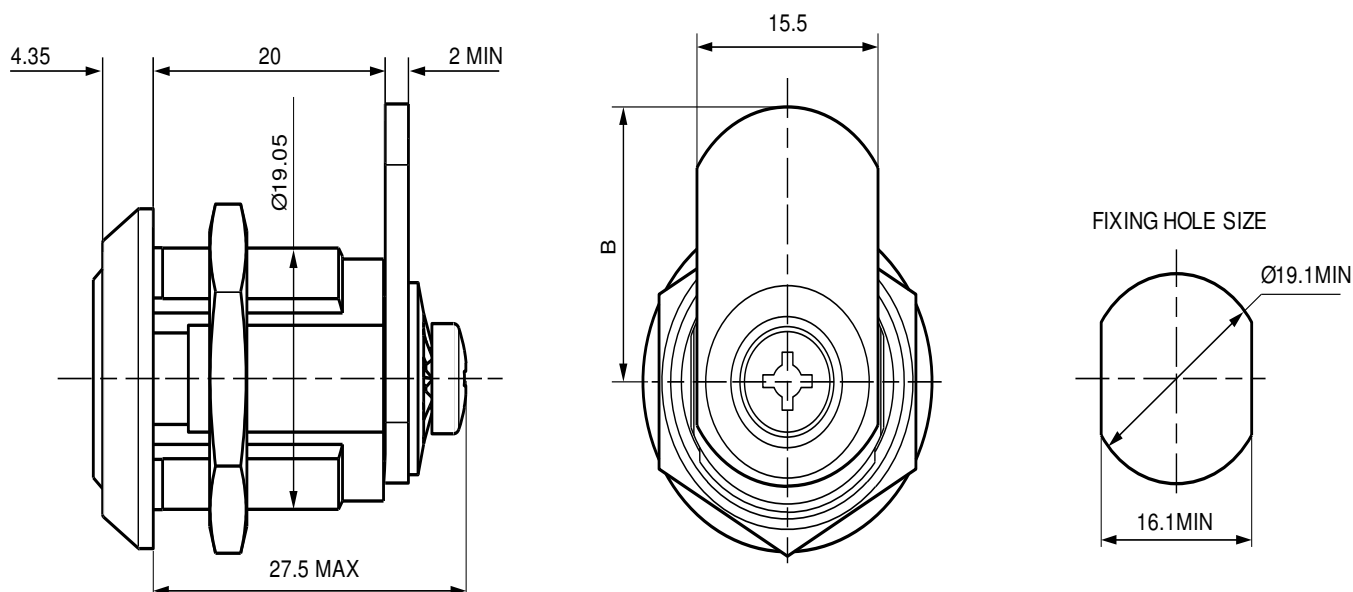
- **Standard movements:** 1, 2, 3, 4
- **Standard finish:** Nickel Plated
- **Fixing hole shape:** Double D



Options

| SKU  | Key Series | Combinations | Body Length | Head Width | Head Height | Head Depth | Max Panel Thickness | Finish        | Housing Fixing |
|------|------------|--------------|-------------|------------|-------------|------------|---------------------|---------------|----------------|
| F648 |            |              | 20          | 24.75      | 24.75       | 4.35       | 12.5                | Nickel Plated | Nut fixing     |

Technical Drawing





## 10mm Coin Operated Camlock D135



## Product Description

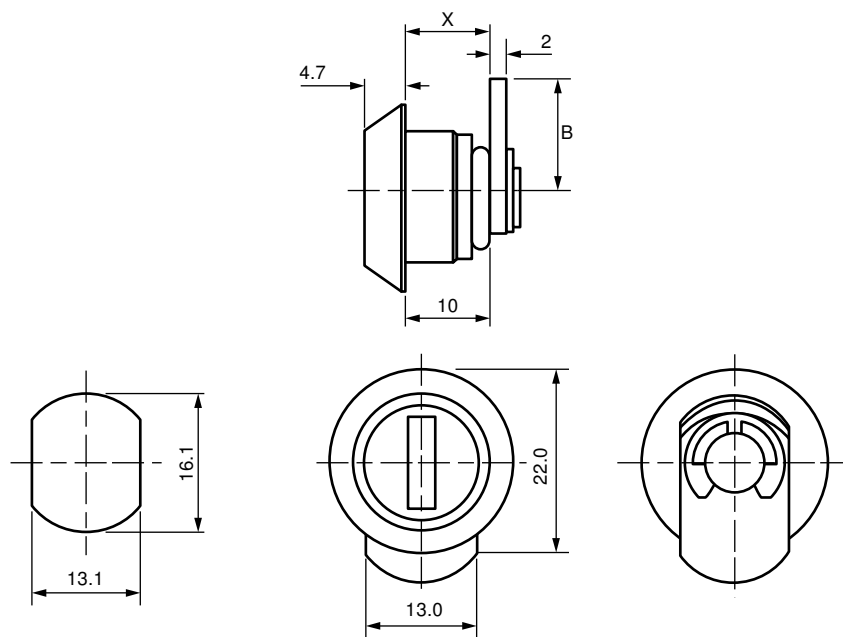
A 10mm Coin Operated Camlock D135 available in Nickel. These locks are operable by a coin or screwdriver making them ideal for applications such as **Enclosures** and **Heavy Duty Vehicles** or anywhere additional security is required.

- **Standard movements:** 3, 8
- **Standard finish:** Nickel
- **Fixing hole shape:** Double D
- **Comprehensive range of Cams available:** See [Cams](#)

## Options

| SKU  | Key Series | Combinations | Body Length | Head Width | Head Height | Head Depth | Max Panel Thickness |
|------|------------|--------------|-------------|------------|-------------|------------|---------------------|
| D135 |            |              | 10          | 22         | 22          | 4.7        | 3.5                 |

## Technical Drawing



## 21.5mm Tool Operated Camlock C675



## Product Description

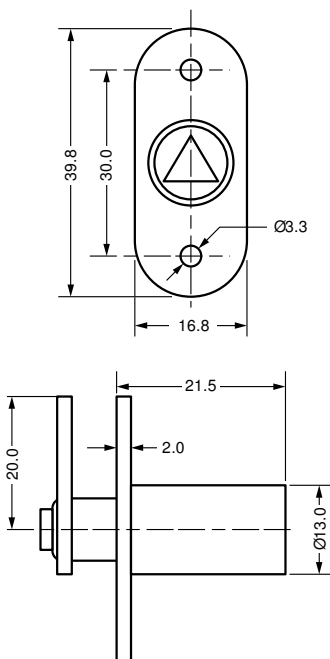
A 21.5mm Tool Operated Camlock C675 available in Bright Nickel. This lock is operable by use of a special tool making it ideal for applications such as **Metal** and **Wooden Office Furniture** or anywhere additional security is required. The lock is also supplied with an inner 'O' ring for smooth rotation.

- **Standard movements:** 1
- **Standard finish:** Bright nickel
- **Fixing hole shape:** Round with screw fixing (see technical drawing)

## Options

| SKU  | Key Series   | Combinations | Body Length | Head Width | Head Height | Head Depth | Max Panel Thickness | Movement | Finish        |
|------|--------------|--------------|-------------|------------|-------------|------------|---------------------|----------|---------------|
| C675 | 7mm Triangle |              | 21.5        | 13         | 13          | 21.5       |                     | 1        | Bright Nickel |

## Technical Drawing



13mm Tool Operated Camlock 5500



Product Description

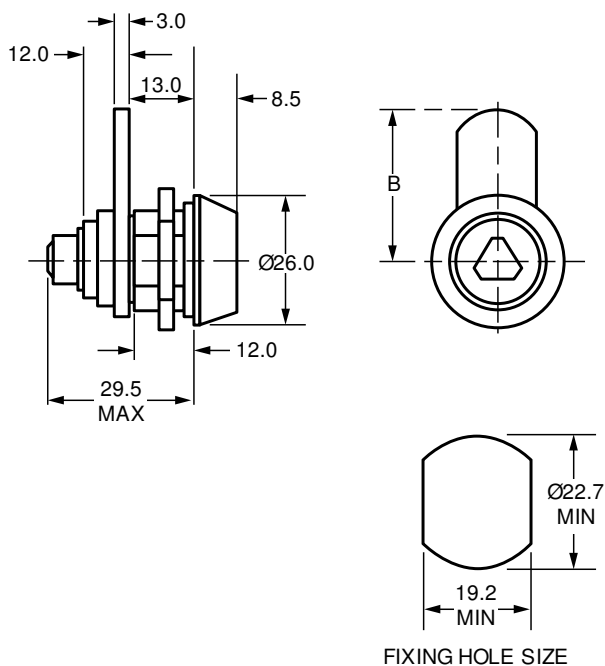
A 13mm Tool Operated Camlock 5500 available in Bright Chrome. Available in 3 different cam lengths, these locks are operable with a special tool to open the lock. This makes them ideal for applications such as **Enclosures** or anywhere additional security is required.

- **Standard finish:** Bright chrome
- **Fixing hole shape:** Double D
- **B = Cam lengths:** 30, 58, 90mm
- **5503:** with spring return cam

Options

| SKU  | Key Series | Combinations | Body Length | Head Width | Head Height | Head Depth | Max Panel Thickness | Finish        |
|------|------------|--------------|-------------|------------|-------------|------------|---------------------|---------------|
| 5500 | Tri-head   |              | 13          | 26         | 26          | 8.5        |                     | Bright Chrome |
| 5503 |            |              | 13          | 26         | 26          | 8.5        |                     | Bright Chrome |

Technical Drawing



20mm Tool Operated Camlock  
5505

Product Description

A 20mm Tool Operated Camlock 5505 available in Satin Chrome. This lock requires a special tool to open it and so makes it ideal for applications such as **Enclosures** or anywhere additional security is required.

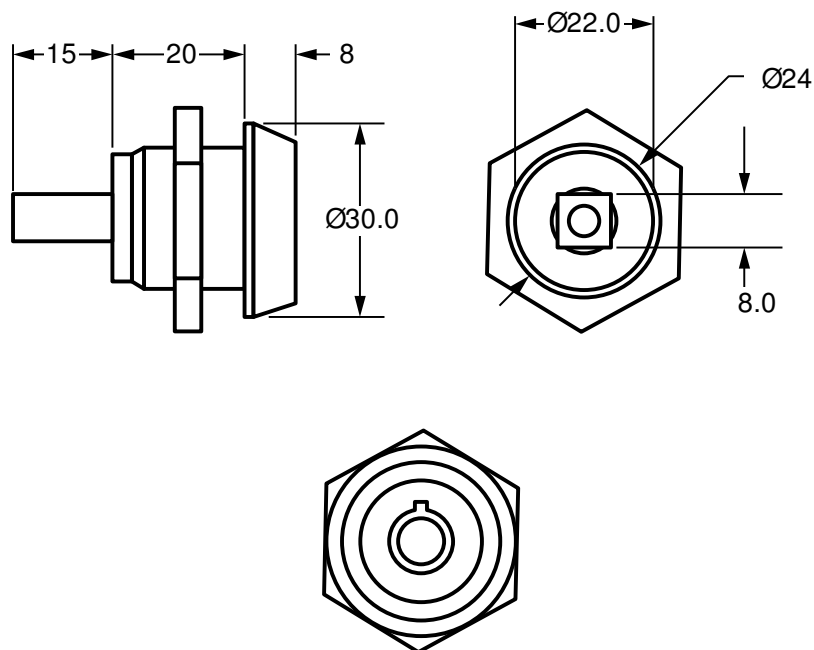
- **Standard finish:** Satin chrome



Options

| SKU  | Key Series | Combinations | Body Length | Head Width | Head Height | Head Depth | Max Panel Thickness | Finish       |
|------|------------|--------------|-------------|------------|-------------|------------|---------------------|--------------|
| 5505 |            |              | 20          | 30         | 30          | 8          |                     | Satin Chrome |

Technical Drawing



## 12.6mm Fixed Key Camlock B506

## Product Description



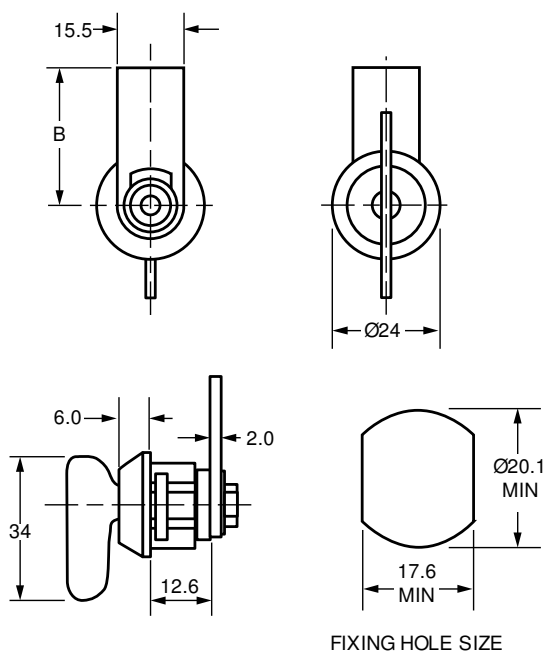
A 12.6mm Fixed Key Camlock B506 available in Bright Chrome. This lock is operable by use of a fixed key which is fixed to the cylinder. This is an ideal for applications such as **Enclosures**.

- **Standard movements:** 3
- **Standard finish:** Bright chrome
- **Fixing hole shape:** Double D

## Options

| SKU  | Key Series | Combinations | Body Length | Head Width | Head Height | Head Depth | Max Panel Thickness | Movement | Finish        |
|------|------------|--------------|-------------|------------|-------------|------------|---------------------|----------|---------------|
| B506 | Fixed key  |              | 12.6        | 24         | 24          | 6          |                     | 3        | Bright Chrome |

## Technical Drawing



## 12.8mm Tool Operated Camlock B236



### Product Description

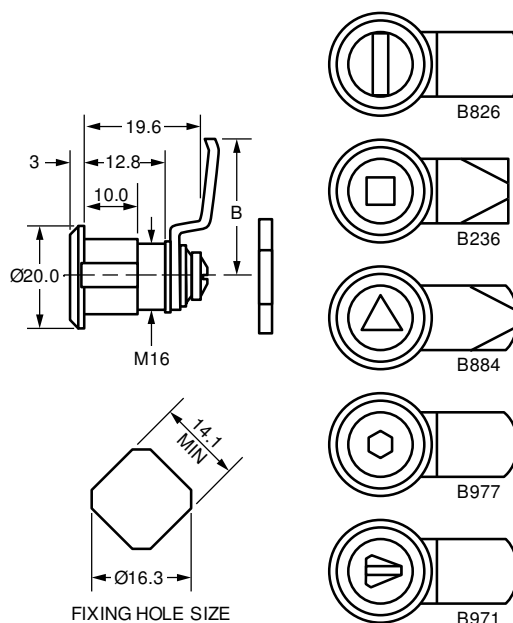
A 12.8mm Tool Operated Camlock B236 available in Bright Nickel. This lock is operable by use of a special tool making it ideal for applications such as **Heavy Duty Vehicles** or anywhere additional security is required. The lock can also be supplied with a sealer ring on request.

- **Standard movements:** 8
- **Standard finish:** Bright nickel
- **Fixing hole shape:** Squared
- **Cam fixing:** Screw & Washer
- **Dimension 'B' Specification:** See [Cams](#)

### Options

| SKU  | Key Series    | Combinations | Body Length | Head Width | Head Height | Head Depth | Max Panel Thickness | Finish        | Movement |
|------|---------------|--------------|-------------|------------|-------------|------------|---------------------|---------------|----------|
| B236 | 6mm Square    |              | 12.8        | 20         | 20          | 3          |                     | Bright Nickel | 8        |
| B826 | Screwdriver   |              | 12.8        | 20         | 20          | 3          |                     | Bright Nickel | 8        |
| B884 | 7mm Triangle  |              | 12.8        | 20         | 20          | 3          |                     | Bright Nickel | 8        |
| B971 | 7mm Square    |              | 12.8        | 20         | 20          | 3          |                     | Bright Nickel | 8        |
| B977 | 4mm Allen Key |              | 12.8        | 20         | 20          | 3          |                     | Bright Nickel | 8        |

### Technical Drawing



23.7mm Tool Operated Camlock  
5502



Product Description

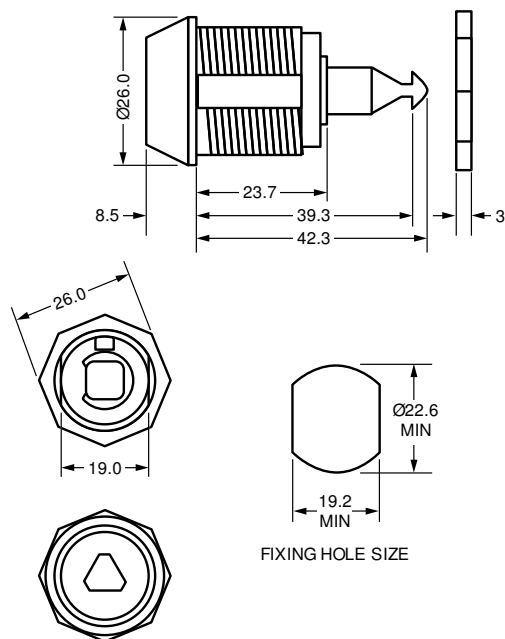
A 23.7mm Tool Operated Camlock 5502 available in Chrome Plate. This lock requires a spring clip to be fitted to the customers' cabinet to engage the lock spindle. It also requires a special tool to open the lock. This makes it ideal for applications such as Enclosures or anywhere additional security is required.

- **Standard movements:** 1, 2
- **Standard finish:** Chrome plate
- **Panel thickness:** 15mm
- **Fixing hole shape:** Double D

Options

| SKU  | Key Series | Combinations | Body Length | Head Width | Head Height | Head Depth | Max Panel Thickness | Finish       |
|------|------------|--------------|-------------|------------|-------------|------------|---------------------|--------------|
| 5502 | Tri-head   |              | 23.7        | 26         | 26          | 8.5        | 15.0                | Chrome Plate |

Technical Drawing



FIXING HOLE SIZE

20.3mm Key Tool Operated  
Camlock 5506

Product Description

A 20.3mm Key Tool Operated Camlock 5506 available in Chrome Plate. Key movement on this lock is determined by customer mechanism, and requires a special tool to open the lock. This makes them ideal for applications such as **Heavy Duty Vehicles** or anywhere additional security is required.

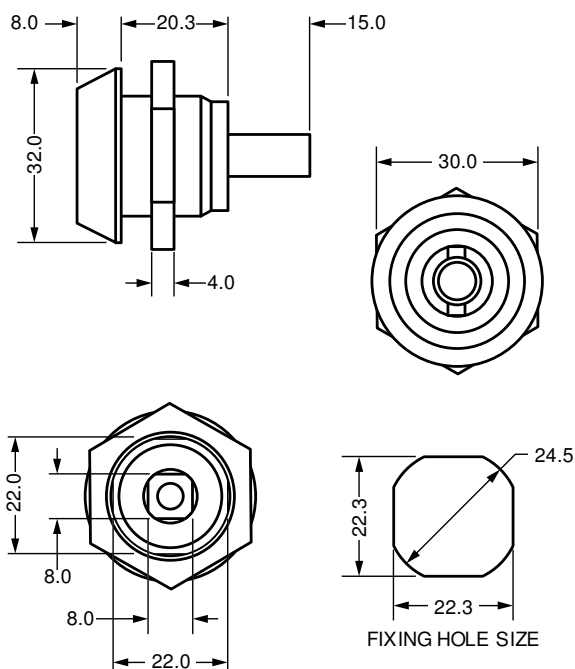
- **Standard finish:** Chrome plate
- **Panel thickness:** 10mm
- **Fixing hole shape:** Squared



Options

| SKU  | Key Series | Combinations | Body Length | Head Width | Head Height | Head Depth | Max Panel Thickness | Finish       |
|------|------------|--------------|-------------|------------|-------------|------------|---------------------|--------------|
| 5506 |            |              | 20.3        | 32         | 32          | 8          | 10.0                | Chrome Plate |

Technical Drawing





29mm Tool Operated Camlock  
5507



Product Description

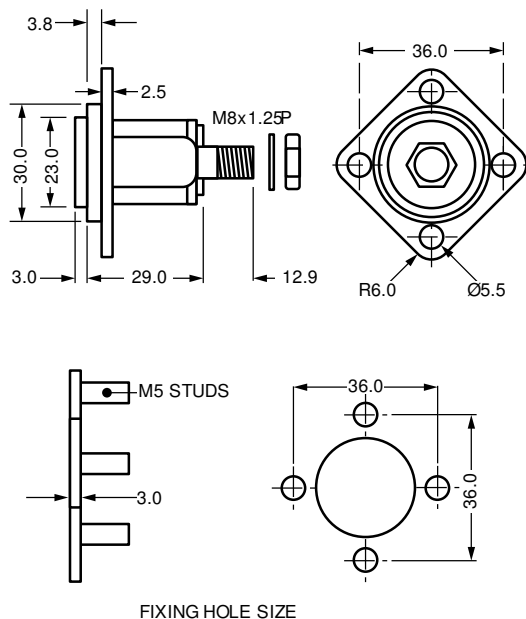
A 29mm Tool Operated Camlock 5507 available in Stainless Steel (self colour). This lock is operable by use of a special tool making it ideal for applications such as **Metal or Wooden Office Furniture** or anywhere additional security is required.

- **Standard movements:** 1, 2
- **Standard finish:** Stainless steel self colour
- **Panel thickness:** 3mm
- **Fixing hole shape:** Round with screw fixing (see technical drawing)
- 2 key types available 'A' and 'B' – refer to sales department

Options

| SKU  | Key Series           | Combinations | Body Length | Head Width | Head Height | Head Depth | Max Panel Thickness | Finish          |
|------|----------------------|--------------|-------------|------------|-------------|------------|---------------------|-----------------|
| 5507 | Type A or Type B Key |              | 22.7        | 23         | 23          | 3          | 3.0                 | Stainless Steel |

Technical Drawing



20mm Tool Operated Camlock  
B576



Product Description

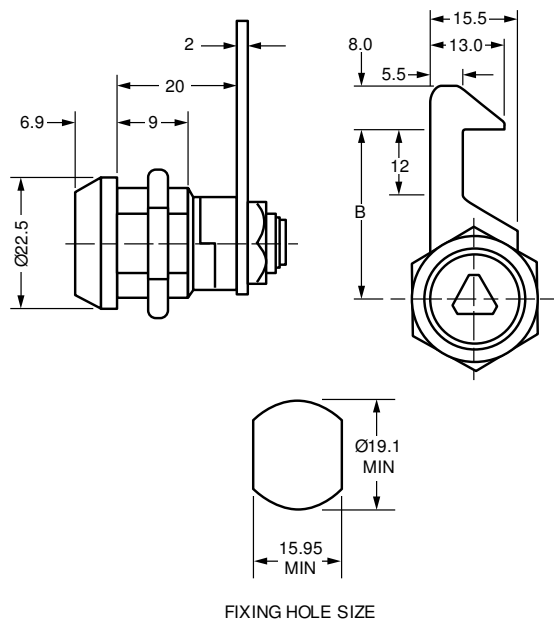
A 20mm Tool Operated Camlock B576 available in Bright Nickel. This lock is operable by use of a special tool making it ideal for applications such as **Lockers** and **Postal** or anywhere additional security is required. The lock also has a spring action return on the cam.

- **Standard movements:** 2
- **Standard finish:** Bright nickel
- **Panel thickness:** 6mm
- **Fixing hole shape:** Double D
- **Dimension 'B' Specification:** See [Cams](#)

Options

| SKU  | Key Series   | Combinations | Body Length | Head Width | Head Height | Head Depth | Max Panel Thickness | Movement | Finish        |
|------|--------------|--------------|-------------|------------|-------------|------------|---------------------|----------|---------------|
| B576 | 8mm Triangle |              | 20          | 22.5       | 22.5        | 6.9        | 6.0                 | 2        | Bright Nickel |
| B900 | 9mm Triangle |              | 20          | 22.5       | 22.5        | 6.9        | 6.0                 | 2        | Bright Nickel |

Technical Drawing



FIXING HOLE SIZE

## 11.1mm Tool Operated Camlock B929



## Product Description

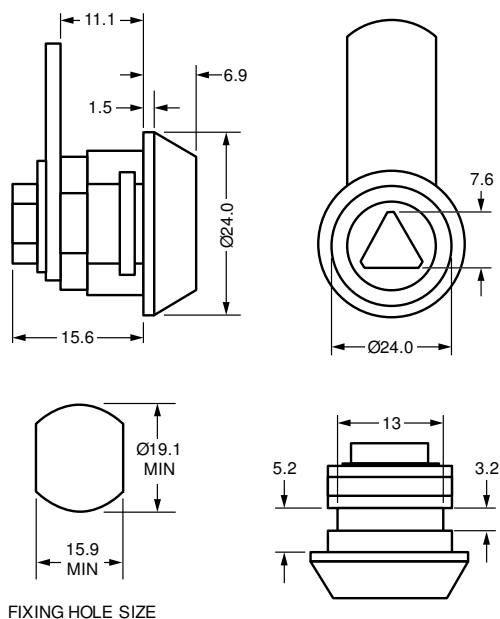
A 11.1mm Tool Operated Camlock B929 available in Iridite. This lock is operable by use of a special tool making it ideal for applications such as **Medical Furniture** or anywhere additional security is required.

- **Standard movements:** 3
- **Standard finish:** Iridite
- **Fixing hole shape:** Double D
- **Cam fixing:** Circlip

## Options

| SKU  | Key Series   | Combinations | Body Length | Head Width | Head Height | Head Depth | Max Panel Thickness | Finish  | Movement |
|------|--------------|--------------|-------------|------------|-------------|------------|---------------------|---------|----------|
| B929 | 8mm Triangle |              | 11.1        | 24         | 24          | 6.9        |                     | Iridite | 3        |

## Technical Drawing



## 20mm Tool Operated Camlock C073

### Product Description

A 20mm Tool Operated Camlock C073 available Nickel Plated. This lock is operable by use of a special tool making it ideal for applications such as **Enclosures** or anywhere additional security is required.

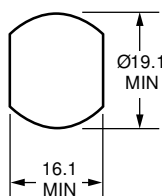
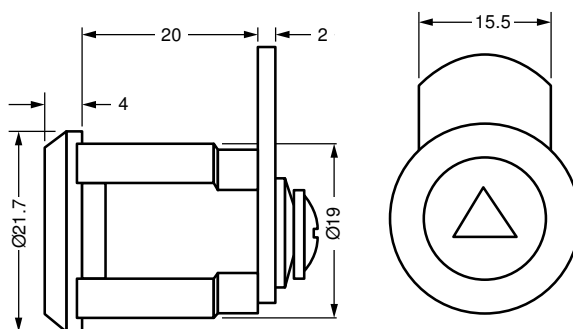
- **Standard movements:** 3, 8
- **Standard finish:** Nickel plated
- **Panel thickness:** 12mm
- **Fixing hole shape:** Double D



### Options

| SKU  | Key Series   | Combinations | Body Length | Head Width | Head Height | Head Depth | Max Panel Thickness | Cam Fixing | Housing Fixing |
|------|--------------|--------------|-------------|------------|-------------|------------|---------------------|------------|----------------|
| C073 | 6mm Triangle |              | 20          | 21.7       | 21.7        | 4          | 12.0                | Screw      | Nut fixing     |

### Technical Drawing



FIXING HOLE SIZE

## 20.6mm Tool Operated Camlock C473



## Product Description

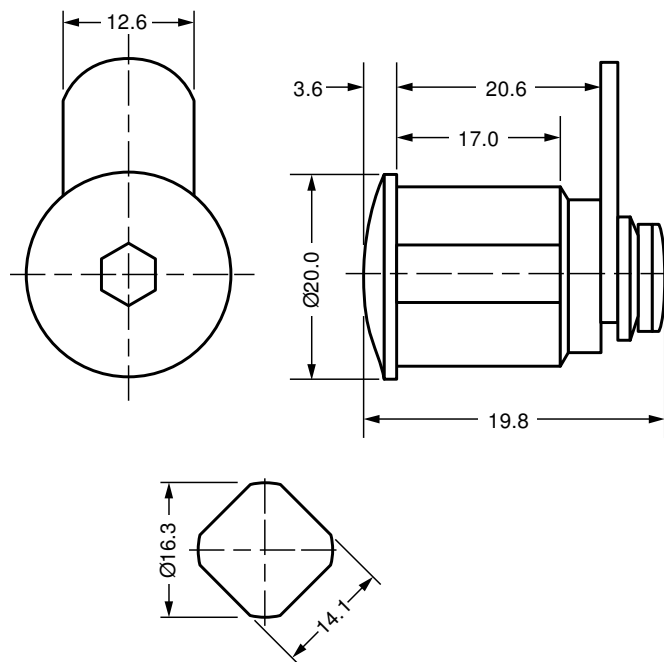
A 20.6mm Tool Operated Camlock C473 available in Bright Nickel. This lock is operable by use of an allen key making it ideal for applications such as **Enclosures** or anywhere additional security is required.

- **Standard movements:** 1
- **Standard finish:** Bright nickel
- **Fixing hole shape:** Squared
- **Horsehoe clip fixing** on request

## Options

| SKU  | Key Series    | Combinations | Body Length | Head Width | Head Height | Head Depth | Max Panel Thickness | Movement | Finish        |
|------|---------------|--------------|-------------|------------|-------------|------------|---------------------|----------|---------------|
| C473 | 4mm Allen Key |              | 20.6        | 20         | 20          | 3.6        |                     | 1        | Bright Nickel |

## Technical Drawing



**11.7mm Tool Operated Slamlock C987**

**Product Description**

A 11.7mm Tool Operated Slamlock C987 available in Nickel (Chrome on special request). This lock is operable by a special tool only and automatically locks when closed making it ideal for applications such as **Enclosures** or anywhere additional security is required.

- **Standard movements:** 1 Slamlock
- **Standard finish:** Nickel or Chrome
- **Panel thickness:** 4mm
- **Fixing hole shape:** see drawing below
- **Cam:** spring action return
- **Key:** available to order

| Key Series   | Lock Combinations | Standard Movements | Key Combinations | Max Panel Thickness | Milling 'X' | Panel Fixing | Key Head Shape | Lock Finish (electroplated coating)        |
|--------------|-------------------|--------------------|------------------|---------------------|-------------|--------------|----------------|--|
| Triangle 8mm | -                 | 1 Slamlock         | -                | 4mm                 | -           | Nut          | -              | 7 – standard nickel<br>2 – chrome to order |

**Options**

| SKU  | Key Series   | Combinations | Body Length | Head Width | Head Height | Head Depth | Max Panel Thickness | Housing Fixing | Finish |
|------|--------------|--------------|-------------|------------|-------------|------------|---------------------|----------------|--------|
| C987 | 8mm Triangle |              | 11.7        | 26         | 26          | 5          | 9                   | Nut fixing     | Nickel |

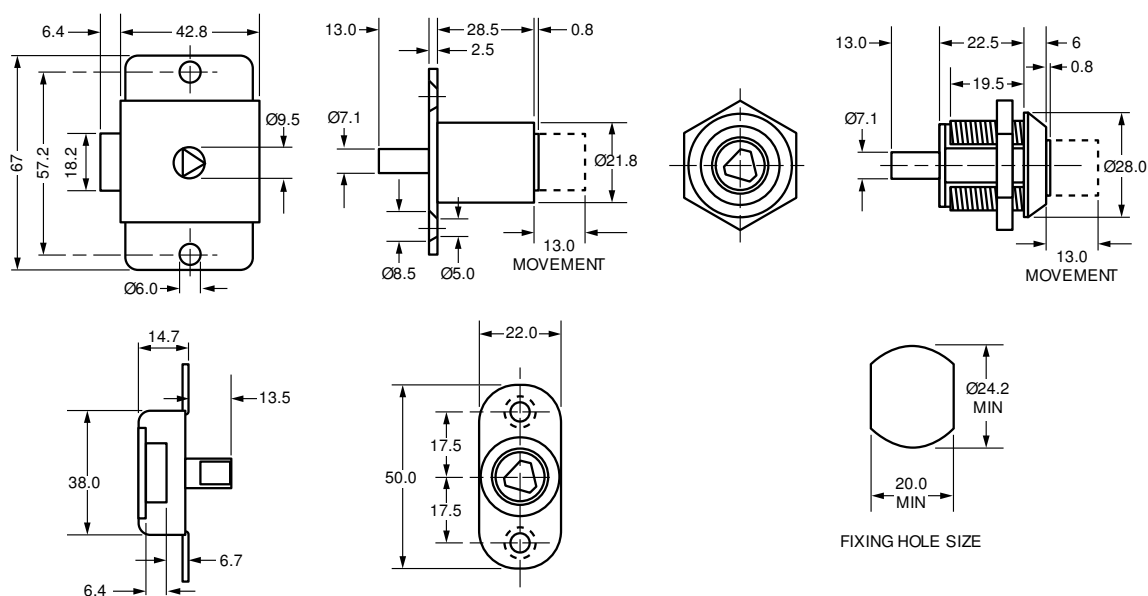
**14.7mm Tool Operated Slamlock  
5524**
**Product Description**

A 14.7mm Tool Operated Slamlock 5524 available in Zinc Plate. This slamlock is operable by use of a special tool making it ideal for applications such as **Enclosures** and **Postal** or anywhere additional security is required.

- **Standard finish:** Zinc plate
- **Fixing hole shape:** Round with screw fixing (see technical drawing)
- **Tool shape:** 8mm triangle (7mm triangle on request)


**Options**

| SKU  | Key Series   | Combinations | Body Length | Head Width | Head Height | Head Depth | Max Panel Thickness | Finish     |
|------|--------------|--------------|-------------|------------|-------------|------------|---------------------|------------|
| 5524 | 8mm Tri-head |              | 6.7         | 0          | 0           | 13.5       |                     | Zinc Plate |

**Technical Drawing**


## 55.2mm Lock 5511

## Product Description



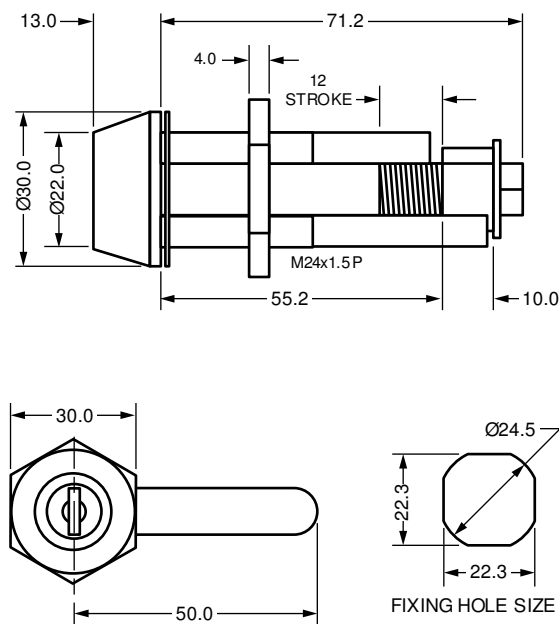
A 55.2mm Lock 5511 in Chrome Plate with compression feature. An ideal lock for use on large electrical **enclosures**, access panels and data cabinets.

- **Standard finish:** Chrome plate
- **Panel thickness:** 25mm
- **Fixing hole shape:** Squared
- **Compression movement** 12mm linear and 180° rotational for cam to clear frame

## Options

| SKU  | Key Series | Combinations | Body Length | Head Width | Head Height | Head Depth | Max Panel Thickness | Finish       |
|------|------------|--------------|-------------|------------|-------------|------------|---------------------|--------------|
| 5511 |            |              | 55.2        | 30         | 30          | 13         | 25.0                | Chrome Plate |

## Technical Drawing





16mm Tool Operated Camlock  
F248

Product Description

A 16mm Tool Operated Camlock F248 available in Bright Chrome. This spring action camlock is operable by use of a special tool making it ideal for applications such as **Enclosures** and **Postal** or anywhere additional security is required.

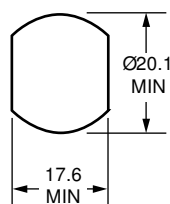
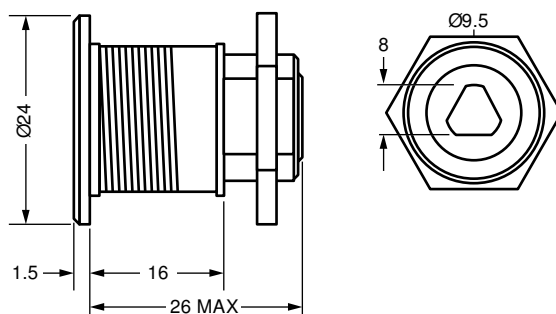
- **Standard movements:** D (clockwise), G (anti-clockwise)
- **Standard finish:** Bright chrome
- **Panel thickness:** 6.5mm
- **Fixing hole shape:** Double D



Options

| SKU    | Key Series        | Combinations | Body Length | Head Width | Head Height | Head Depth | Max Panel Thickness | Housing Fixing | Finish        |
|--------|-------------------|--------------|-------------|------------|-------------|------------|---------------------|----------------|---------------|
| F248AH | F8076             |              | 16          | 24         | 24          | 1.5        | 6.5                 | Nut fixing     | Bright Chrome |
| F248H  | F8076             |              | 16          | 24         | 24          | 1.5        | 6.5                 | Nut fixing     | Bright Chrome |
| F589   | 6mm Hexagonal Key |              | 16          | 24         | 24          | 1.5        | 6.5                 | Nut fixing     | Bright Chrome |

Technical Drawing



FIXING HOLE SIZE

14.5mm Tool Operated Camlock  
F593



Product Description

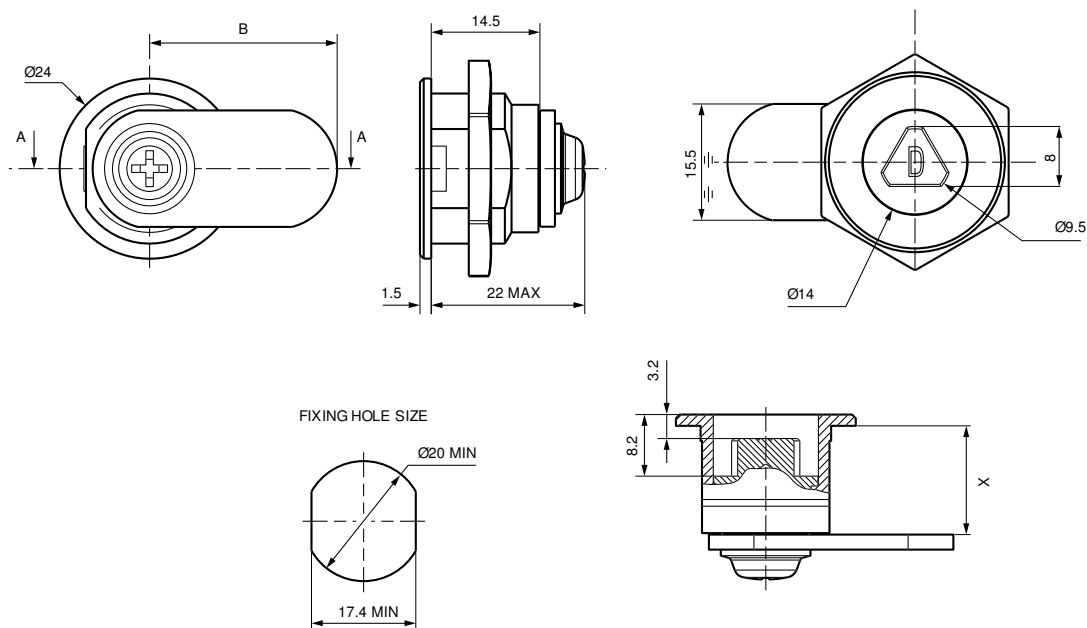
A 14.5mm Budget Lock F593 available in Bright Chrome. This lock is ideal for applications such as **Enclosures, Heavy Duty Vehicles** and **Medical Furniture**.

- **Standard movements:** 1, 2
- **Standard finish:** Bright chrome
- **Panel thickness:** 6mm
- **Fixing hole shape:** Double D

Options

| SKU  | Key Series | Combinations | Body Length | Head Width | Head Height | Head Depth | Max Panel Thickness | Finish        | Housing Fixing |
|------|------------|--------------|-------------|------------|-------------|------------|---------------------|---------------|----------------|
| F593 |            |              | 14.5        | 24         | 24          | 1.5        | 6                   | Bright Chrome | Nut fixing     |

Technical Drawing



### 17.3mm Coin Operated Camlock F703



### Product Description

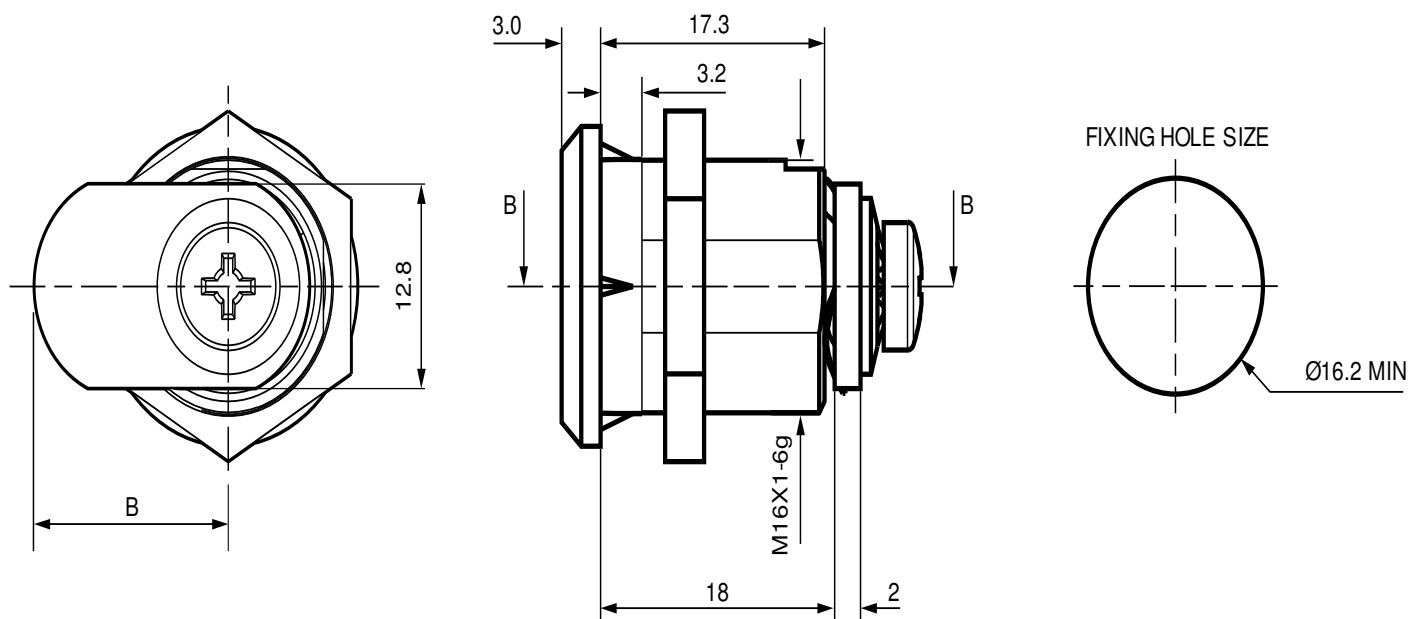
A 17.3mm Coin Operated Camlock F703 available Nickel Plated. These locks are operable by a coin or screwdriver making them ideal for applications such as **Enclosures** and **Heavy Duty Vehicles** or anywhere additional security is required.

- **Standard movements:** 1
- **Standard finish:** Nickel Plated
- **Fixing hole shape:** Round

### Options

| SKU  | Key Series | Combinations | Body Length | Head Width | Head Height | Head Depth | Max Panel Thickness | Finish        | Housing Fixing | Movement |
|------|------------|--------------|-------------|------------|-------------|------------|---------------------|---------------|----------------|----------|
| F703 |            |              | 17.3        | 20         | 20          | 3          | 13.5                | Nickel Plated | Nut fixing     | 1        |

### Technical Drawing



## 21mm Compression Lock D144

## Product Description



A 21mm Compression Lock in a galvanised finish with a Double D fixing hole shape. This lock is operable by use of a special tool and also has a tightening function to form a close seal between surfaces. This makes it ideal for use on applications such as Enclosures or anywhere a tight seal is required.


- **Standard finish:** Galvanised
- **Fixing hole shape:** Double D
- **Housing fixing:** Nut
- **Standards:** PN-EN 60529:2003 – IP65
- **Available key shapes:** 8mm triangle, 8mm square, "D" shape

## Options

| SKU  | Key Series | Combinations | Body Length | Head Width | Head Height | Head Depth | Max Panel Thickness | Finish     | Housing Fixing |
|------|------------|--------------|-------------|------------|-------------|------------|---------------------|------------|----------------|
| D144 |            |              | 21          | 30.8       | 30.8        | 4          | 6.0                 | Galvanised | Nut fixing     |

9555504

Product Description



M.S. Switches Mini Clip-on (mains voltage)

Electrical Specification:

Proof voltage: >3KV

Contact rating (switch resistive load): 2A 250Vac, 5A 12Vdc – 9555506 Only

4A 250Vac – 9555505 Only

10A 12Vdc – 9555504 and 9555505 Only

Insulation resistance: >50G Ohm

Initial contact resistance: < 20m Ohm

Minimum operating life: 15,000 cycles

Contact material: silver cadmium oxide

Body material: Glass loaded nylon

Tag panel: S.R.B.P.

Operating temperature: -25 to 70°C

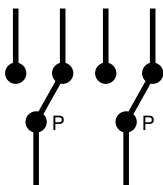
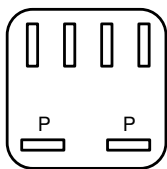
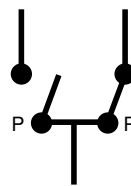
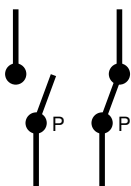
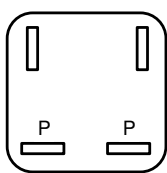
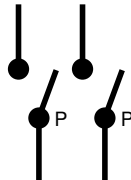
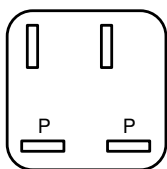
Flame retardancy: UL94 VO

Approvals B.S. SEMKO 9555504 Only

Options

| SKU     | Key Series | Combinations | Body Length | Head Width | Head Height | Head Depth | Max Panel Thickness | Circuit                                 |
|---------|------------|--------------|-------------|------------|-------------|------------|---------------------|---|
| 9555504 |            |              | 0           | 0          | 0           | 0          |                     | 2 Pole OFF/ON                           |
| 9555505 |            |              | 0           | 0          | 0           | 0          |                     | 2 Pole 1 ON/ 1 OFF or 1 Pole Changeover |
| 9555506 |            |              | 0           | 0          | 0           | 0          |                     | 2 Pole Changeover                       |

Technical Drawing



9550504

Product Description



M.S. Switches Clip-on (mains voltage)

Electrical Specification:

Proof voltage: >3KV

Contact rating (switch resistive load): 2A 250Vac, 5A 12Vdc – 9550506 Only

4A 250Vac, 10A 12Vdc – 9550504 and 9550505 Only

Insulation resistance: >50G Ohm

Initial contact resistance: < 20m Ohm

Minimum operating life: 15,000 cycles

Contact material: silver cadmium oxide

Body material: Glass loaded nylon

Tag panel: S.R.B.P.

Operating temperature: -25 to 70°C

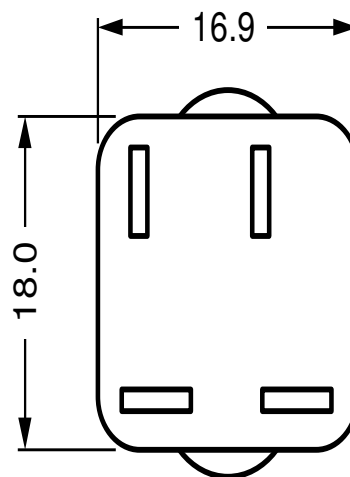
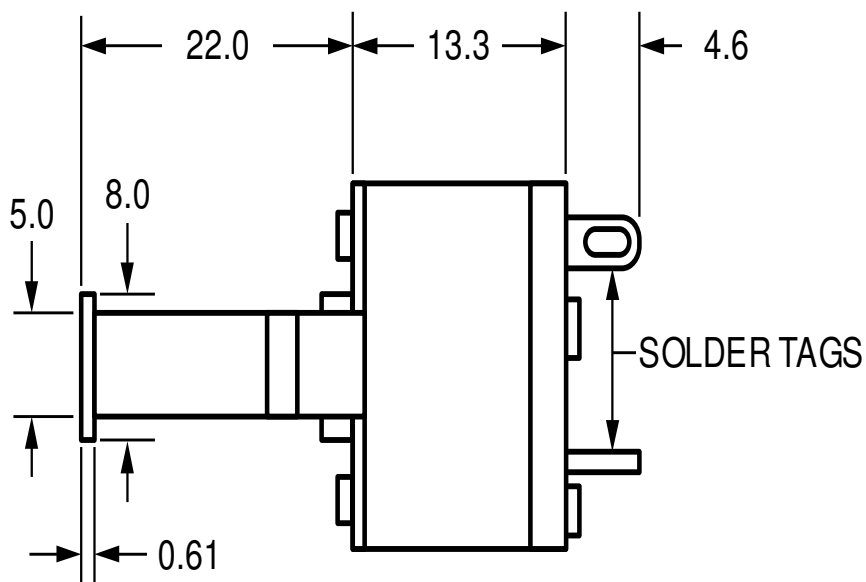
Flame retardancy: UL94V0

Approvals B.S. SEMKO 9550504 Only

Options

| SKU     | Key Series | Combinations | Body Length | Head Width | Head Height | Head Depth | Max Panel Thickness | Circuit                                 |
|---------|------------|--------------|-------------|------------|-------------|------------|---------------------|---|
| 9550504 |            |              | 0           | 0          | 0           | 0          |                     | 2 Pole OFF/ON                           |
| 9550505 |            |              | 0           | 0          | 0           | 0          |                     | 2 Pole 1 ON/ 1 OFF or 1 Pole Changeover |
| 9550506 |            |              | 0           | 0          | 0           | 0          |                     | 2 Pole Changeover                       |

Technical Drawing



9556504

Product Description



**M.S. Switches Snap-on (mains voltage)**

**Electrical Specification:**

Proof voltage: >3KV

Contact rating (switch resistive load): 2A 250Vac, 5A 12Vdc – 9556506 Only

4A 250Vac, 10A 12Vdc – 9556504 and 9556505 Only

Insulation resistance: >50G Ohm

Initial contact resistance: < 20m Ohm

Minimum operating life: 15,000 cycles

Contact material: silver cadmium oxide

Body material: Glass loaded nylon

Tag panel: S.R.B.P.

Operating temperature: -25 to 70°C

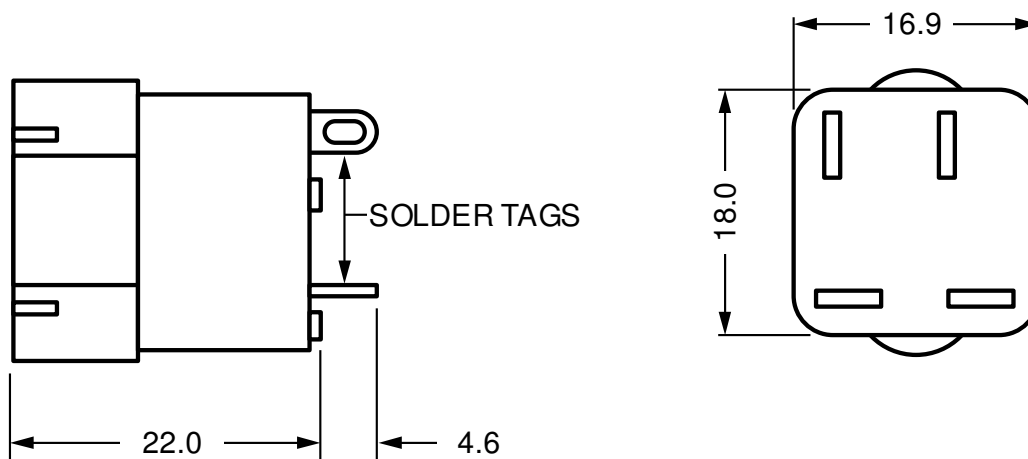
Flame retardancy: UL94V0

Approvals B.S. SEMKO 9556504 Only

Options

| SKU     | Key Series | Combinations | Body Length | Head Width | Head Height | Head Depth | Max Panel Thickness | Circuit                                 |
|---------|------------|--------------|-------------|------------|-------------|------------|---------------------|---|
| 9556504 |            |              | 0           | 0          | 0           | 0          |                     | 2 Pole OFF/ON                           |
| 9556505 |            |              | 0           | 0          | 0           | 0          |                     | 2 Pole 1 ON/ 1 OFF or 1 Pole Changeover |
| 9556506 |            |              | 0           | 0          | 0           | 0          |                     | 2 Pole Changeover                       |

Technical Drawing



9550006

Product Description



Rotary Action M.S. Switches (mains voltage)

Electrical Specification:

Proof voltage: >3KV

Contact rating (switch resistive load): 2A 250Vac, 5A 12Vdc

Insulation resistance: >50G Ohm

Initial contact resistance: < 20m Ohm

Minimum operating life: 15,000 cycles

Contact material: silver cadmium oxide

Body material: Glass loaded nylon

Tag panel: S.R.B.P.

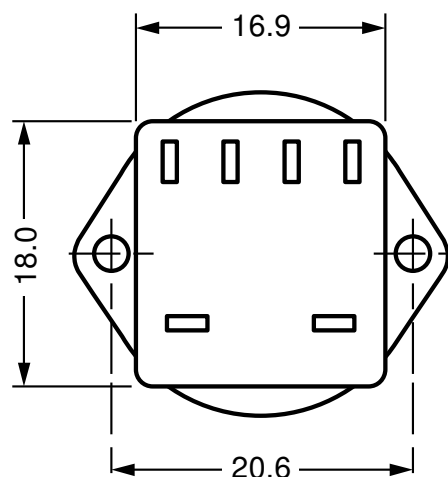
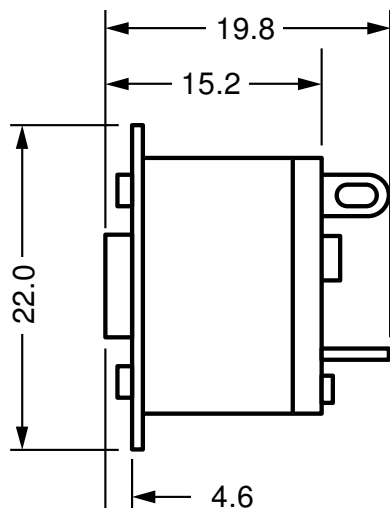
Operating temperature: -25 to 70°C

Flame retardancy: UL94VO

Options

| SKU     | Key Series | Combinations | Body Length | Head Width | Head Height | Head Depth | Max Panel Thickness | Circuit           |
|---------|------------|--------------|-------------|------------|-------------|------------|---------------------|-------------------|
| 9550006 |            |              | 0           | 0          | 0           | 0          |                     | 2 Pole Changeover |

Technical Drawing





**8 Disc Rotary Action Keyswitch  
2904**

**Product Description**

8 Disc Rotary Action Keyswitch 2904 with a bright chrome head and passivated body. ideal for use in applications such as **Cash Management** and **Enclosures**.

| Keyswitch Number | Splines | Index'G   | Key Free          | Key Combinations |
|------------------|---------|-----------|-------------------|------------------|
| 2904-**-+        | 4       | 45° & 90° | 1, 4, 7, 10       | 2000             |
| 2905-**-+        | 6       | 30° & 60° | 1, 3, 5, 7, 9, 11 | 2000             |

\*\*Specify here movement of key – refer to **Standard Movements** page.

⊞+Specify here quantity of up to one wafer switch plus one mains switch **OR** up to two wafers.

1 = 1 Wafer

2 = 2 Wafers

7 = 1 Mains Switch

8 = 1 Mains Switch + 1 Wafer

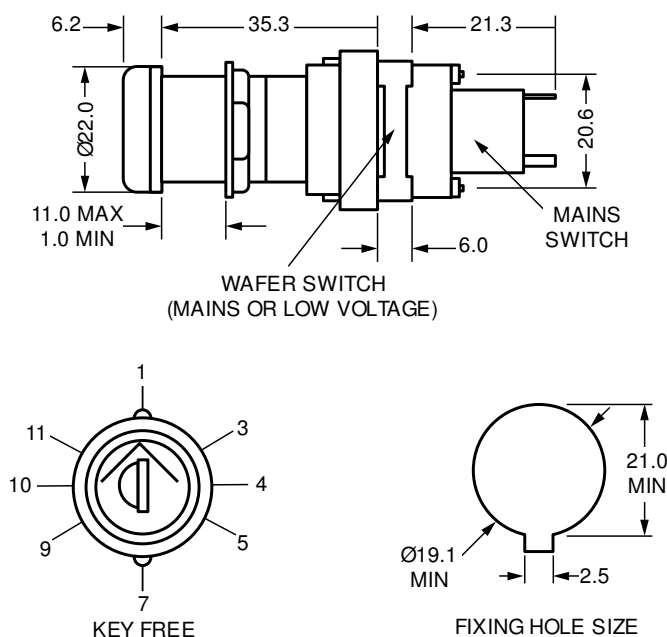
Select Switch as follows:

**Wafer Switches**
**Mains Switches**

- **Standard finish:** Bright chrome head, passivated body
- **Fixing hole shape:** Round special (see technical drawing)

**Options**

| SKU  | Key Series | Combinations | Body Length | Head Width | Head Height | Head Depth | Max Panel Thickness | Head Shape  | Splines |
|------|------------|--------------|-------------|------------|-------------|------------|---------------------|-------------|---------|
| 2904 |            | 2000         | 35.3        | 22         | 22          | 6.2        | 11.0                | Cylindrical | 4       |
| 2905 |            | 2000         | 35.3        | 22         | 22          | 6.2        | 11.0                | Cylindrical | 6       |

**Technical Drawing**


2906

#### Product Description

##### 8 Disc Rotary Action Keyswitch Multi-keyed

Standard movements: Key free 1, 11

Lock Combinations: 50

Standard finish: Bright chrome head, passivated body

Fixing hole shape: Round special (see technical drawing)

Key Movements: Four keys used to gain different levels of entry

A: Entry position 1 - 60° ACW only

X: Entry position 1 - 60° ACW & 60° CW

Z: Entry position 1 - 60° ACW & 120° CW

P: Entry position 1 - 60° ACW & 180° CW

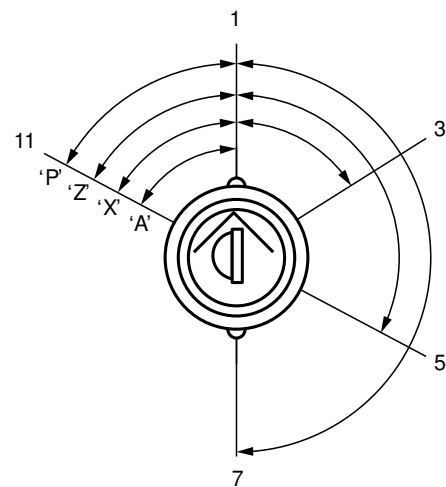
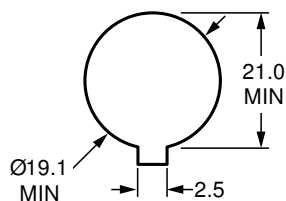
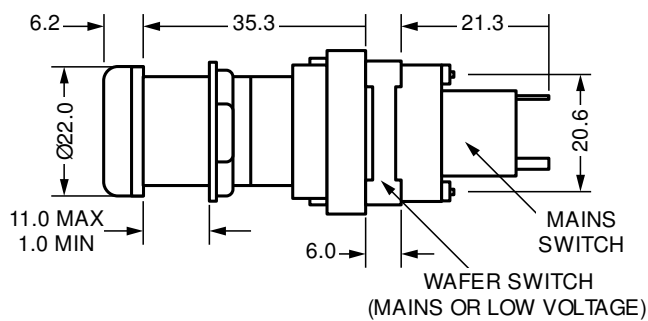
Specify quantity of up to 1 wafer plus 1 mains switch, or up to 2 wafers (1 = 1 wafer, 2 = 2 wafers, 7 = 1 mains switch, 8 = 1 wafer + 1 mains switch)



#### Options

| SKU  | Key Series | Combinations | Body Length | Head Width | Head Height | Head Depth | Max Panel Thickness | Head Shape  |
|------|------------|--------------|-------------|------------|-------------|------------|---------------------|-------------|
| 2906 |            | 50           | 35.3        | 22         | 22          | 6.2        | 11.0                | Cylindrical |

#### Technical Drawing



KEY FREE AVAILABLE AT  
1 AND 11 ONLY

KEY NUMBERS AND  
MOVEMENTS

3725

## Product Description

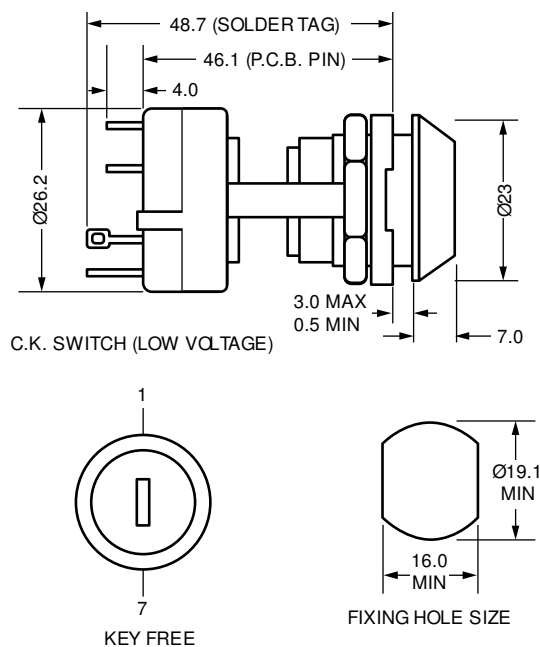


**8 Disc C.K. Clip-on Keyswitch**  
**Standard movements:** Key free 1, 7  
**Lock Combinations:** 2,000  
**Standard finish:** Bright chrome  
**Fixing hole shape:** Double D  
**M** Keyed system supplied to order only  
 Recommended when fitted key turned to position 1 and removed for ease of switch alignment

## Options

| SKU          | Key Series | Combinations | Body Length | Head Width | Head Height | Head Depth | Max Panel Thickness | Head Shape | Key Free   | Total Movement |
|--------------|------------|--------------|-------------|------------|-------------|------------|---------------------|------------|------------|----------------|
| 3725-01-2A M |            | 2000         | 51.7        | 23         | 23          | 7          | 3.0                 | Conical    | 1          | 90°            |
| 3725-03-2A M |            | 2000         | 51.7        | 23         | 23          | 7          | 3.0                 | Conical    | (multiple) | 180°           |
| 3725-07-2A M |            | 2000         | 51.7        | 23         | 23          | 7          | 3.0                 | Conical    | (multiple) | 360°           |
| 3725-25-2A M |            | 2000         | 51.7        | 23         | 23          | 7          | 3.0                 | Conical    | 1          | 60°            |
| 3725-30-2A M |            | 2000         | 51.7        | 23         | 23          | 7          | 3.0                 | Conical    | 1          | 120°           |
| 3725-47-2A M |            | 2000         | 51.7        | 23         | 23          | 7          | 3.0                 | -          | 1          | 30°            |
| 3725-48-2A M |            | 2000         | 51.7        | 23         | 23          | 7          | 3.0                 | -          | 1          | 150°           |

## Technical Drawing



3726

## Product Description

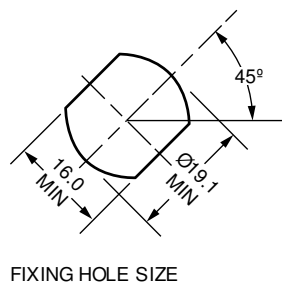
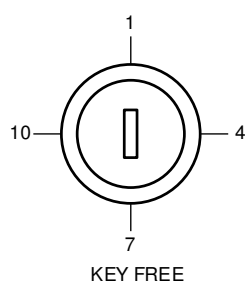
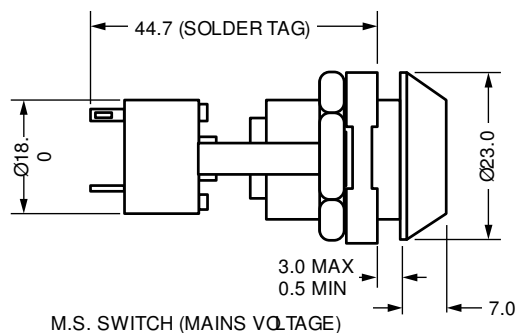



**8 Disc M.S. Clip-on Keyswitch**  
**Standard movements:** Key free 1, 4, 7, 10  
**Lock Combinations:** 2,000  
**Standard finish:** Bright chrome  
**Fixing hole shape:** Double D  
**M** Keyed system supplied to order only  
 Recommended when fitted key turned to position 1 and removed for ease of switch alignment

## Options

| SKU          | Key Series | Combinations | Body Length | Head Width | Head Height | Head Depth | Max Panel Thickness | Head Shape | Housing Fixing | Total Movement |
|--------------|------------|--------------|-------------|------------|-------------|------------|---------------------|------------|----------------|----------------|
| 3726-05-2A M |            | 2000         | 47.7        | 23         | 23          | 7          | 3.0                 | Conical    | Nut fixing     | 90°            |
| 3726-12-2A M |            | 2000         | 47.7        | 23         | 23          | 7          | 3.0                 | Conical    | Nut fixing     | 180°           |
| 3726-18-2A M |            | 2000         | 47.7        | 23         | 23          | 7          | 3.0                 | Conical    | Nut fixing     | 360°           |
| 3726-46-2A M |            | 2000         | 47.7        | 23         | 23          | 7          | 3.0                 | Conical    | Nut fixing     | 270°           |
| 3726-49-2A M |            | 2000         | 47.7        | 23         | 23          | 7          | 3.0                 | Conical    | Nut fixing     | -              |
| 3726-50-2A M |            | 2000         | 47.7        | 23         | 23          | 7          | 3.0                 | Conical    | Nut fixing     | 120°           |


## Technical Drawing

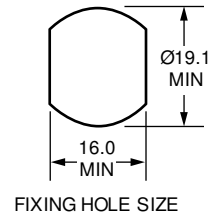

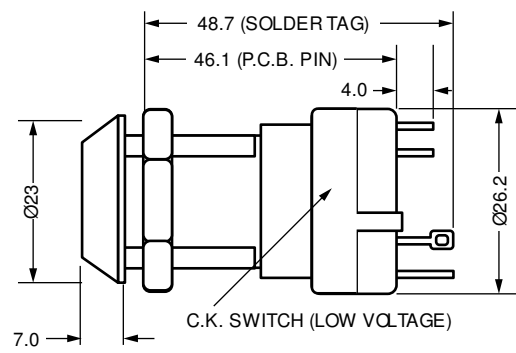


| 5009  | Product Description   |
|---|---|
|  | <p><b>8 Disc C.K Snap-on Keyswitch</b><br/> <b>Standard movements:</b> Key free 1, 7<br/> <b>Lock Combinations:</b> 2,000<br/> <b>Standard finish:</b> Bright chrome<br/> <b>Fixing hole shape:</b> Double D<br/> <b>M</b> Keyed system supplied to order only<br/>           Recommended when fitted key turned to position 1 and removed for ease of switch alignment</p> |

| Options         |            |              |             |            |             |            |                     |            |                |                |            |
|-----------------|------------|--------------|-------------|------------|-------------|------------|---------------------|------------|----------------|----------------|------------|
| SKU             | Key Series | Combinations | Body Length | Head Width | Head Height | Head Depth | Max Panel Thickness | Head Shape | Housing Fixing | Total Movement | Key Free   |
| 5009-01-2A<br>M |            | 2000         | 45.5        | 23         | 23          | 7          |                     | Conical    | Nut fixing     | 90°            | 1          |
| 5009-03-2A<br>M |            | 2000         | 45.5        | 23         | 23          | 7          |                     | Conical    | Nut fixing     | 180°           | (multiple) |
| 5009-07-2A<br>M |            | 2000         | 45.5        | 23         | 23          | 7          |                     | Conical    | Nut fixing     | 360°           | (multiple) |
| 5009-25-2A<br>M |            | 2000         | 45.5        | 23         | 23          | 7          |                     | Conical    | Nut fixing     | 60°            | 1          |
| 5009-30-2A<br>M |            | 2000         | 45.5        | 23         | 23          | 7          |                     | Conical    | Nut fixing     | 120°           | 1          |
| 5009-47-2A<br>M |            | 2000         | 45.5        | 23         | 23          | 7          |                     | -          | -              | 30°            | 1          |
| 5009-48-2A<br>M |            | 2000         | 45.5        | 23         | 23          | 7          |                     | Conical    | Nut fixing     | 150°           | 1          |

### Technical Drawing





5010

## Product Description


**8 Disc M.S. Clip-on Keyswitch**
**Standard movements:** Key free 1, 4, 7, 10

**Lock Combinations:** 2,000

**Standard finish:** Bright chrome

**Fixing hole shape:** Double D

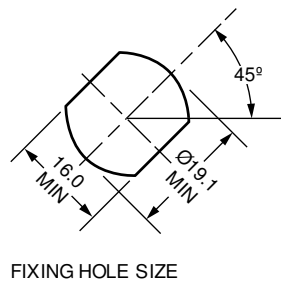
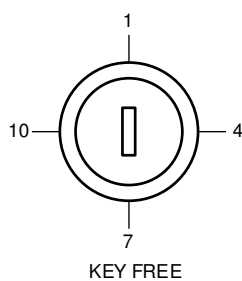
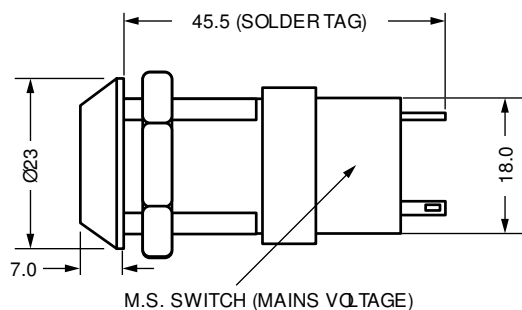
**M** Keyed system supplied to order only


Recommended when fitted key turned to position 1 and removed for ease of switch alignment

## Options

| SKU          | Key Series | Combinations | Body Length | Head Width | Head Height | Head Depth | Max Panel |            | Housing Fixing | Total Movement |
|--------------|------------|--------------|-------------|------------|-------------|------------|-----------|------------|----------------|----------------|
|              |            |              |             |            |             |            | Thickness | Head Shape |                |                |
| 5010-05-2A M |            | 2000         | 45.5        | 23         | 23          | 7          |           | Conical    | Nut fixing     | 90°            |
| 5010-12-2A M |            | 2000         | 45.5        | 23         | 23          | 7          |           | Conical    | Nut fixing     | 180°           |
| 5010-18-2A M |            | 2000         | 45.5        | 23         | 23          | 7          |           | -          | -              | 360°           |
| 5010-46-2A M |            | 2000         | 45.5        | 23         | 23          | 7          |           | Conical    | Nut fixing     | 270°           |
| 5010-49-2A M |            | 2000         | 45.5        | 23         | 23          | 7          |           | Conical    | Nut fixing     | 150°           |
| 5010-50-2A M |            | 2000         | 45.5        | 23         | 23          | 7          |           | Conical    | Nut fixing     | 120°           |

## Technical Drawing

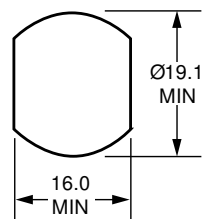
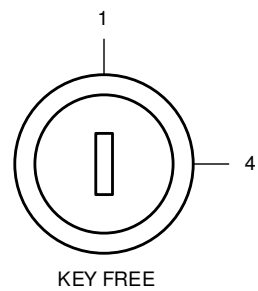
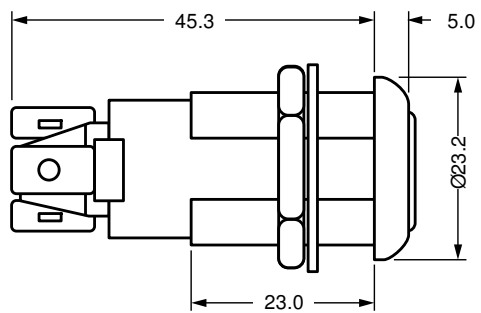


| 5015  | Product Description   |
|---|---|
|  | <p><b>8 Disc Shuttered In-line Keyswitch</b><br/> <b>Standard movements:</b> Key free 1, 4<br/> <b>Lock Combinations:</b> 2,000<br/> <b>Standard finish:</b> Chrome, * = stainless steel cap<br/> <b>Fixing hole shape:</b> Double D<br/> <b>M</b> Keyed system supplied to order only</p> <p>Switch config.: 1 pole on/off OR 1 pole/2 way</p> <p><b>Electrical Specification:</b><br/>       Proof voltage: 1KV<br/>       Current carrying capacity (non-shorting): 2 A<br/>       Contact resistance (switch resistive load): 2 A 24 V<br/>       Insulation resistance: &gt;250G Ohm<br/>       Initial contact resistance: &lt; 100m Ohm<br/>       Minimum operating life: 10,000 cycles<br/>       Contact material: silver plated brass<br/>       Body material: Acetal<br/>       Operating temperature: -20 to 65°C</p> |


| Options         |            |              |             |            |             |            |                     |            |                |                |            |
|-----------------|------------|--------------|-------------|------------|-------------|------------|---------------------|------------|----------------|----------------|------------|
| SKU             | Key Series | Combinations | Body Length | Head Width | Head Height | Head Depth | Max Panel Thickness | Head Shape | Housing Fixing | Total Movement | Key Free   |
| 2915-01-2A<br>M |            | 2000         | 45.3        | 23.2       | 23.2        | 5          |                     | Round      | Nut fixing     | 90°            | 1          |
| 2915-01-4A<br>M |            | 2000         | 45.3        | 23.2       | 23.2        | 5          |                     | Round      | Nut fixing     | 90°            | 1          |
| 2915-05-2A<br>M |            | 2000         | 45.3        | 23.2       | 23.2        | 5          |                     | Round      | Nut fixing     | 90°            | (multiple) |
| 2915-05-4A<br>M |            | 2000         | 45.3        | 23.2       | 23.2        | 5          |                     | Round      | Nut fixing     | 90°            | (multiple) |
| 5015-01-2A<br>M |            | 2000         | 45.3        | 23.2       | 23.2        | 5          |                     | Round      | Nut fixing     | 90°            | 1          |
| 5015-01-4A<br>M |            | 2000         | 45.3        | 23.2       | 23.2        | 5          |                     | Round      | Nut fixing     | 90°            | 1          |
| 5015-05-2A<br>M |            | 2000         | 45.3        | 23.2       | 23.2        | 5          |                     | Round      | Nut fixing     | 90°            | (multiple) |
| 5015-05-4A<br>M |            | 2000         | 45.3        | 23.2       | 23.2        | 7          |                     | Round      | Nut fixing     | 90°            | (multiple) |

| Technical Drawing         |
|---------------------------|
| Technical Drawing Content |






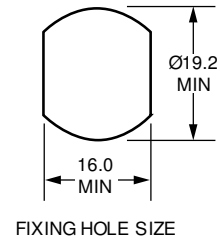
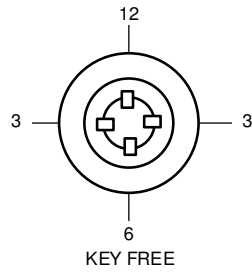
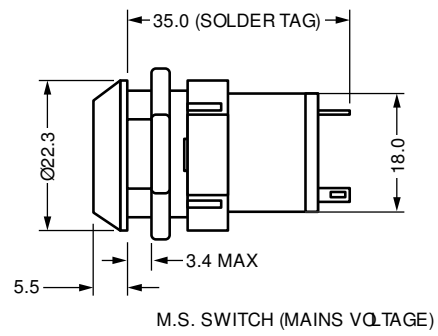
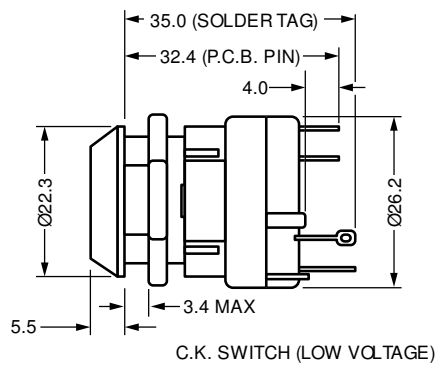
FIXING HOLE SIZE

| 4951  | Product Description   |
|---|---|
|  | <p><b>R.P.T. Snap-on Keyswitch (mains or low voltage)</b></p> <p><b>Key free:</b> 4951-01 = 1<br/>           4951-05 = 1, 4<br/>           4951-03 &amp; 4951-07 = 1, 7<br/>           4951-12 = 1, 4, 7<br/>           4951-18 = 1, 4, 7, 10<br/> <b>Standard finish:</b> bright chrome</p> <p><b>Select switch as follows:</b><br/>           C.K. (<b>low voltage</b>) switches<br/>           M.S. (<b>mains voltage</b>) switches</p> <p>It is recommended that when locks are fitted into panel, key is turned to position "1" and removed for ease of switch alignment</p> |

| Options    |            |              |             |            |             |            |                     |                |            |                |            |
|------------|------------|--------------|-------------|------------|-------------|------------|---------------------|----------------|------------|----------------|------------|
| SKU        | Key Series | Combinations | Body Length | Head Width | Head Height | Head Depth | Max Panel Thickness | Housing Fixing | Head Shape | Total Movement | Key Free   |
| 4951-01-2A |            | 2000         | 35          | 22.3       | 22.3        | 5.5        | 3.4                 | Nut fixing     | Conical    | 60°            | 1          |
| 4951-03-2A |            | 2000         | 35          | 22.3       | 22.3        | 5.5        | 3.4                 | Nut fixing     | Conical    | 180°           | (multiple) |
| 4951-05-2A |            | 2000         | 35          | 22.3       | 22.3        | 5.5        |                     | Nut fixing     | Conical    | 90°            | (multiple) |
| 4951-07-2A |            | 2000         | 35          | 22.3       | 22.3        | 5.5        | 3.4                 | Nut fixing     | Conical    | 360°           | (multiple) |
| 4951-12-2A |            | 2000         | 35          | 22.3       | 22.3        | 5.5        | 3.4                 | Nut fixing     | Conical    | 180°           | (multiple) |
| 4951-18-2A |            | 2000         | 35          | 22.3       | 22.3        | 5.5        | 3.4                 | Nut fixing     | Conical    | 360°           | (multiple) |

### Technical Drawing





## 2910

## Product Description


**R.P.T. Clip-on Keyswitch (mains or low voltage)**
**Key free:** 2910-01 = 1

2910-05 = 1, 4

2910-18 = 1, 4, 7, 10

**Standard finish:** bright chrome

**Select switch as follows:**

C.K. (low voltage) switches

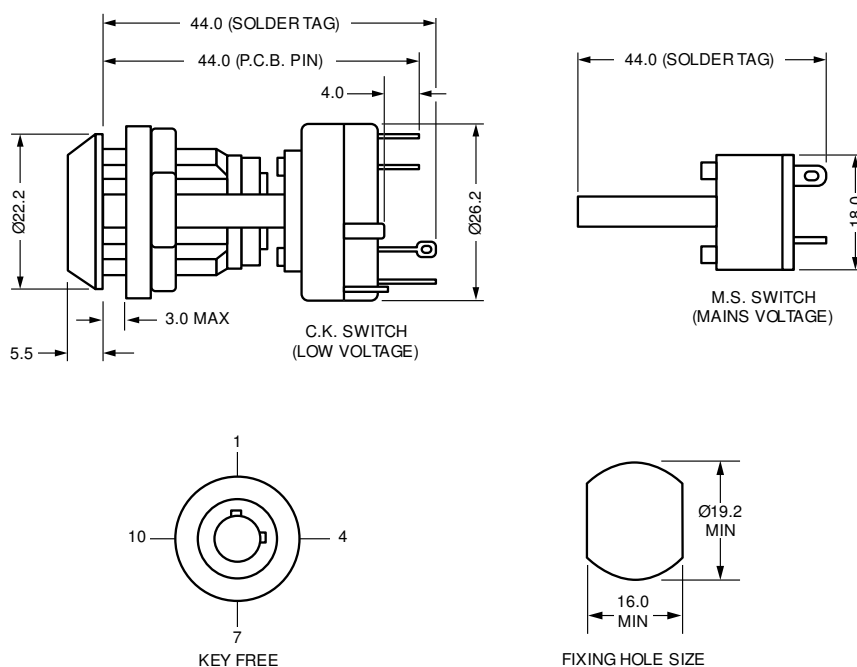
M.S. (mains voltage) switches

It is recommended that when locks are fitted into panel, key is turned to position "1" and removed for ease of switch alignment

## Options

| SKU     | Key Series | Combinations | Body Length | Head Width | Head Height | Head Depth | Max Panel Thickness | Head Shape | Housing Fixing | Key Free   | Total Movement |
|---------|------------|--------------|-------------|------------|-------------|------------|---------------------|------------|----------------|------------|----------------|
| 2910-01 |            | 10000        | 44          | 22.2       | 22.2        | 5.5        | 3.0                 | Conical    | Nut fixing     | 1          | 90°            |
| 2910-05 |            | 10000        | 44          | 22.2       | 22.2        | 5.5        | 3.0                 | -          | Nut fixing     | (multiple) | 90°            |
| 2910-18 |            | 10000        | 44          | 22.2       | 22.2        | 5.5        | 3.0                 | Conical    | Nut fixing     | (multiple) | 360°           |

## Technical Drawing



2911

#### Product Description

R.P.T. Clip-on Keyswitch (mains or low voltage)

Standard finish: bright chrome

M Keyed system supplied to order only

Select switch as follows:

C.K. (low voltage) switches

M.S. (mains voltage) switches

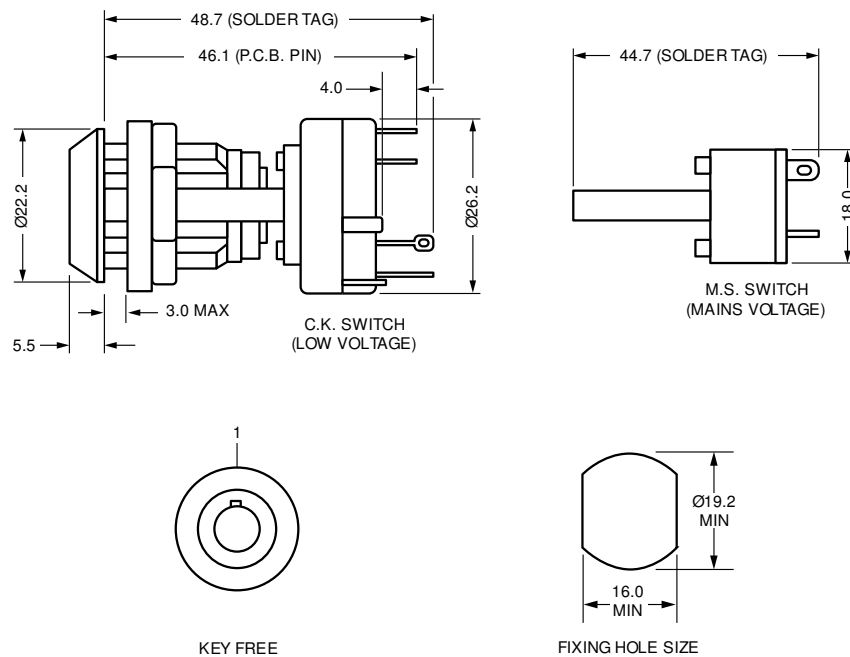
It is recommended that when locks are fitted into panel, key is turned to position "1" and removed for ease of switch alignment




#### Options

| SKU          | Key Series | Combinations | Body Length | Head Width | Head Height | Head Depth | Max Panel Thickness | Key Free | Impulsion Movement | Head Shape | Housing Fixing |
|--------------|------------|--------------|-------------|------------|-------------|------------|---------------------|----------|--------------------|------------|----------------|
| 2911-01<br>M |            | 10000        | 48.7        | 22.2       | 22.2        | 5.5        | 3.0                 | 1        | 90°                | Conical    | Nut fixing     |

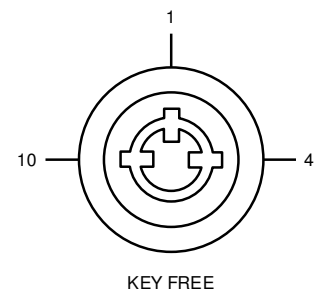
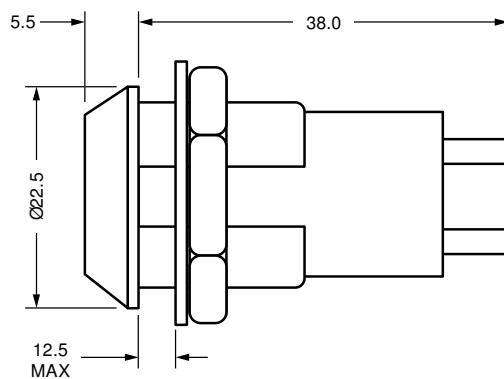
#### Technical Drawing



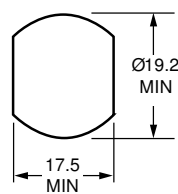
| 4350  | Product Description   |
|---|---|
|  | <b>R.P.T. Inline Keyswitch (low voltage)</b>  |
|   | <b>Key free:</b> 4350-01, 4350-02 = 1<br>4350-05 = 1, 4<br>4350-06 = 1, 10  |
|   | <b>Electrical Specification:</b><br>Contact rating (switch resistive load): 2A 24Vdc<br>Current capacity (non switching): 5A<br>Minimum operating life: 10,000 cycles<br>Contact material: silver plated brass<br>Body material: acetal |

| Options    |            |              |             |            |             |            |                     |                |            |            |                |
|------------|------------|--------------|-------------|------------|-------------|------------|---------------------|----------------|------------|------------|----------------|
| SKU        | Key Series | Combinations | Body Length | Head Width | Head Height | Head Depth | Max Panel Thickness | Total Movement | Key Free   | Head Shape | Housing Fixing |
| 4350-01-2A |            | 10000        | 38          | 22.5       | 22.5        | 5.5        | 12.5                | 90°            | 1          | Conical    | Nut fixing     |
| 4350-02-2A |            | 10000        | 38          | 22.5       | 22.5        | 5.5        | 12.5                | 90°            | 1          | Conical    | Nut fixing     |
| 4350-05-2A |            | 10000        | 38          | 22.5       | 22.5        | 5.5        | 12.5                | 90°            | (multiple) | Conical    | Nut fixing     |
| 4350-06-2A |            | 10000        | 38          | 22.5       | 22.5        | 5.5        | 12.5                | 90°            | (multiple) | Conical    | Nut fixing     |

### Technical Drawing



KEY FREE



FIXING HOLE SIZE

4356

Product Description



**R.P.T. Inline Keyswitch (low voltage)**

**Key free:** 4356-01 = 1

4356-05 = 1, 4

**Standard finish:** bright chrome

M Keyed system supplied to order only 4356-01

**Electrical Specification:**

Contact rating (switch resistive load): 0.1A 30Vdc

Insulating resistance: >100mOhm

Initial contact resistance: <30mOhm

Minimum operating life: 10,000 cycles

Rated voltage: 5 – 30Vdc

Current: 0.16 – 100mA

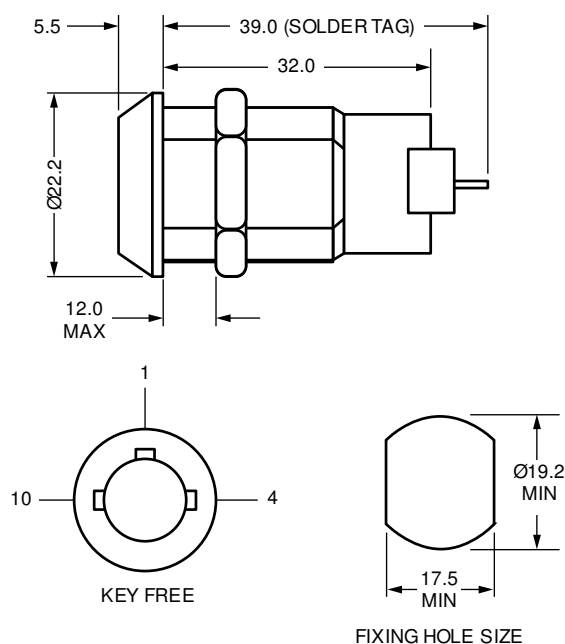
Tag type: solder

Operating temperature: -25 – 65°C

Options

| SKU             | Key Series | Combinations | Body Length | Head Width | Head Height | Head Depth | Max Panel Thickness | Key Free   | Total Movement | Head Shape | Housing Fixing |
|-----------------|------------|--------------|-------------|------------|-------------|------------|---------------------|------------|----------------|------------|----------------|
| 4356-01-2A<br>M |            | 1----        | 39          | 22.2       | 22.2        | 5.5        | 12.0                | 1          | 90°            | Conical    | Nut fixing     |
| 4356-05-2A      |            | 10000        | 39          | 22.2       | 22.2        | 5.5        | 12.0                | (multiple) | 90°            | Conical    | Nut fixing     |

Technical Drawing



4357

Product Description



**R.P.T. Inline Keyswitch (low voltage)**

**Standard finish:** bright chrome  
**M** Keyed system supplied to order only

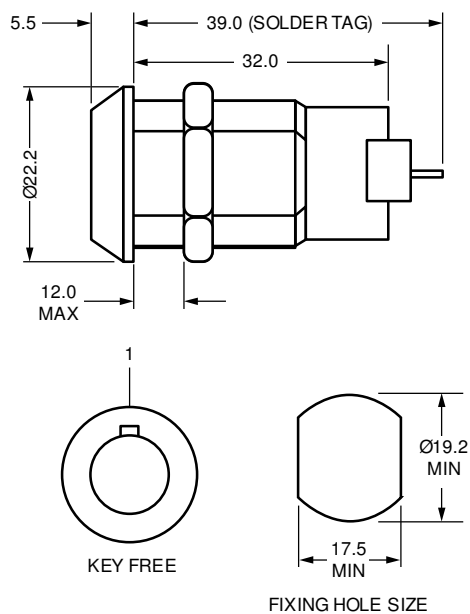
**Electrical Specification:**

Contact rating (switch resistive load): 0.1A 30Vdc  
Insulating resistance: >100mOhm  
Initial contact resistance: <30mOhm  
Minimum operating life: 10,000 cycles  
Rated voltage: 5 – 30Vdc  
Current: 0.16 – 100mA  
Tag type: solder  
Operating temperature: -25 – 65°C

Options

| SKU             | Key Series | Combinations | Body Length | Head Width | Head Height | Head Depth | Max Panel Thickness | Impulsion Movement | Head Shape | Housing Fixing | Key Free |
|-----------------|------------|--------------|-------------|------------|-------------|------------|---------------------|--------------------|------------|----------------|----------|
| 4357-01-2A<br>M |            | 10000        | 39          | 22.2       | 22.2        | 5.5        | 12.0                | 90° CW             | Conical    | Nut fixing     | 1        |

Technical Drawing





9555507

## Product Description



### Mini Clip-on C.K. Switch

#### Electrical Specification:

Proof voltage: 1KV RMS

Current carrying capacity (non-switching): 5 A

Contact rating (switch resistive load): 150mA 250V - 350mA 110V - 1A 25V

Insulation resistance: >25G Ohm

Initial contact resistance: < 50m Ohm

Minimum operating life: 10,000 cycles

Contact material: silver plated brass

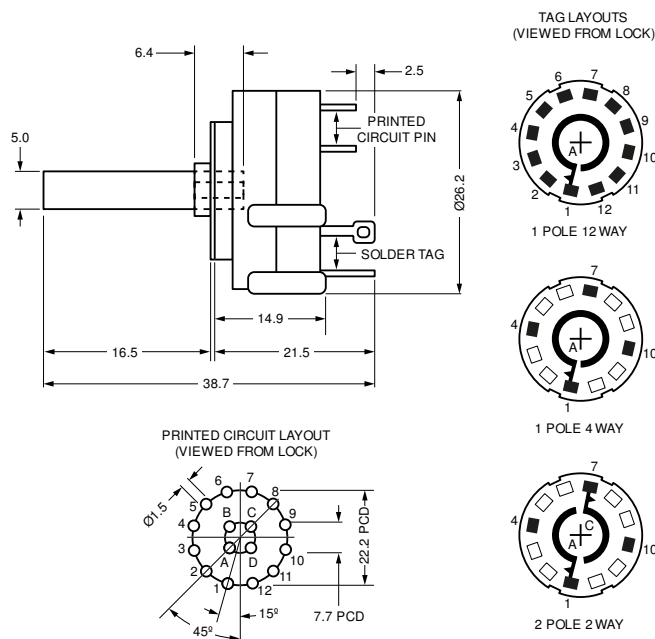
Body material: Glass loaded nylon/polycarbonate

Operating temperature: -20 to 65°C

## Options

| SKU     | Key Series | Combinations | Body Length | Head Width | Head Height | Head Depth | Max Panel Thickness | Circuit       | Indexing |
|---------|------------|--------------|-------------|------------|-------------|------------|---------------------|---------------|----------|
| 9555507 |            |              | 0           | 0          | 0           | 0          |                     | 1 Pole 12 Way | 30°      |
| 9555517 |            |              | 0           | 0          | 0           | 0          |                     | 1 Pole 4 Way  | 90°      |
| 9555525 |            |              | 0           | 0          | 0           | 0          |                     | 2 Pole 2 Way  | 90°      |

## Technical Drawing



9550507

## Product Description



### C.K. Switch Clip-on (low voltage)

#### Electrical Specification:

Proof voltage: 1KV RMS

Current carrying capacity (non-switching): 5 A

Contact rating (switch resistive load): 150mA 250V - 350mA 110V - 1A 25V

Insulation resistance: >25G Ohm

Initial contact resistance: < 50m Ohm

Minimum operating life: 10,000 cycles

Contact material: silver plated brass

Body material: Glass loaded nylon/polycarbonate

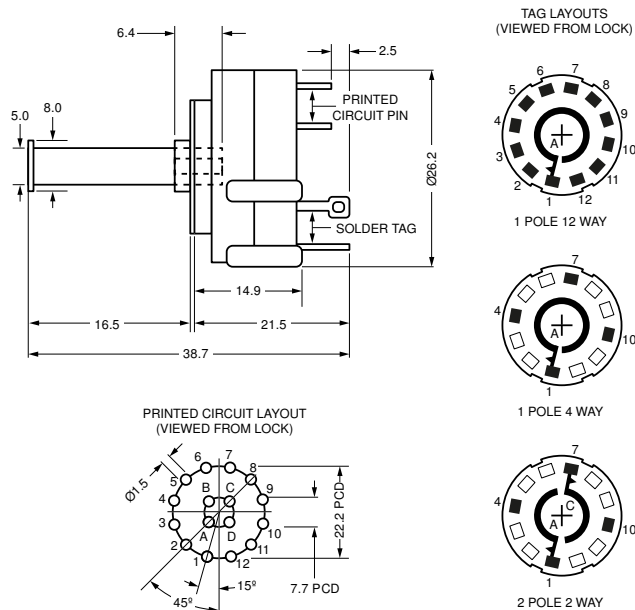
Operating temperature: -20 to 65°C

Shorting versions and other switch variants are available on request

## Options

| SKU     | Key Series | Combinations | Body Length | Head Width | Head Height | Head Depth | Max Panel Thickness | Circuit       | Indexing |
|---------|------------|--------------|-------------|------------|-------------|------------|---------------------|---------------|----------|
| 9550507 |            |              | 0           | 0          | 0           | 0          |                     | 1 Pole 12 Way | 30°      |
| 9550517 |            |              | 0           | 0          | 0           | 0          |                     | 1 Pole 4 Way  | 90°      |
| 9550525 |            |              | 0           | 0          | 0           | 0          |                     | 2 Pole 2 Way  | 90°      |

## Technical Drawing



9556515

Product Description



C.K. Switch Snap-on (low voltage)

Electrical Specification:

Proof voltage: 1KV RMS

Current carrying capacity (non-switching): 5 A

Contact rating (switch resistive load): 150mA 250V - 350mA 110V - 1A 25V

Insulation resistance: >25G Ohm

Initial contact resistance: < 50m Ohm

Minimum operating life: 10,000 cycles

Contact material: silver plated brass

Body material: Glass loaded nylon/polycarbonate

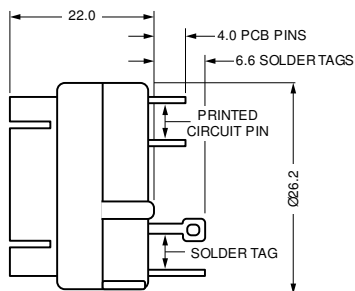
Operating temperature: -20 to 65°C

Shorting versions and other switch variants are available on request

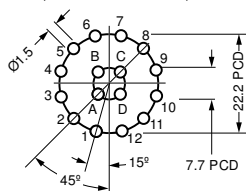
Options

| SKU     | Key Series | Combinations | Body Length | Head Width | Head Height | Head Depth | Max Panel Thickness | Circuit      | Indexing |
|---------|------------|--------------|-------------|------------|-------------|------------|---------------------|--------------|----------|
| 9556515 |            |              | 0           | 0          | 0           | 0          |                     | 1 Pole 6 Way | 60°      |
| 9556516 |            |              | 0           | 0          | 0           | 0          |                     | 1 Pole 6 Way | 60°      |
| 9556517 |            |              | 0           | 0          | 0           | 0          |                     | 1 Pole 4 Way | 90°      |
| 9556526 |            |              | 0           | 0          | 0           | 0          |                     | 2 Pole 2 Way | 90°      |

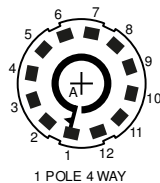
Technical Drawing



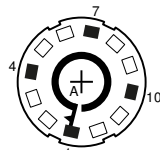
PRINTED CIRCUIT LAYOUT  
(VIEWED FROM LOCK)



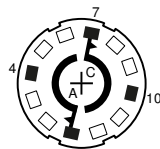
TAG LAYOUTS  
(VIEWED FROM LOCK)




1 POLE 4 WAY



2 POLE 2 WAY

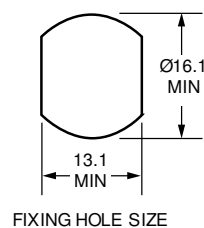
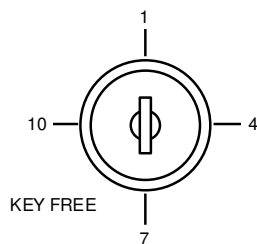
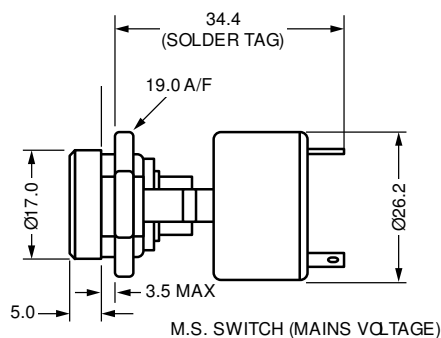
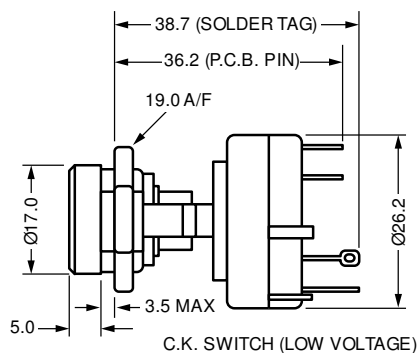



1 POLE 6 WAY

| 5011  | Product Description  |
|---|--|
|  | <b>5 Disc Mini Keyswitch</b><br><b>Standard movements:</b> key free at 1, 4, 7<br><b>Lock Combinations:</b> 200<br><b>Standard finish:</b> Bright chrome<br><b>Fixing hole shape:</b> Double D |
|   | Recommended when fitted key turned to position 1 and removed for ease of switch alignment  |

| Options    |            |              |             |            |             |            |                     |                |            |
|------------|------------|--------------|-------------|------------|-------------|------------|---------------------|----------------|------------|
| SKU        | Key Series | Combinations | Body Length | Head Width | Head Height | Head Depth | Max Panel Thickness | Total Movement | Key Free   |
| 5011-01-2A |            | 200          | 37.9        | 17         | 17          | 5          | 3.5                 | 90°            | 1          |
| 5011-03-2A |            | 200          | 37.4        | 17         | 17          | 5          | 3.5                 | 180°           | (multiple) |
| 5012-05-2A |            | 200          | 37.4        | 17         | 17          | 5          | 3.5                 | 90°            | (multiple) |
| 5012-12-2A |            | 200          | 37.4        | 17         | 17          | 5          | 3.5                 | 180°           | (multiple) |

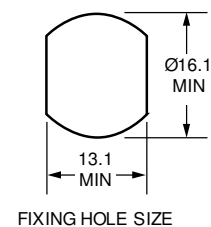
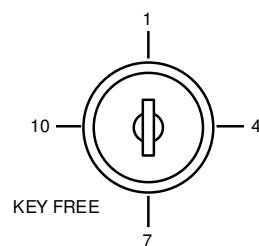
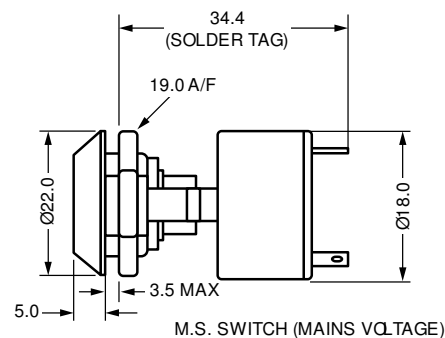
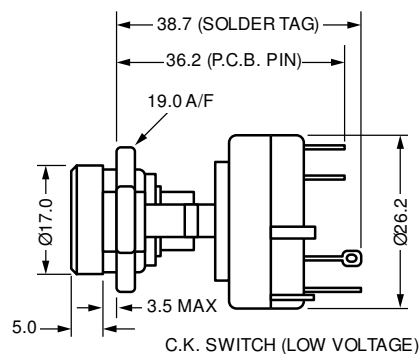
### Technical Drawing



| 5013  | Product Description  |
|---|--|
|  | <b>5 Disc Mini Keyswitch</b><br><b>Standard movements:</b> key free at 1, 4, 7, 10<br><b>Lock Combinations:</b> 200<br><b>Standard finish:</b> Bright chrome<br><b>Fixing hole shape:</b> Double D |
|   | Recommended when fitted key turned to position 1 and removed for ease of switch alignment  |

| Options    |            |              |             |            |             |            |                     |                |            |          |
|------------|------------|--------------|-------------|------------|-------------|------------|---------------------|----------------|------------|----------|
| SKU        | Key Series | Combinations | Body Length | Head Width | Head Height | Head Depth | Max Panel Thickness | Total Movement | Key Free   | Movement |
| 5013-01-2A |            | 200          | 37.9        | 22         | 22          | 5          | 3.5                 | 90°            | 1          | -        |
| 5013-03-2A |            | 200          | 37.9        | 22         | 22          | 5          | 3.5                 | 180°           | (multiple) | -        |
| 5014-05-2A |            | 200          | 37.9        | 22         | 22          | 5          | 3.5                 | 90°            | (multiple) | -        |
| 5014-12-2A |            | 200          | 37          | 22         | 22          | 5          | 3.5                 | 180°           | (multiple) | -        |
| 5014-18-2A |            | 200          | 37.9        | 22         | 22          | 5          | 3.5                 | 360°           | (multiple) | 10       |

## Technical Drawing



5020

## Product Description


**5 Disc Mini In-line Keyswitch**
**Standard movements:** key free at 1, 4

**Lock Combinations:** 100

**Standard finish:** Bright chrome

**Fixing hole shape:** Double D

**M** Keyed system supplied to order only

**Electrical Specification:**

Contact rating (switch resistive load): 0.1 A 30 Vdc

Insulation resistance: &gt;100 Ohm

Initial Contact Resistance &lt;30 Ohm

Rated voltage: 5-30 Vdc

Minimum operating life 10,000 cycles

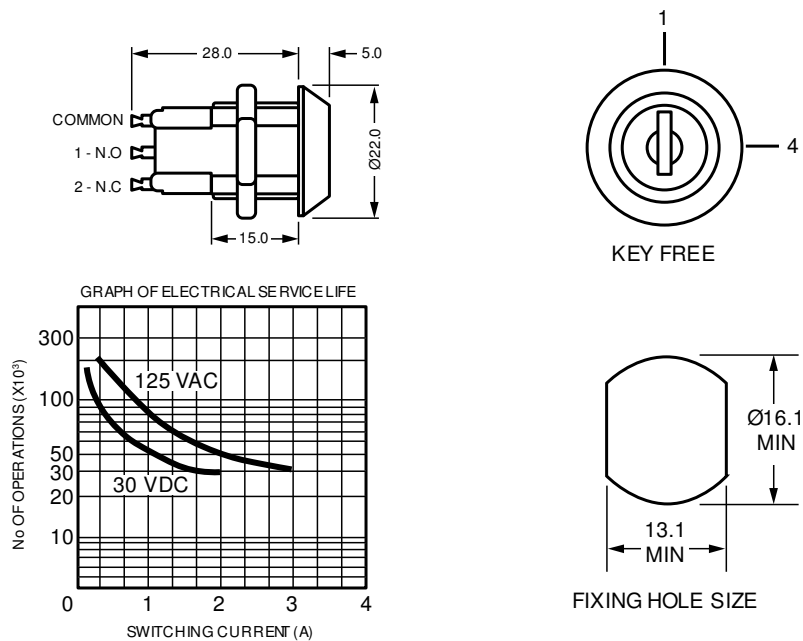
Tag type: solder

Operating temperature: -20 to 65°C

## Options

| SKU          | Key Series | Combinations | Body Length | Head Width | Head Height | Head Depth | Max Panel Thickness | Finish        | Key Free   | Total Movement |
|--------------|------------|--------------|-------------|------------|-------------|------------|---------------------|---------------|------------|----------------|
| 0256-01-2A M | 800        | 100          | 28          | 22         | 22          | 5          | 12.0                | Bright Chrome | 1          | 90°            |
| 0256-08-2A M | 800        | 100          | 28          | 22         | 22          | 5          | 12.0                | Bright Chrome | (multiple) | 90°            |
| 5020-01-2A   | 800        | 100          | 28          | 22         | 22          | 5          | 12.0                | -             | 1          | 90°            |
| 5020-05-2A   | 800        | 100          | 28          | 22         | 22          | 5          | 12.0                | -             | (multiple) | 90°            |

## Technical Drawing



5 Disc Rotary Action Keyswitch  
2900



Product Description

5 Disc Rotary Action Keyswitch

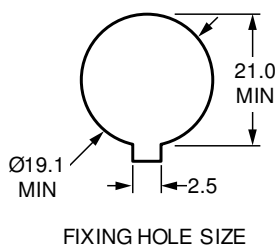
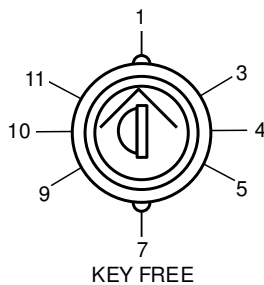
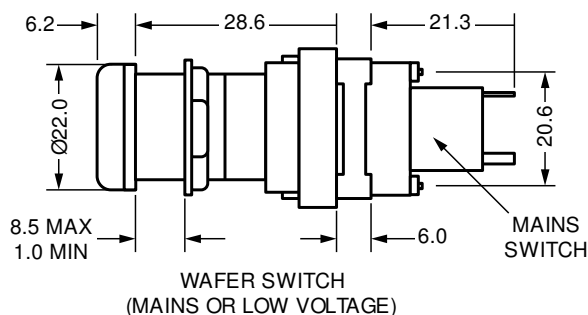
- **Standard movements:** Key free 1, 3, 4, 5, 7, 9, 10, 11
- **Lock Combinations:** 200
- **Standard finish:** Bright chrome head, passivated body
- **Fixing hole shape:** Round special (see technical drawing)
- **M Keyed system** supplied to order only

Specify quantity of up to 1 wafer plus 1 mains switch, or up to 2 wafers (1 = 1 wafer, 2 = 2 wafers, 7 = 1 mains switch, 8 = 1 wafer + 1 mains switch)

Options

| SKU  | Key Series | Combinations | Body Length | Head Width | Head Height | Head Depth | Max Panel Thickness | Splines |
|------|------------|--------------|-------------|------------|-------------|------------|---------------------|---------|
| 2900 |            | 200          | 28.6        | 22         | 22          | 6.2        | 8.5                 | 4       |
| 2901 |            | 200          | 28.6        | 22         | 22          | 6.2        | 8.5                 | 6       |

Technical Drawing



3727

## Product Description


**5 Disc Clip-on Impulsion Keyswitch**
**Standard movements:** Key free 1

**Lock Combinations:** 200

**Standard finish:** Bright chrome

**Fixing hole shape:** Double D

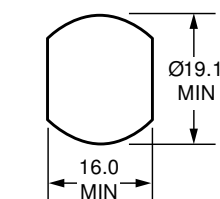
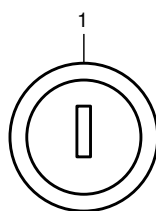
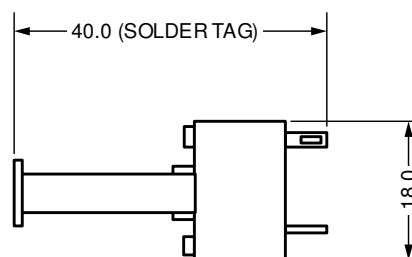
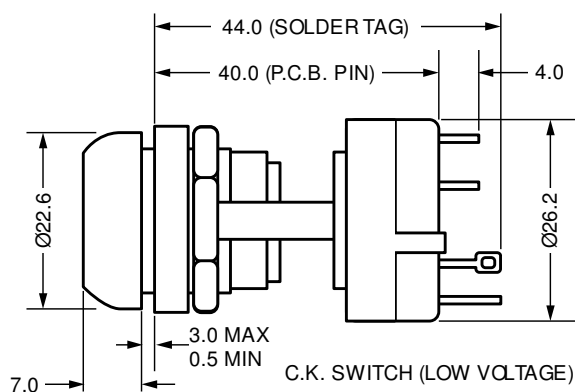
M Keyed system supplied to order only

Recommended when fitted key turned to position 1 and removed for ease of switch alignment

## Options

| SKU        | Key Series | Combinations | Body Length | Head Width | Head Height | Head Depth | Max Panel Thickness | Total Movement | Key Free |
|------------|------------|--------------|-------------|------------|-------------|------------|---------------------|----------------|----------|
| 3727-01-2A |            | 200          | 40          | 22.6       | 22.6        | 7          | 3.0                 | 90°            | 1        |

## Technical Drawing





3738

#### Product Description



#### 5 Disc Shuttered In-line Keyswitch

**Standard movements:** Key free 1, 4

**Lock Combinations:** 200

**Standard finish:** Stainless steel cap, passivated body

**Fixing hole shape:** Double D

**M** Keyed system supplied to order only

Switch config.: 1 pole on/off

#### Electrical Specification:

Proof voltage: 1K V

Current carrying capacity (non-shorting): 2 A

Contact resistance (switch resistive load): 2 A 24 V

Insulation resistance: >250G ohm

Initial contact resistance: < 100m Ohm

Minimum operating life: 10,000 cycles

Contact material: silver plated brass

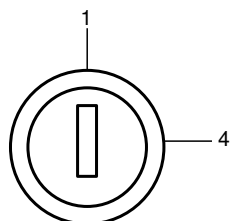
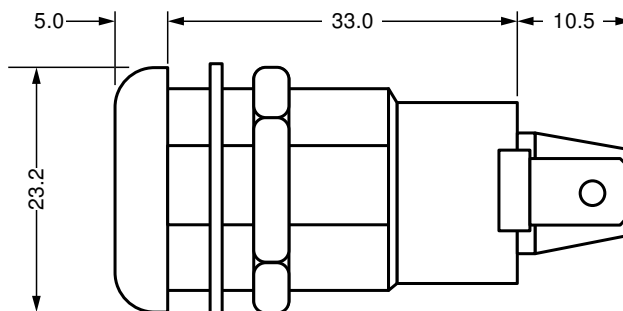
Body material: Acetal

Operating temperature: -20 to 65°C

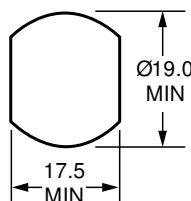
#### Options

| SKU        | Key Series | Combinations | Body Length | Head Width | Head Height | Head Depth | Max Panel Thickness | Total Movement | Key Free   | Circuit       |
|------------|------------|--------------|-------------|------------|-------------|------------|---------------------|----------------|------------|---------------|
| 3738-01-4A |            | 200          | 33.3        | 23.2       | 23.2        | 5          |                     | 90°            | 1          | 1 Pole OFF/ON |
| 3738-05-4A |            | 200          | 33.3        | 23.2       | 23.2        | 5          |                     | 90°            | (multiple) | 1 Pole OFF/ON |


#### Technical Drawing



KEY FREE



FIXING HOLE SIZE



PUSH-ON TAG  
POSITIONS

5001

## Product Description


**5 Disc Snap-on Keyswitch**
**Standard movements:** Key free 1, 3, 4, 5, 7, 9, 10, 11

**Lock Combinations:** 200

**Standard finish:** Bright chrome

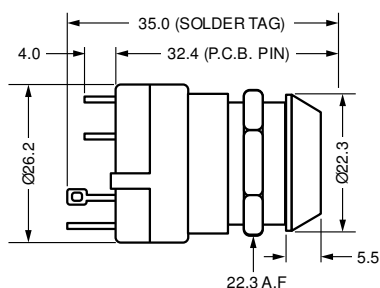
**Fixing hole shape:** Double D

Recommended when fitted key turned to position 1 and removed for ease of switch alignment

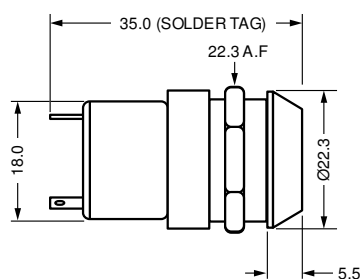
## Options

| SKU        | Key Series | Combinations | Body Length | Head Width | Head Height | Head Depth | Max Panel Thickness | Total Movement | Key Free   | Head Shape |
|------------|------------|--------------|-------------|------------|-------------|------------|---------------------|----------------|------------|------------|
| 5001-01-2A |            | 200          | 35          | 22.3       | 22.3        | 5.5        |                     | 90°            | 1          | Conical    |
| 5001-03-2A |            | 200          | 35          | 22.3       | 22.3        | 5.5        |                     | 180°           | (multiple) | Conical    |
| 5002-05-2A |            | 200          | 35          | 22.3       | 22.3        | 5.5        |                     | 90°            | (multiple) | Conical    |
| 5002-12-2A |            | 200          | 35          | 22.3       | 22.3        | 5.5        |                     | 180°           | (multiple) | Conical    |
| 5002-18-2  |            | 200          | 35          | 22.3       | 22.3        | 5.5        |                     | 360°           | (multiple) | Conical    |
| 5003-21-2  |            | 200          | 35          | 22.3       | 22.3        | 5.5        |                     | 180°           | (multiple) | Conical    |
| 5003-22-2  |            | 200          | 35          | 22.3       | 22.3        | 5.5        |                     | -              | (multiple) | -          |
| 5003-24-2  |            | 200          | 35          | 22.3       | 22.3        | 5.5        |                     | 120°           | (multiple) | -          |
| 5003-26-2A |            | 200          | 35          | 22.3       | 22.3        | 5.5        |                     | 60°            | (multiple) | Conical    |
| 5003-45-2  |            | 200          | 35          | 22.3       | 22.3        | 5.5        |                     | 240°           | (multiple) | Conical    |

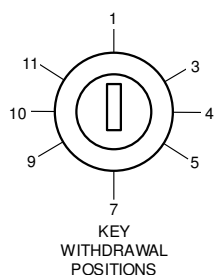
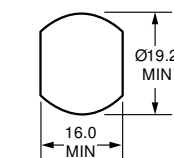
## Technical Drawing



C.K. SWITCH (LOW VOLTAGE)



M.S. SWITCH (MAINS VOLTAGE)


 KEY  
WITHDRAWAL  
POSITIONS


FIXING HOLE SIZE

5018

## Product Description


**5 Disc Double Entry Snap-on Keyswitch 60° Key Free Index**
**Standard movements:** 1, 3, 5, 7, 9, 11

**Lock Combinations:** 500

**Standard finish:** Bright chrome

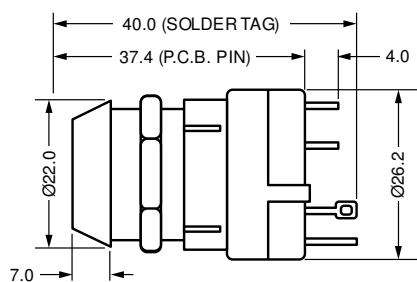
**Fixing hole shape:** Double D

Recommended when fitted key turned to position 1 and removed for ease of switch alignment

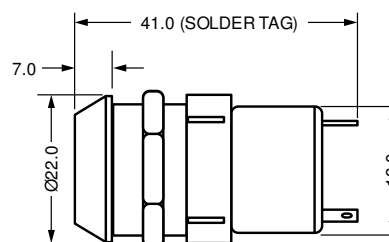
## Options

| SKU        | Key Series | Combinations | Body Length | Head Width | Head Height | Head Depth | Max Panel Thickness | Head Shape | Total Movement | Key Free   |
|------------|------------|--------------|-------------|------------|-------------|------------|---------------------|------------|----------------|------------|
| 5018-21-2A |            | 500          | 40          | 22         | 22          | 7          |                     | Conical    | 180°           | (multiple) |
| 5018-22-2A |            | 500          | 40          | 22         | 22          | 7          |                     | Conical    | 360°           | (multiple) |
| 5018-24-2A |            | 500          | 40          | 22         | 22          | 7          |                     | Conical    | 120°           | (multiple) |
| 5018-25-2A |            | 500          | 40          | 22         | 22          | 7          |                     | Conical    | 60°            | 1          |

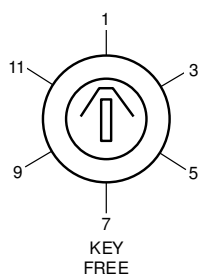
## Technical Drawing



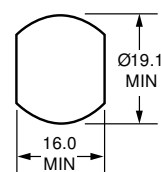
C.K. SWITCH (LOW VOLTAGE)




M.S. SWITCH (MAINS VOLTAGE)



KEY FREE



FIXING HOLE SIZE

| Wafer   | Product Description   |
|---|---|
|  | <p><b>MECHANICAL SPECIFICATION</b></p> <p><b>Mechanical contacts:</b> Silver plated brass or gold plated brass</p> <p><b>Wafer:</b> Moulding D.A.P</p> <p><b>Torque:</b> 700-2500 gm/cm</p> <p><b>Life:</b> 10,000 Cycles</p> <p><b>Additional options:</b> Printed circuit clips, insulated spacers, electrostatic screens, bush seals</p> <p><b>ELECTRICAL SPECIFICATION</b></p> <p><b>Max working voltage (resistive load):</b> 300V</p> <p><b>Proof voltage (non-switching):</b> &gt;1000Vrms</p> <p><b>Current carrying capacity (non-switching):</b> 5A</p> <p><b>Contact rating:</b> 250V at 150mA, 110V at 350mA, 12V at 1A</p> <p><b>Initial contact resistance:</b> &lt;10m Ohms</p> <p><b>Insulation resistance:</b> &gt;50G Ohms</p> <p><b>Operating temp:</b> -30°C to 85° C</p> |

| Options |            |              |             |            |             |            |                     |              |               |          |
|---------|------------|--------------|-------------|------------|-------------|------------|---------------------|--------------|---------------|----------|
| SKU     | Key Series | Combinations | Body Length | Head Width | Head Height | Head Depth | Max Panel Thickness | Pole + Way   | Terminal Type | Indexing |
| 9550002 |            |              | 0           | 0          | 0           | 0          |                     | 1 POLE 6 WAY | S1            | 60°      |
| 9550004 |            |              | 0           | 0          | 0           | 0          |                     | 1 POLE 6 WAY | S2            | 60°      |
| 9550005 |            |              | 0           | 0          | 0           | 0          |                     | 2 POLE 6 WAY | S2            | 60°      |
| 9550011 |            |              | 0           | 0          | 0           | 0          |                     | 2 POLE 4 WAY | S2            | 90°      |
| 9550013 |            |              | 0           | 0          | 0           | 0          |                     | 3 POLE 3 WAY | S2            | 60°      |
| 9550014 |            |              | 0           | 0          | 0           | 0          |                     | 2 POLE 4 WAY | S1            | 90°      |
| 9550017 |            |              | 0           | 0          | 0           | 0          |                     | 1 POLE 4 WAY | S2            | 90°      |
| 9550022 |            |              | 0           | 0          | 0           | 0          |                     | 1 POLE 6 WAY | P2            | 60°      |
| 9550023 |            |              | 0           | 0          | 0           | 0          |                     | 2 POLE 5 WAY | S1            | 30°      |
| 9550025 |            |              | 0           | 0          | 0           | 0          |                     | 2 POLE 6 WAY | P1            | 60°      |
| 9550026 |            |              | 0           | 0          | 0           | 0          |                     | 4 POLE 3 WAY | S1            | 45°      |
| 9550030 |            |              | 0           | 0          | 0           | 0          |                     | 1 POLE 4 WAY | P1            | 90°      |
| 9550031 |            |              | 0           | 0          | 0           | 0          |                     | 2 POLE 4 WAY | P2            | 90°      |

2916

#### Product Description



#### Mini Inline Keyswitch Single Pole (Low Voltage)

**Standard finish:** Bright Chrome

#### Electrical Specification:

Proof voltage: >750Vdc

Current carrying capacity (non-switching): 5A

Contact rating (switch resistive load): 5A 115Vac, 3A 50Vdc

Insulation resistance: >100m Ohm

Initial contact resistance: < 20m Ohm

Minimum operating life: 10,000 cycles

Contact material: silver plated brass

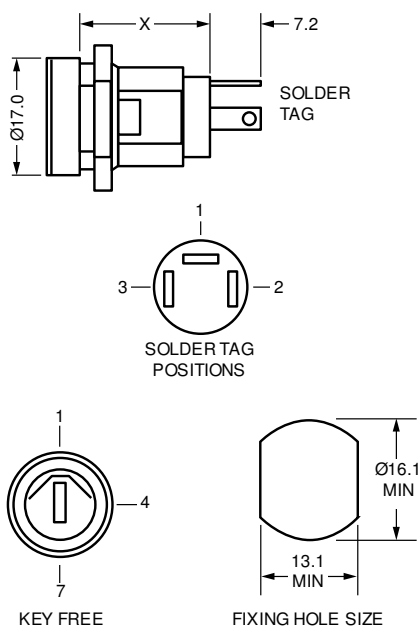
Body material: Glass filled polyester

Operating temperature: -20 to 65°C

#### Options

| SKU        | Key Series | Combinations | Body Length | Head Width | Head Height | Head Depth | Max Panel Thickness | Total Movement | Indexing | Key Free   |
|------------|------------|--------------|-------------|------------|-------------|------------|---------------------|----------------|----------|------------|
| 2916-05-2A |            | 200          | 29.2        | 17         | 17          | 0          |                     | 90°            | 90°      | (multiple) |
| 2916-12-2A |            | 200          | 29.2        | 17         | 17          | 0          |                     | 180°           | 90°      | (multiple) |
| 2917-01-2A |            | 200          | 29.2        | 17         | 17          | 0          |                     | 90°            | 90°      | 1          |
| 5016-05-2A |            | 200          | 26.7        | 17         | 17          | 0          |                     | 90°            | 90°      | (multiple) |
| 5016-12-2A |            | 200          | 26.7        | 17         | 17          | 0          |                     | 180°           | 90°      | (multiple) |
| 5017-01-2A |            | 200          | 26.7        | 17         | 17          | 0          |                     | 90°            | 90°      | 1          |

#### Technical Drawing



2921

Product Description



**Mini Inline Keyswitch Single Pole (Low Voltage)**

**Standard finish:** Bright Chrome

**Electrical Specification:**

Proof voltage: >750Vdc

Current carrying capacity (non-switching): 5A

Contact rating (switch resistive load): 5A 115Vac, 3A 50Vdc

Insulation resistance: >100m Ohm

Initial contact resistance: < 20m Ohm

Minimum operating life: 10,000 cycles

Contact material: silver plated brass

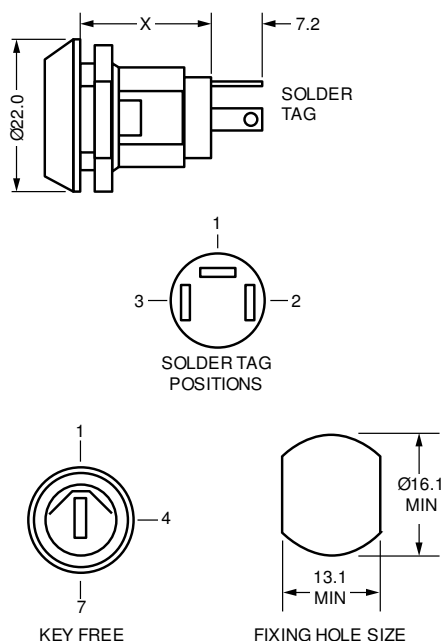
Body material: Glass filled polyester


Operating temperature: -20 to 65°C

Options

| SKU        | Key Series | Combinations | Body Length | Head Width | Head Height | Head Depth | Max Panel Thickness | Total Movement | Indexing | Key Free   |
|------------|------------|--------------|-------------|------------|-------------|------------|---------------------|----------------|----------|------------|
| 2921-05-2A |            | 200          | 29.2        | 22         | 22          | 0          |                     | 90°            | 90°      | (multiple) |
| 2921-12-2A |            | 200          | 29.2        | 22         | 22          | 0          |                     | 180°           | 90°      | (multiple) |
| 2922-01-2A |            | 200          | 29.2        | 22         | 22          | 0          |                     | 90°            | 90°      | 1          |
| 5021-05-2A |            | 200          | 26.7        | 22         | 22          | 0          |                     | 90°            | 90°      | (multiple) |
| 5021-12-2A |            | 200          | 26.7        | 22         | 22          | 0          |                     | 180°           | 90°      | (multiple) |
| 5022-01-2A |            | 200          | 26.7        | 22         | 22          | 0          |                     | 90°            | 90°      | 1          |

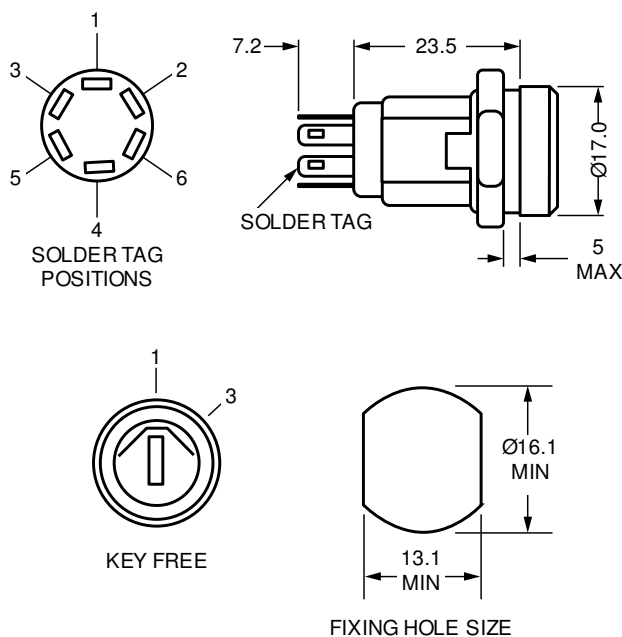
Technical Drawing




| 5023  | Product Description   |
|---|---|
|  | <b>Mini Inline Keyswitch Double Pole (Low Voltage)</b>  |
|   | <p><b>Standard finish:</b> Bright Chrome</p> <p><b>Electrical Specification:</b><br/>           Proof voltage: &gt;750Vdc<br/>           Current carrying capacity (non-switching): 5A<br/>           Contact rating (switch resistive load): 5A 115Vac, 3A 50Vdc<br/>           Insulation resistance: &gt;100m Ohm<br/>           Initial contact resistance: &lt; 20m Ohm<br/>           Minimum operating life: 10,000 cycles<br/>           Contact material: silver plated brass<br/>           Body material: Glass filled polyester<br/>           Operating temperature: -20 to 65°C</p> |

| Options    |            |              |             |            |             |            |                     |                |          |            |
|------------|------------|--------------|-------------|------------|-------------|------------|---------------------|----------------|----------|------------|
| SKU        | Key Series | Combinations | Body Length | Head Width | Head Height | Head Depth | Max Panel Thickness | Total Movement | Indexing | Key Free   |
| 5023-26-2A |            | 200          | 30.7        | 17         | 17          | 0          | 5.0                 | 60°            | 60°      | (multiple) |
| 5024-25-2A |            | 200          | 30.7        | 17         | 17          | 0          | 5.0                 | 60°            | 60°      | 1          |

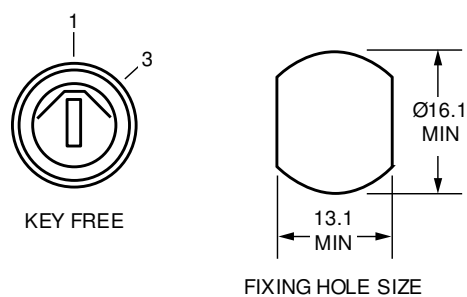
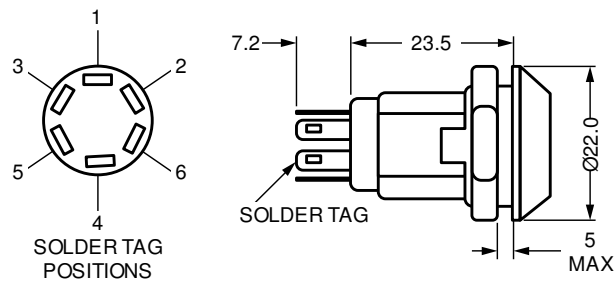
### Technical Drawing



| 5025  | Product Description   |
|---|---|
|  | <p><b>Mini Inline Keyswitch Double Pole (Low Voltage)</b></p> <p><b>Standard finish:</b> Bright Chrome</p> <p><b>Electrical Specification:</b><br/>           Proof voltage: &gt;750Vdc<br/>           Current carrying capacity (non-switching): 5A<br/>           Contact rating (switch resistive load): 5A 115Vac, 3A 50Vdc<br/>           Insulation resistance: &gt;100m Ohm<br/>           Initial contact resistance: &lt; 20m Ohm<br/>           Minimum operating life: 10,000 cycles<br/>           Contact material: silver plated brass<br/>           Body material: Glass filled polyester<br/>           Operating temperature: -20 to 65°C</p> |

| Options    |            |              |             |            |             |            |                     |                |          |            |
|------------|------------|--------------|-------------|------------|-------------|------------|---------------------|----------------|----------|------------|
| SKU        | Key Series | Combinations | Body Length | Head Width | Head Height | Head Depth | Max Panel Thickness | Total Movement | Indexing | Key Free   |
| 5025-26-2A |            | 200          | 30.7        | 22         | 22          | 0          | 5.0                 | 60°            | 60°      | (multiple) |
| 5026-25-2A |            | 200          | 30.7        | 22         | 22          | 0          | 5.0                 | 60°            | 60°      | 1          |

## Technical Drawing

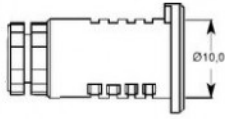




## 10.0mm Barrel

## Product Description

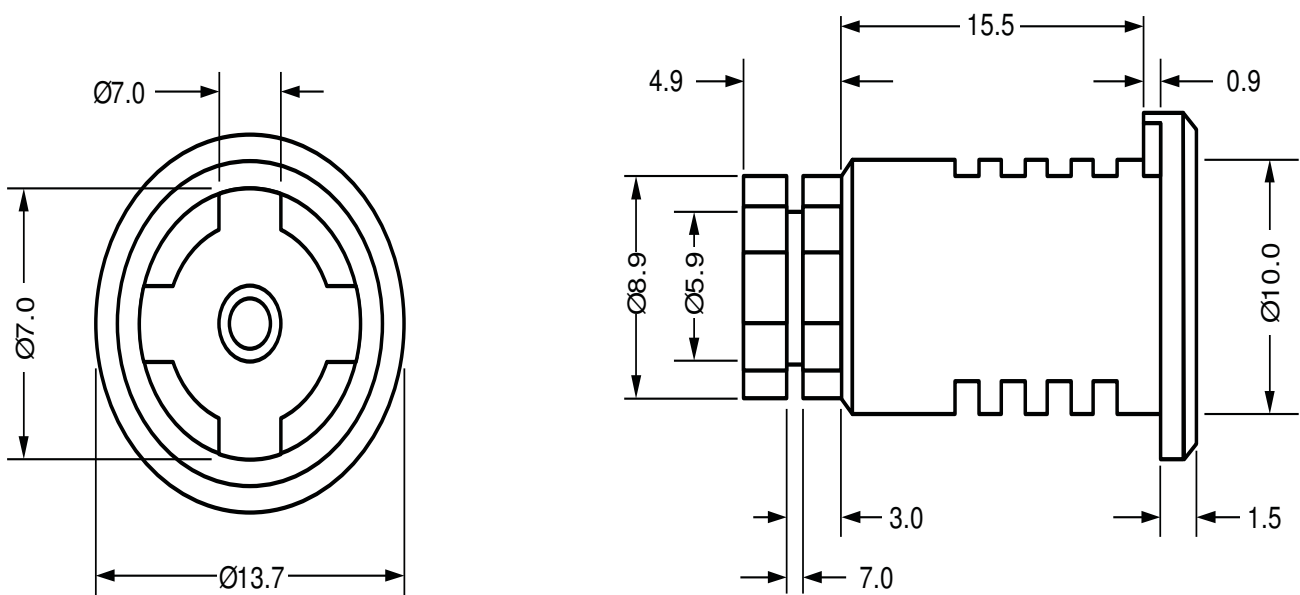
Barrels with a diameter of 10.0mm



## Options

| SKU  | Key Series | Combinations | Body Length | Head Width | Head Height | Head Depth | Max Panel Thickness | Diameter (mm) | Finish        |
|------|------------|--------------|-------------|------------|-------------|------------|---------------------|---------------|---------------|
| B932 | Special    | X2233        | 10.02       | 10         | 10          | 0          |                     | 10.0          | Black Plastic |

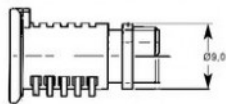
## Technical Drawing



## 9.0mm Barrel

## Product Description

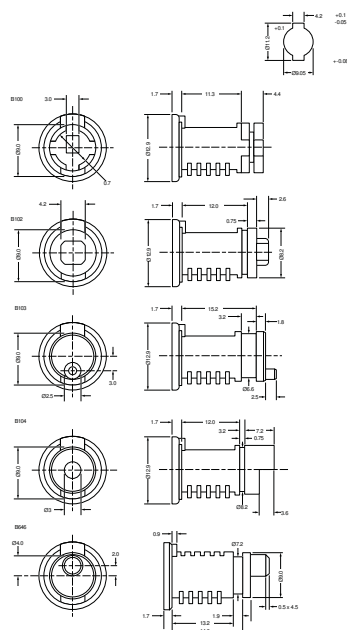
Barrels with a diameter of 9.0mm



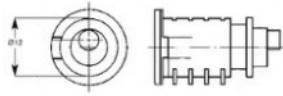
## Options

| SKU  | Key Series | Combinations | Body Length | Head Width | Head Height | Head Depth | Max Panel Thickness | Diameter (mm) |
|------|------------|--------------|-------------|------------|-------------|------------|---------------------|---------------|
| B100 | D/E, 800   | 200          | 10          | 9          | 9           | 0          |                     | 9.0           |
| B102 | D/E, 800   | 200          | 10          | 9          | 9           | 0          |                     | 9.0           |
| B103 | D/E, 800   | 200          | 10          | 9          | 9           | 0          |                     | 9.0           |
| B104 | D/E, 800   | 200          | 10          | 9          | 9           | 0          |                     | 9.0           |
| B383 | 2D         | 200          | 10.01       | 9          | 9           | 0          |                     | 9.0           |
| B646 | D/E, 800   | 200          | 10          | 9          | 9           | 0          |                     | 9.0           |
| B662 | 2D         | 200          | 10.01       | 9          | 9           | 0          |                     | 9.0           |
| B751 | 2D         | 200          | 10.01       | 9          | 9           | 0          |                     | 9.0           |

## Technical Drawing



## 12.0mm Barrel



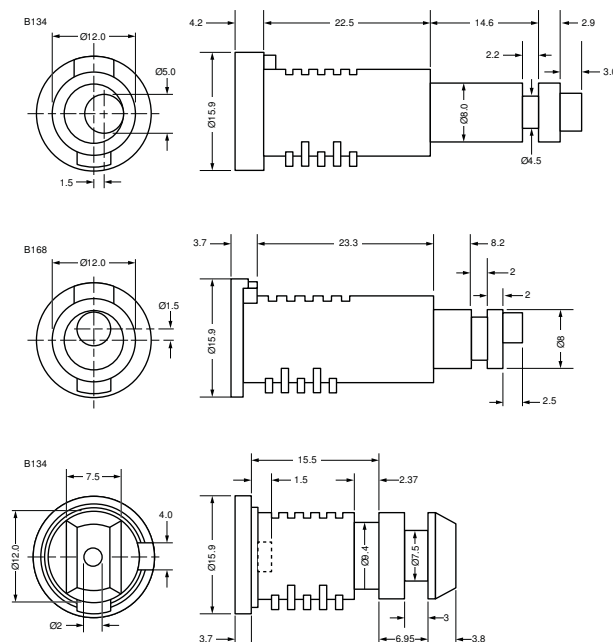
## Product Description

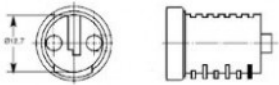
Barrels with a diameter of 12.0mm

## Options

| SKU   | Key Series | Combinations  | Body Length | Head Width | Head Height | Head Depth | Max Panel Thickness | Diameter (mm) | Finish        |
|-------|------------|---------------|-------------|------------|-------------|------------|---------------------|---------------|---------------|
| B134  | D/E, 93 E  | 500           | 10.03       | 12         | 12          | 0          |                     | 12.0          | -             |
| B168  | D/E, 93 E  | 500           | 10.03       | 12         | 12          | 0          |                     | 12.0          | -             |
| B2131 | D/E, A-C-E | Contact sales | 10.04       | 12         | 12          | 0          |                     | 12.0          | -             |
| B2133 | D/E, A-C-E | Contact sales | 10.04       | 12         | 12          | 0          |                     | 12.0          | -             |
| B2157 | D/E, A-C-E | Contact sales | 10.04       | 12         | 12          | 0          |                     | -             | Bright Chrome |
| F2013 | D/E, 93 E  | 500           | 10.03       | 12         | 12          | 0          |                     | 12.0          | -             |

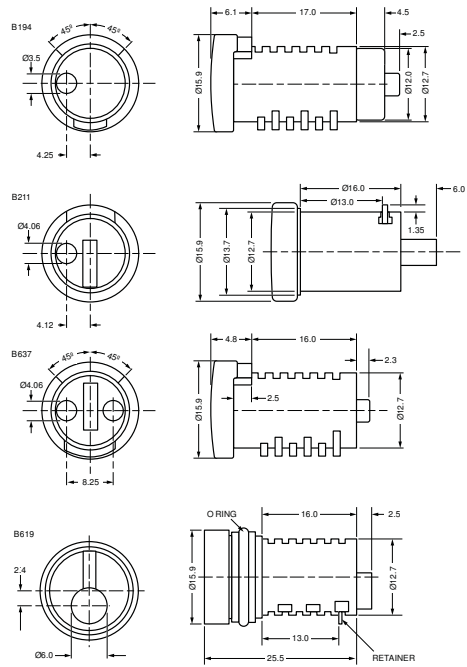
## Technical Drawing



| 12.7mm Barrel   | Product Description               |
|---|-----------------------------------|
|  | Barrels with a diameter of 12.7mm |

| Options |            |               |             |            |             |            |                     |               |
|---------|------------|---------------|-------------|------------|-------------|------------|---------------------|---------------|
| SKU     | Key Series | Combinations  | Body Length | Head Width | Head Height | Head Depth | Max Panel Thickness | Diameter (mm) |
| B128    | D/E        | Contact sales | 10.08       | 12.7       | 12.7        | 0          |                     | 12.7          |
| B194    | D/E        | Contact sales | 10.09       | 12.7       | 12.7        | 0          |                     | 12.7          |
| B209    | D/E, 89    | 200           | 10.05       | 12.7       | 12.7        | 0          |                     | 12.7          |
| B211    | D/E        | Contact sales | 10.09       | 12.7       | 12.7        | 0          |                     | 12.7          |
| B33     | D/E        | Contact sales | 10.07       | 12.7       | 12.7        | 0          |                     | 12.7          |
| B36     | D/E        | Contact sales | 10.07       | 12.7       | 12.7        | 0          |                     | 12.7          |
| B61     | D/E        | Contact sales | 10.07       | 12.7       | 12.7        | 0          |                     | 12.7          |
| B619    | D/E        | Contact sales | 10.09       | 12.7       | 12.7        | 0          |                     | 12.7          |
| B63     | D/E, 89    | 200           | 10.05       | 12.7       | 12.7        | 0          |                     | 12.7          |
| B637    | D/E        | Contact sales | 10.09       | 12.7       | 12.7        | 0          |                     | 12.7          |
| B71     | D/E        | Contact sales | 10.07       | 12.7       | 12.7        | 0          |                     | 12.7          |
| B738    | D/E, 89    | 200           | 10.05       | 12.7       | 12.7        | 0          |                     | 12.7          |
| B742    | D/E, 89    | 200           | 10.06       | 12.7       | 12.7        | 0          |                     | 12.7          |
| B744    | D/E, 89    | 200           | 10.05       | 12.7       | 12.7        | 0          |                     | 12.7          |
| B747    | D/E, 89    | 200           | 10.06       | 12.7       | 12.7        | 0          |                     | 12.7          |
| B748    | D/E, 89    | 200           | 10.06       | 12.7       | 12.7        | 0          |                     | 12.7          |
| B760    | D/E, 89    | 200           | 10.06       | 12.7       | 12.7        | 0          |                     | 12.7          |
| B803    | D/E, 89    | 200           | 10.06       | 12.7       | 12.7        | 0          |                     | 12.7          |
| B82     | D/E        | Contact sales | 10.07       | 12.7       | 12.7        | 0          |                     | 12.7          |
| B8B     | D/E        | Contact sales | 10.08       | 12.7       | 12.7        | 0          |                     | 12.7          |
| B8E     | D/E        | Contact sales | 10.08       | 12.7       | 12.7        | 0          |                     | 12.7          |
| B8K     | D/E        | Contact sales | 10.08       | 12.7       | 12.7        | 0          |                     | 12.7          |
| B8S     | D/E        | Contact sales | 10.08       | 12.7       | 12.7        | 0          |                     | 12.7          |
| B95     | D/E, 89    | 200           | 10.05       | 12.7       | 12.7        | 0          |                     | 12.7          |

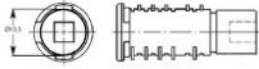
| Technical Drawing |
|-------------------|
|                   |



## 13.5mm Barrel

## Product Description

Barrels with a diameter of 13.5mm

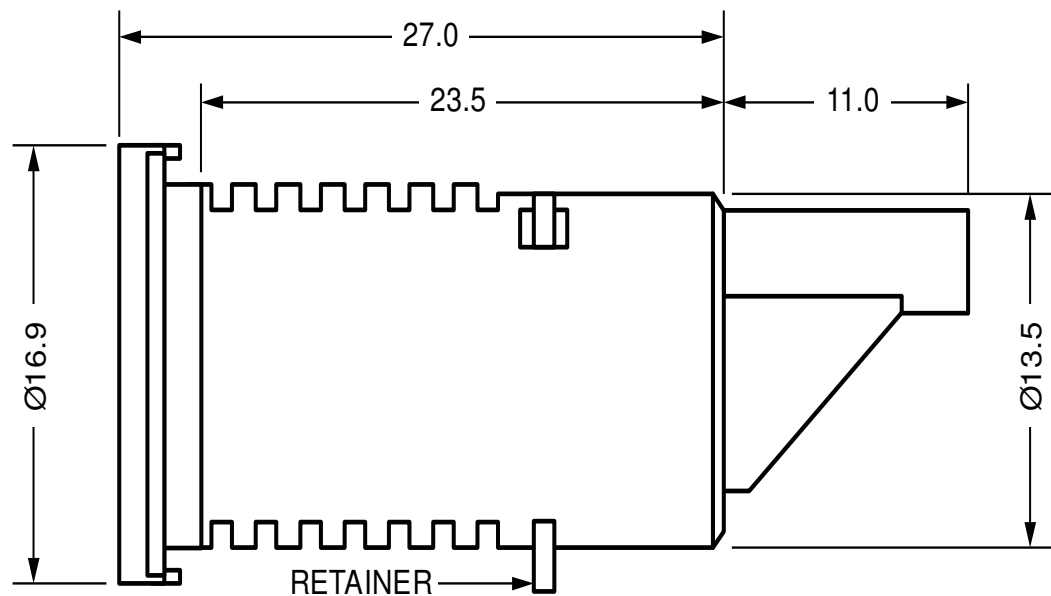


## Options

| SKU  | Key Series | Combinations  | Body Length | Head Width | Head Height | Head Depth | Max Panel Thickness | Diameter (mm) |
|------|------------|---------------|-------------|------------|-------------|------------|---------------------|---------------|
| B129 | D/E, 45-47 | Contact sales | 10.1        | 13.5       | 13.5        | 0          |                     | 13.5          |
| B165 | D/E, 45-47 | Contact sales | 10.1        | 13.5       | 13.5        | 0          |                     | 13.5          |
| B182 | D/E, 45-47 | Contact sales | 10.1        | 13.5       | 13.5        | 0          |                     | 13.5          |
| B185 | D/E, 45-47 | Contact sales | 10.1        | 13.5       | 13.5        | 0          |                     | 13.5          |
| B190 | D/E, 45-47 | Contact sales | 10.1        | 13.5       | 13.5        | 0          |                     | 13.5          |
| B710 | 25-27      | 2,000         | 10.11       | 13.5       | 13.5        | 0          |                     | 13.5          |

## Technical Drawing

B710



## 22.8mm Barrel F715

## Product Description

22.8mm Assembled barrel F715 with Dust Cover.

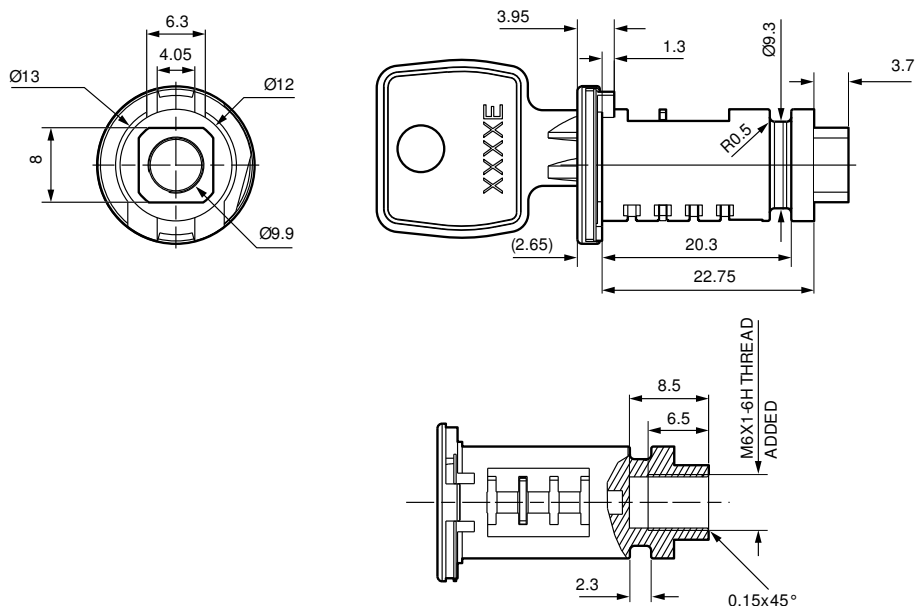
- **Combinations:** 500 (9000 series); contact sales dept for A. C. E. Y series
- **Standard finish:** Stainless steel cap; Zinc passivated body



## Options

| SKU            | Key Series | Combinations       | Body Length | Head Width | Head Height | Head Depth | Max Panel Thickness | Cap        | Finish          |
|----------------|------------|--------------------|-------------|------------|-------------|------------|---------------------|------------|-----------------|
| F715 (9000)    | 9000 M     | 500                | 22.8        | 17         | 17          | 2.7        |                     | Dust Cover | Zinc Plate      |
| F715 (A.C.E.Y) | ACEY       | Contact Sales Dept | 22.8        | 17         | 17          | 2.7        |                     | Dust Cover | Zinc Passivated |

## Technical Drawing



## 16mm Barrel F253

## Product Description

16mm Assembled barrel F253.

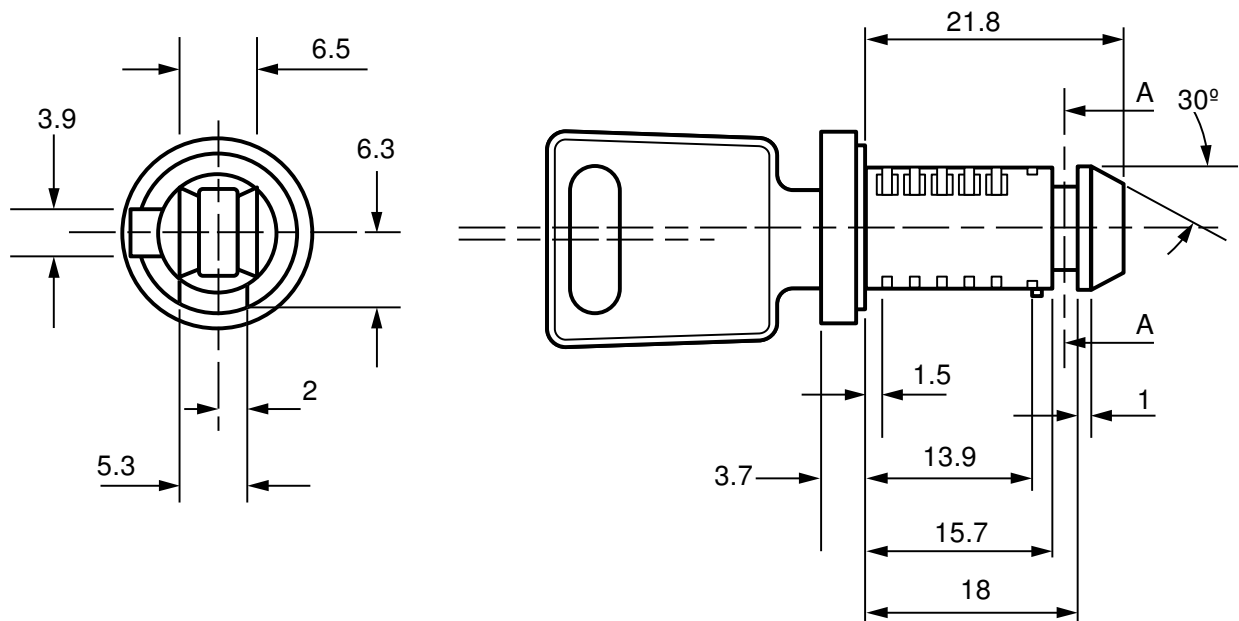
- **Combinations:** 200
- **Standard finish:** Stainless steel cap; Zinc plated body



## Options

| SKU  | Key Series               | Combinations | Body Length | Head Width | Head Height | Head Depth | Max Panel Thickness | Finish     | Cap              |
|------|--------------------------|--------------|-------------|------------|-------------|------------|---------------------|------------|------------------|
| F253 | FH                       | 200          | 18          | 16         | 16          | 3.7        |                     | Zinc Plate | Cap + Dust Cover |
| F446 | Electrical Series A or E |              | 21          | 16         | 16          | 1.8        |                     | Zinc Plate | Capped           |
| F531 | 9000 M                   | 500          | 18          | 16         | 16          | 4.4        |                     | Zinc Plate | Cap + Dust Cover |
| F557 | FH                       | 200          | 18          | 16         | 16          | 3.7        |                     | Zinc Plate | Cap + Dust Cover |
| F623 | Electrical Series C      |              | 21          | 16         | 16          | 2          |                     | Zinc Plate | Uncapped         |

## Technical Drawing





## 13mm Barrel F412

## Product Description

13mm Assembled barrel F412

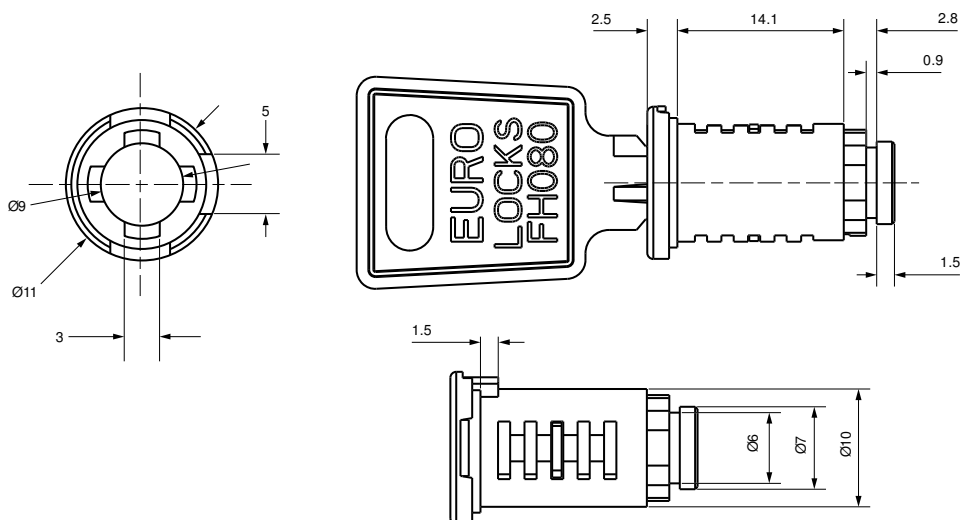
- **Combinations:** 200
- **Standard finish:** Stainless steel cap; Zinc passivated body



## Options

| SKU  | Key Series | Combinations | Body Length | Head Width | Head Height | Head Depth | Max Panel Thickness | Finish          | Cap    |
|------|------------|--------------|-------------|------------|-------------|------------|---------------------|-----------------|--------|
| F271 | FH         | 200          | 16          | 13         | 13          | 2.5        |                     | Zinc Plate      | Capped |
| F412 | FH080      | 200          | 14          | 13         | 13          | 2.5        |                     | Zinc Passivated | Capped |
| F428 | 1FM        | 200          | 14          | 13         | 13          | 2.5        |                     | Zinc Plate      | Capped |

## Technical Drawing



## 17mm Barrel F448



## Product Description

17mm Assembled barrel F448 with dust cover.

- **Combinations:** 500
- **Standard finish:** Stainless steel cap; Zinc passivated body

## Options

| SKU  | Key Series | Combinations | Body Length | Head Width | Head Height | Head Depth | Max Panel Thickness | Finish     | Cap              |
|------|------------|--------------|-------------|------------|-------------|------------|---------------------|------------|------------------|
| F444 | 9000 M     | 500          | 22.8        | 17         | 17          | 2          |                     | Zinc Plate | Capped           |
| F448 | 9000 M     | 500          | 22.8        | 17         | 17          | 2.7        |                     | Zinc Plate | Cap + Dust Cover |

## Technical Drawing

